

PLAYOFFS



INDEX

2022 FCS Playoff Info	2
2021 FCS Playoff Bracket	3
MVFC vs. Top Seeds	3
Miscellaneous Playoff Notes	4
All-Time Playoff Results	5-6
Championship Game Results	7
MVFC vs. Other Leagues	8
MVFC vs. Other Teams	8
Year-By-Year Summaries	9-27
MVFC Coaches in the Playoffs	14
Playoff Records	28-29





2022 NCAA Division I Football Championship

First Round November 26 Second Round December 3 Quarterfinals December 9/10 Semifinals December 16/17 Final January 8



* Host Institution
 All times are Eastern time. Information subject to change.
 © 2022 National Collegiate Athletic Association. No commercial use without the NCAA's written permission.
 The NCAA opposes all forms of sports wagering.

The NCAA hosts three football championships: the Division I Football Championship for teams in the NCAA FCS, the Division II Football Championship and the Division III Football Championship. Since 2013, the FCS has had a 24-team bracket.

The FCS bracket history dates back to 1978-80 when there were only four teams in the field. The bracket expanded to eight teams in 1981; 12 teams (1982-85); 16 teams (1986-2009); 20 teams (2010-12); and 24 teams (2013-present). The top eight teams are seeded, receive first-round byes and host second-round games. The 16 other teams bid to host first-round games.

The playoffs -- in their 45th season -- will begin Nov. 26. For the 13th-straight year, the final game will be played at Toyota Stadium in Frisco, Texas. Every title game from 1997-2009 had been held at Finley Stadium in Chattanooga, Tenn.

In January 2019, the NCAA announced that it had agreed to a five-year extension with Frisco, Texas, to continue holding the Division I FCS title game at Toyota Stadium, keeping the championship game in Frisco through 2025 (for the 2024 football season), with an option for the 2026 championship.


Ten conferences (Big Sky, Big South, CAA, MVFC, Northeast, Ohio Valley, Patriot, Pioneer, Southern and Southland) have been granted automatic qualification. A scheduling alliance between the ASUN and WAC will be granted an AQ as well. The remaining 13 teams are selected at large by the FCS Football Committee.

Since 1978, all 12 current and past MVFC members have appeared in the FCS playoffs.

The 2003 season was an historic one for FCS football as, for the first time, a league received four bids to the 16-team field. The MVFC has had five bids four times since (2014, 2015, 2017, 2020), and the league tied an FCS record with six bids in 2021. The MVFC became the first (and only) to have two teams from the same conference face one another in the championship game (North Dakota State beat Illinois State, 29-27, in the 2015 title game, following the 2014 season.)



2021 NCAA Division I Football Championship



All times are Eastern

All games are on the ESPN App

* Host Institution
 Information subject to change.
 © 2021 National Collegiate Athletic Association. No commercial use without the NCAA's written permission.
 The NCAA opposes all forms of sports wagering.



Valley Football vs. Top Seeds

A league school has played a top-four seeded team 59 times, and recorded a 25-34 record. Seventeen of the 25 wins against a top-four seed were on the road. Seven of the 59 games were intra-conference matchups.

- 1989 – Eastern Illinois 38, #4 Idaho 21
- 1989 – #3 SF Austin 55, Missouri State 25
- 1991 – #4 Marshall 20, W. Illinois 17 (ot)
- 1991 – #4 Marshall 41, UNI 13
- 1995 – UNI 35, #4 Murray State 34
- 1996 – #2 Marshall 31, UNI 14
- 1997 – Youngstown St. 37, #1 Villanova 34
- 1997 – Youngstown St. 25, #3 E. Wash. 14
- 1998 – #2 NW State 48, Illinois State 28
- 1998 – #1 Ga. Southern 42, W. Illinois 14
- 1999 – Illinois State 37, #3 Hofstra 20
- 1999 – #2 Ga. Southern 28, Illinois St. 17
- 1999 – #2 Ga. Southern 59, YSU 24
- 2001 – UNI 49, #4 Eastern Illinois 43
- 2001 – #3 Furman 24, Western Ky. 20
- 2001 – #1 Montana 38, UNI 0
- 2002 – Western Ky. 31, #2 W. Illinois 28
- 2002 – Western Ky. 31, #3 Ga. Southern 28
- 2002 – Western Ky. 34, #1 McNeese 14
- 2003 – #2 Delaware 48, Southern Illinois 7
- 2003 – #4 Colgate 28, Western Illinois 27
- 2003 – #3 Wofford 34, Western Ky. 17
- 2003 – #2 Delaware 37, UNI 7
- 2005 – #2 Appalachian State 38, SIU 24
- 2005 – UNI 24, #1 New Hampshire 21
- 2005 – UNI 40, #4 Texas State 37 (ot)
- 2005 – #2 Appalachian State 21, UNI 16
- 2006 – #1 Appalachian State 49, YSU 24
- 2009 – #1 Montana 61, S. Dakota St. 48
- 2010 – #1 Appalachian State 42, WIU 14
- 2010 – NDSU 42, #4 Montana State 17
- 2011 – #4 Montana 48, #5 UNI 10
- 2011 – #2 NDSU 35, #3 Ga. Southern 7
- 2011 – #2 NDSU 17, #1 Sam Houston 6
- 2012 – #2 E. Washington 51, Illinois St. 35
- 2014 – #2 NDSU 27, S. Dakota State 24
- 2014 – Illinois St. 59, #4 E. Washington 46
- 2014 – Illinois St. 21, #1 N. Hampshire 18
- 2014 – #2 NDSU 29, Illinois State 27
- 2015 – #3 NDSU 37, #1 Jacksonville St. 10
- 2016 – YSU 40, #3 Jacksonville State 24
- 2016 – #1 NDSU 36, South Dakota St. 10
- 2016 – #4 James Madison 27, NDSU 17
- 2016 – YSU 40, #2 Eastern Washington 38
- 2016 – #4 James Madison 28, YSU 14
- 2017 – #1 James Madison 51, SDSU 16
- 2017 – #2 NDSU 17, #1 James Madison 13
- 2018 – SDSU 27, #4 Kennesaw State 17
- 2018 – #1 NDSU 44, SDSU 21
- 2018 – #1 NDSU 38, #3 E. Washington 24
- 2019 – #1 NDSU 9, Illinois State 3
- 2019 – #2 James Madison 17, UNI 0
- 2019 – #1 NDSU 28, #2 James Madison 20
- 2021 – #2 Sam Houston 24, NDSU 20
- 2021 – #3 James Madison 34, UND 21
- 2021 – #1 SDSU 31, Southern Illinois 26
- 2021 – #2 Sam Houston 23, #1 SDSU 21
- 2021 – SDSU 24, at #4 Sac. State 19
- 2021 – #2 NDSU 20, #3 James Madison 14

Missouri Valley Football Conference in the NCAA FCS Playoffs

The Missouri Valley Football Conference has a 129-82 all-time playoff record, and the league has a 117-65 mark since 1997. Below is a look at how conferences have fared since the FCS playoffs began in 1978 (*indicates championship year, while number in parentheses after conference name indicates championships won):

Table with columns for years 1978-84 to 21 and an All column. Rows list conferences like MVFC, ASUN, Big Sky, Big South, CAA, etc., with their respective records.

By Decade *85-89 90-99 00-09 10-19 20- ALL

Summary table of playoff records by decade for MVFC, ASUN, Big Sky, Big South, CAA, Northeast, Ohio Valley, Patriot, Pioneer, Southern, Southland, WAC, Great West, MEAC, SWAC, and Ind.

*does not include pre-MVFC seasons (1978-84)

27th-Straight Year with Two

In 2021, the league had two (or more) representatives in the FCS playoffs for the 27th-straight season:

2021 FCS Playoff Participation:

- Big Sky (5): Eastern Washington, Montana, UC Davis, Montana State, Sacramento State
Big South (1): Kennesaw State
CAA (2): James Madison, Villanova
MVFC (6): Missouri State, UNI, NDSU, SDSU, South Dakota, Southern Illinois
Northeast (1): Sacred Heart
Ohio Valley (1): UT Martin
Patriot (1): Holy Cross
PFL (1): Davidson
Southern (1): ETSU
Southland (2): UIW, Southeastern Louisiana
SWAC (1): Florida A&M
WAC (2): SFA, Sam Houston

Table with columns: 2021 Playoffs (Teams), W, L, Pct. Lists Missouri Valley Football (6), CAA Football (2), Big Sky (5), Southern (1), Southland (2), Big South (1), Ohio Valley (1), Patriot League (1), WAC (2), Northeast (1), PFL (1), SWAC (1).

Valley Football In the Semifinals

A conference member has reached the FCS semifinals 30 times. The conference is 16-14 in previous FCS semifinal games (11-5 at home):

Table with columns: Year, Team, Result -- Opponent. Lists years from 1985 to 2021 and corresponding teams and opponents.

Semifinal Appearances by MVFC School:

- 10 -- NDSU (2011, 12, 13, 14, 15, 16, 17, 18, 19, 21)
7 -- UNI (1985, 1987, 1992, 1996, 2001, 2005, 2008)
4 -- South Dakota State (2017, 2018, 20-21, 2021)
Youngstown State (1997, 1999, 2006, 2016)
2 -- Illinois State (1999, 2014)
1 -- SIU (2007); WIU (1998), WKU (2002)

Title Contenders

The 2021 season marked the 16th title appearance for a league team. The league is 11-5 in title games, although YSU and SIU both played in the championship prior to joining the league.

- Illinois State (0-1): 2014-L
NDSU (9-0): 2011-W, 2012-W, 2013-W, 2014-W, 2015-W, 2017-W, 2018-W, 2019-W, 2021-W
UNI (0-1): 2005-L
SDSU (0-1): 2020-L
Southern Illinois (1-0): 1983-W
Western Kentucky (1-0): 2002-W
Youngstown State (4-3): 1991-W, 1992-L, 1993-W, 1994-W, 1997-W, 1999-L, 2016-L

Title Games Since 1997

In 2021, NDSU became the 16th MVFC team since 1997 to represent the league in the NCAA FCS title game.

- MVFC (16): YSU (1997, 1999, 2016); W. Kentucky (2002); NDSU (2011, 2012, 2013, 2014, 2015, 2017, 2018, 2019, 2021); UNI (2005); Illinois St. (2014); SDSU (2020)
CAA (12): UMass (1998, 2006); Delaware (2003, 2007 and 2010); JMU (2004, 2016, 2017, 2019); Richmond (2008); Towson (2013); Villanova (2009)
Big Sky (8): Montana (2000, 01, 04, 08, 09); Eastern Washington (2010, 2018); Montana State (2021)
Southern (7): Georgia Southern (1998, 1999, 2000); Furman (2001); Appalachian State (2005-06-07)
Southland (5): McNeese State (1997, 2002); Sam Houston State (2011, 2012, 2020)
Ohio Valley (1): Jacksonville State (2015)
Patriot (1): Colgate (2003)

Valley Football In the Finals

An MVFC member has reached the FCS playoff championship game in an FCS-record 11-straight seasons (2011-present). The league is 11-5 in previous FCS championships:

Table with columns: Year, Team, Result -- Opponent. Lists years from 1997 to 2021 and corresponding teams and opponents.

Eight Men Out

In 2005, Youngstown State became the first and only Valley football champion (or co-champ) to not earn a spot in the NCAA playoff field. Notably, just six times has a league school won eight games and not been selected for the playoffs:

- 1989 (UNI, 8-3); 1994 (WIU, 8-3); 1999 (UNI, 8-3); 2001 (YSU, 8-3); 2005 (YSU, 8-3); 2013 (YSU, 8-4)

Playoffs (129-82) • Home: 83-20 • Away: 35-57 • Neutral: 11-5

1985

at #4 UNI 17, Eastern Washington 14
Georgia Southern 40, at #4 UNI 33

1986

at #3 E. Illinois 28, Murray State 21
E. Kentucky 24, at #3 E. Illinois 22

1987

at #3 UNI 31, Youngstown State 28
at #3 UNI 49, Arkansas State 28
at NE Louisiana 44, #3 UNI 41 (2ot)

1988

Western Ky. 35, at #4 W. Illinois 22

1989

Eastern Illinois 38, at #4 Idaho 21
at Missouri State 38, Maine 35
at #3 S.F. Austin 55, Missouri St. 25
at Montana 25, Eastern Illinois 19

1990

at Boise State 20, UNI 3
Idaho 41, at Missouri State 35

1991

at #3 UNI 38, Weber State 21
at #4 Marshall 20, W. Illinois 17 (ot)
at #4 Marshall 41, #3 UNI 13

1992

at #3 UNI 17, Eastern Washington 14
at #3 UNI 29, McNeese State 7
Youngstown State 19, at #3 UNI 7

1993

at Boston 27, UNI 21 (2ot)

1994

at Montana 23, UNI 20

1995

UNI 35, at #4 Murray State 34
at S.F. Austin 34, Eastern Illinois 29
at Marshall 41, UNI 24

1996

at #3 UNI 21, #14 Eastern Illinois 14
at #7 Murray St. 34, #10 W. Illinois 6
at #3 UNI 38, #6 William & Mary 35
at #2 Marshall 31, #3 UNI 14

1997

at #2 WIU 31, #15 Jackson St. 24
at #8 Youngstown 28, #9 Hampton 13
#6 McNeese State 14, at #2 WIU 12
#8 Youngstown 37, at #1 Villanova 34
#8 Youngstown 25, at #3 E. Wash. 14
#8 Youngstown 10, #6 McNeese 9

1998

at #4 W. Illinois 52, #13 Montana 9
at #2 NW State 48, #15 Illinois St. 28
at #4 W. Illinois 24, #5 Florida A&M 21
at #1 Ga. Southern 42, #4 WIU 14

1999

at #6 Illinois State 56, #11 Colgate 13
#9 Youngstown 30, at #8 Montana 27
at #9 YSU 41, #16 N. C. A&T 3
#6 Illinois State 37, at #3 Hofstra 20
at #9 YSU 27, #13 Florida A&M 24
at #2 Ga. Southern 28, #6 ILS 17
at #2 Ga. Southern 59, #9 YSU 24

2000

#10 Lehigh 37, at #7 W. Illinois 7
at #8 Richmond 10, #9 Youngstown 3

2001

UNI 49, at #4 Eastern Illinois 43
at #3 Furman 24, Western Ky. 20
at UNI 56, Maine 28
at #1 Montana 38, UNI 0

2002

at #2 W. Illinois 49, Eastern Illinois 9
at Western Ky. 59, Murray State 20
Western Ky. 31, at #2 W. Illinois 28
Western Ky. 31, at #3 Ga. Southern 28
Western Ky. 34, #1 McNeese State 14

2003

W. Illinois 43, at Montana 40 (2ot)
at Western Ky. 45, Jacksonville St. 7
at #2 Delaware 48, Southern Illinois 7
at UNI 35, Montana State 14
at #4 Colgate 28, Western Illinois 27
at #3 Wofford 34, Western Ky. 17
at #2 Delaware 37, UNI 7

2004

E. Washington 35, at #1 S. Illinois 31
at Sam Houston 54, Western Ky. 24

2005

at UNI 41, Eastern Washington 38
S. Illinois 21, at Eastern Illinois 6
UNI 24, at #1 New Hampshire 21
at #2 Appalachian State 38, SIU 24
UNI 40, at #4 Texas State 37 (ot)
#2 Appalachian State 21, UNI 16

2006

at S. Illinois 36, Tennessee-Martin 30
Illinois State 24, at Eastern Illinois 13
at #4 YSU 35, James Madison 31
at #2 Montana 20, Southern Illinois 3
at #4 YSU 28, Illinois State 21
at #1 Appalachian St. 49, #4 YSU 24

2007

at #1 UNI 38, New Hampshire
at #4 S. Illinois 30, Eastern Illinois 11
Delaware 39, at #1 UNI 27
at #4 Southern Illinois 34, UMass 27
Delaware 20, at #4 S. Illinois 17

2008

at #3 UNI 40, Maine 15
New Hampshire 29, at S. Illinois 20
at #3 UNI, New Hampshire 36-34
Richmond 21, at #3 UNI 20

2009

at #3 Southern Illinois 48, E. Illinois 7
William & Mary 24, at S. Illinois 3
at #1 Montana 61, S. Dakota State 48

2010

Lehigh 14, at UNI 7
Western Illinois 17, at C. Carolina 10
at NDSU 43, Robert Morris 17
at #1 Appalachian St. 42, WIU 14
NDSU 42, at #4 Montana State 17
at #5 E. Washington 38, NDSU 31 (ot)

2011

at #5 UNI 28, Wofford 21
at #2 NDSU 26, James Madison 14
at #4 Montana 48, UNI 10
at #2 NDSU 24, Lehigh 0
at #2 NDSU 35, #3 Ga. Southern 7
#2 NDSU 17, #1 Sam Houston State 6

2012

at SDSU 58, Eastern Illinois 10
Illinois State 38, at App. State 37 (ot)
at #1 NDSU 28, S. Dakota State 3
at #2 E. Washington 51, Illinois St. 35
at #1 NDSU 14, Wofford 7
at #1 NDSU 23, #5 Ga. Southern 20
#1 NDSU 39, Sam Houston State 13

2013

SDSU 26, at Northern Arizona 7
at #3 E. Washington 41, SDSU 17
at #1 NDSU 38, Furman 7
at #1 NDSU 48, Coastal Carolina 18
at #1 NDSU 52, New Hampshire 14
#1 NDSU 35, #7 Towson 7

2014

Indiana State 36, at E. Kentucky 16
at UNI 44, Stephen F. Austin 10
SDSU 47, at Montana State 40
at #8 Chattanooga 35, Indiana St. 14
at #5 Illinois State 41, UNI 21
at #2 NDSU 27, SDSU 24
at #2 NDSU 39, Coastal Carolina 32
#5 Illinois State 59, at #4 E. Wash 46
at #2 NDSU 35, Sam Houston State 3
#5 Illinois State 21, at #1 UNH 18
#2 NDSU 29, #5 Illinois State 27

2015

Western Illinois 24, at Dayton 7
at Montana 24, South Dakota State 17
at UNI 53, Eastern Illinois 17
at #2 Illinois State 36, W. Illinois 19
at #3 NDSU 37, Montana 6
UNI 29, at #6 Portland State 17
#7 Richmond 39, at #2 Illinois State 27
at #3 NDSU 23, UNI 13
at #3 NDSU 33, #7 Richmond 7
#3 NDSU 37, #1 Jacksonville State 10

2016

at Youngstown State 38, Samford 24
at Central Arkansas 31, Illinois St. 24
at #1 NDSU 45, San Diego 7
at #8 SDSU 10, Villanova 7
YSU 40, at #3 Jacksonville State 24
at #1 NDSU 36, #8 SDSU 10
at Youngstown St. 30, Wofford 23 (2ot)
#4 James Madison 27, at #1 NDSU 17
YSU 40, at #2 Eastern Washington 38
#4 James Madison 28, YSU 14

2017

at UNI 46, Monmouth 7
at Weber State 21, Western Illinois 19
South Dakota 38, at Nicholls 31
at #6 Sam Houston 54, S. Dakota 42
at #5 S. Dakota State 37, UNI 22
at #2 NDSU 36, San Diego 3
at #5 S. Dakota State 56, UNH 14
at #2 NDSU 42, #7 Wofford 10
at #2 NDSU 55, #6 Sam Houston 13
at #1 James Madison 51, #5 SDSU 16
#2 NDSU 17, #1 James Madison 13

2018

at UNI 16, Lamar 13
at #5 S. Dakota State 51, Duquesne 6
at #1 NDSU 52, Montana State 10
at #6 UC Davis 34, UNI 16
at #1 N. Dakota State 35, #8 Colgate 0
#5 SDSU 27, at #4 Kennesaw State 17
at #1 NDSU 44, #5 SDSU 21
#1 NDSU 38, #3 E. Washington 24

2019

at UNI 17, San Diego 3
Illinois State 24, at SE Missouri State 6
at #1 NDSU 37, Nicholls 3
UNI 13, at #7 South Dakota State 10
Illinois State 24, at #8 UCA
at #1 NDSU 9, Illinois State 3
at #2 James Madison 17, UNI 0
at #1 NDSU 42, #5 Montana St. 14
#1 NDSU 28, #2 James Madison 20

2020 (Spring 2021)

at #1 SDSU 31, Holy Cross 3
Southern Illinois 34, at Weber State 31
at North Dakota 44, Missouri State 10
at NDSU 42, Eastern Washington 20
at #2 Sam Houston 24, NDSU 20
at #3 JMU 34, North Dakota 21
at #1 SDSU 31, Southern Illinois 26
at #1 SDSU 33, Delaware 3
#2 Sam Houston 23, #1 SDSU 21

2021

UT Martin 32, at Missouri State 31
 at SDSU 56, UC Davis 24
 at E. Washington 19, UNI 9
 S. Illinois 22, at South Dakota 10
 at #2 NDSU 38, Southern Illinois 7
 SDSU 24, at #4 Sacramento State 19
 at #2 NDSU 27, #7 ETSU 3
 SDSU 35, at #5 Villanova 21
 at #2 NDSU 20, #3 James Madison 14
 at #8 Montana State 31, SDSU 17
 #2 NDSU 38, #8 Montana State 10

*Note: Numbers indicate playoff seed.
 NCAA only seeded beyond the top
 four seeds from 1996-2000, and from
 2012-present.*

SEMIFINAL TEAMS (30)

1985 - UNI
 1987 - UNI
 1992 - UNI
 1996 - UNI
 1997 - Youngstown State
 1998 - Western Illinois
 1999 - Illinois State, Youngstown State
 2001 - UNI
 2002 - Western Kentucky
 2005 - UNI
 2006 - Youngstown State
 2007 - Southern Illinois
 2008 - UNI
 2011 - North Dakota State
 2012 - North Dakota State
 2013 - North Dakota State
 2014 - North Dakota State, Illinois State
 2015 - North Dakota State
 2016 - North Dakota State, Youngstown St.
 2017 - N. Dakota State, S. Dakota State
 2018 - N. Dakota State, S. Dakota State
 2019 - North Dakota State
 2020 - South Dakota State
 2021 - N. Dakota State, S. Dakota State

TITLE GAME APPEARANCES (16)

1997 - Youngstown State (W)
 1999 - Youngstown State (L)
 2002 - Western Kentucky (W)
 2005 - UNI (L)
 2011 - North Dakota State (W)
 2012 - North Dakota State (W)
 2013 - North Dakota State (W)
 2014 - NDSU (W), Illinois State (L)
 2015 - North Dakota State (W)
 2016 - Youngstown State (L)
 2017 - North Dakota State (W)
 2018 - North Dakota State (W)
 2019 - North Dakota State (W)
 2020 - South Dakota State (L)
 2021 - North Dakota State (W)

FCS Playoff Participation (since 1995)

In 2021, the Missouri Valley Football Conference had at least two teams in the FCS postseason a 27th-consecutive year. Below is a yearly breakdown of conferences in the playoffs (since 1995):

	95	96	97	98	99	00	01	02	03	04	05	06	07	08	09	10	11	12	13	14	15	16	17	18	19	20	21
MVFC	2	2	2	2	2	2	2	2	4	2	2	3	2	2	2	3	2	3	2	5	5	4	5	3	4	5	6
ASUN	-	-	-	-	-	-	-	-	-	-	-	-	-	-	-	-	-	-	-	-	-	-	-	-	-	-	0
Big Sky	2	2	2	1	2	2	2	2	3	2	2	2	2	2	3	2	2	3	4	3	3	4	3	4	4	4	5
Big South	-	-	-	-	-	-	0	0	0	0	0	1	0	0	1	1	2	1	2	2	1	2	1	2	1	1	1
CAA Football	2	3	2	3	2	2	3	3	2	4	2	3	5	5	4	4	5	3	3	4	4	4	4	6	3	2	2
Northeast	0	0	0	0	0	0	0	0	0	0	0	0	0	0	0	1	1	1	1	1	1	1	1	1	1	1	1
Ohio Valley	2	2	1	1	1	2	1	2	1	1	1	2	2	1	1	2	2	1	3	2	2	1	1	2	2	1	1
Patriot	0	0	1	2	2	1	1	1	1	2	2	1	1	1	1	1	1	1	2	1	2	1	1	1	1	1	1
Pioneer	0	0	0	0	0	0	0	0	0	0	0	0	0	0	0	0	0	0	1	1	1	1	1	1	1	1	1
Southern	3	3	1	2	3	3	3	3	1	2	3	2	2	2	2	3	3	3	2	1	2	4	3	2	2	1	1
Southland	2	2	2	3	1	2	3	2	1	2	2	1	1	1	2	1	2	2	3	3	2	2	3	3	3	1	2
WAC	-	-	-	-	-	-	-	-	-	-	-	-	-	-	-	-	-	-	-	-	-	-	-	-	-	-	2
Great West	-	-	-	-	-	-	-	-	0	1	0	0	1	0	0	0	0	-	-	-	-	-	-	-	-	-	-
MEAC	0	1	2	2	2	1	1	1	2	1	1	1	1	1	1	2	1	1	2	1	0	1	0	0	0	0	0
SWAC	1	1	1	0	0	0	0	0	0	0	0	0	0	0	0	0	0	0	0	0	0	0	0	0	0	0	1
Independents	2	0	2	0	1	1	1	0	1	0	0	0	0	0	0	0	0	0	0	0	0	0	0	0	1	0	0

MVFC Playoff Success

The league is 117-65 during the past 24 years in the FCS playoffs (since 1997). Overall, a league team has appeared in 16 championship games and in 30 semifinal games. Since 2011, the league is 78-35 (.690), which includes a 63-20 (.759) record against non-league teams.

Leagues With Four or More Bids

Since the NCAA field expanded to 16 teams for the 1986 playoffs, a league has received four or more bids 25 times. The 2003 playoffs marked the first time the MVFC had four bids. A league has had six bids twice, and five bids eight times. The CAA (11x), MVFC (8x), Big Sky (5x), and Southern (once) are the only leagues to have four or more berths in a single playoff field.


6 Bids – CAA (2018), MVFC (2021)

5 Bids – CAA (2007, 08, 11); MVFC (2014, 15, 17, 20); Big Sky (2021)

4 Bids – MVFC (2003, 16, 19); CAA (2004, 09, 10, 14, 15, 16, 17); Big Sky (2013, 15, 18, 19); Southern (2016)

Previous NCAA FCS Championship Game Results

Year	Result	Coach of Champion	Site
1978	Florida A&M 35, Massachusetts 28	Rudy Hubbard	Wichita Falls, Texas
1979	Eastern Kentucky 30, Lehigh 7	Roy Kidd	Orlando, Fla.
1980	Boise State 31, Eastern Kentucky 29	Jim Criner	Sacramento, Calif.
1981	Idaho State 34, Eastern Kentucky 23	Dave Kragthorpe	Wichita Falls, Texas
1982	Eastern Kentucky 17, Delaware 14	Roy Kidd	Wichita Falls, Texas
1983	Southern Illinois 43, Western Carolina 7	Rey Dempsey	Charleston, S.C.
1984	Montana State 19, Louisiana Tech 6	Dave Arnold	Charleston, S.C.
1985	Georgia Southern 44, Furman 42	Erk Russell	Tacoma, Wash
1986	Georgia Southern 48, Arkansas State 21	Erk Russell	Tacoma, Wash.
1987	Northeast Louisiana 43, Marshall 42	Pat Collins	Pocatello, Idaho
1988	Furman 17, Georgia Southern 12	Jimmy Satterfield	Pocatello, Idaho
1989	Georgia Southern 37, Stephen F. Austin 34	Erk Russell	Statesboro, Ga.
1990	Georgia Southern 36, Nevada 13	Tim Stowers	Statesboro, Ga.
1991	Youngstown State 25, Marshall 17	Jim Tressel	Statesboro, Ga.
1992	Marshall 31, Youngstown State 28	Jim Donnan	Huntington, W.V.
1993	Youngstown State 17, Marshall 5	Jim Tressel	Huntington, W.V.
1994	Youngstown State 28, Boise State 14	Jim Tressel	Huntington, W.V.
1995	Montana 22, Marshall 20	Don Read	Huntington, W.V.
1996	Marshall 49, Montana 29	Bob Pruett	Huntington, W.V.
1997	Youngstown State 10, McNeese State 9	Jim Tressel	Chattanooga, Tenn.
1998	Massachusetts 55, Georgia Southern 43	Mark Whipple	Chattanooga, Tenn.
1999	Georgia Southern 59, Youngstown State 24	Paul Johnson	Chattanooga, Tenn.
2000	Georgia Southern 27, Montana 25	Paul Johnson	Chattanooga, Tenn.
2001	Montana 13, Furman 6	Joe Glenn	Chattanooga, Tenn.
2002	Western Kentucky 34, McNeese State 14	Jack Harbaugh	Chattanooga, Tenn.
2003	Delaware 40, Colgate 0	K.C. Keeler	Chattanooga, Tenn.
2004	James Madison 31, Delaware 21	Mickey Matthews	Chattanooga, Tenn.
2005	Appalachian State 21, UNI 16	Jerry Moore	Chattanooga, Tenn.
2006	Appalachian State 28, Massachusetts 17	Jerry Moore	Chattanooga, Tenn.
2007	Appalachian State 49, Delaware 21	Jerry Moore	Chattanooga, Tenn.
2008	Richmond, 24, Montana 7	Mike London	Chattanooga, Tenn.
2009	Villanova 23, Montana 21	Andy Talley	Chattanooga, Tenn.
2010	Eastern Washington 20, Delaware 19	Beau Baldwin	Frisco, Texas
2011	North Dakota State 17, Sam Houston State 6	Craig Bohl	Frisco, Texas
2012	North Dakota State 39, Sam Houston State 13	Craig Bohl	Frisco, Texas
2013	North Dakota State 35, Towson 7	Craig Bohl	Frisco, Texas
2014	North Dakota State 29, Illinois State 27	Chris Klieman	Frisco, Texas
2015	North Dakota State 37, Jacksonville State 10	Chris Klieman	Frisco, Texas
2016	James Madison 28, Youngstown State 14	Mike Houston	Frisco, Texas
2017	North Dakota State 17, James Madison 13	Chris Klieman	Frisco, Texas
2018	North Dakota State 38, Eastern Washington 24	Chris Klieman	Frisco, Texas
2019	North Dakota State 28, James Madison 20	Matt Entz	Frisco, Texas
2020	Sam Houston State 23, South Dakota State 21	K.C. Keeler	Frisco, Texas
2021	North Dakota State 38, Montana State 10	Matt Entz	Frisco, Texas



Head coach Matt Entz and QB Trey Lance celebrate the NDSU 28-20 championship game victory against James Madison in 2019.



QB Eric Sanders helped the Panthers to their first championship game in 2005. UNI lost to Appalachian State in Chattanooga, Tenn.

Missouri Valley Football Conference
Won-Lost Records vs. FCS Schools

Appalachian State.....	1-4	Monmouth.....	1-0
Arkansas State.....	1-0	Montana.....	4-7
Boise State.....	0-1	Montana State.....	6-1
Boston University.....	0-1	Murray State.....	3-1
UC Davis.....	1-1	New Hampshire.....	6-1
Central Arkansas.....	1-1	Nicholls.....	2-0
Coastal Carolina.....	3-0	North Carolina A&T.....	1-0
Colgate.....	2-1	North Dakota.....	0-1
Chattanooga.....	0-1	North Dakota State.....	0-7
Dayton.....	1-0	Northeast Louisiana.....	0-1
Delaware.....	1-4	Northern Arizona.....	1-0
Duquesne.....	1-0	UNI.....	3-1
ETSU.....	1-0	Northwestern State.....	0-1
Eastern Illinois.....	9-0	Portland State.....	1-0
Eastern Kentucky.....	1-1	Richmond.....	1-3
Eastern Washington.....	8-5	Robert Morris.....	1-0
Florida A&M.....	2-0	Sacramento State.....	1-0
Furman.....	1-1	Sam Houston State.....	4-4
Georgia Southern.....	3-4	Samford.....	1-0
Hampton.....	1-0	San Diego.....	3-0
Hofstra.....	1-0	South Dakota.....	1-0
Holy Cross.....	1-0	South Dakota State.....	5-2
Idaho.....	1-1	Southeast Missouri State.....	1-0
Illinois State.....	3-2	Southern Illinois.....	2-1
Jackson State.....	1-0	Stephen F. Austin.....	1-2
Jacksonville State.....	3-0	UT Martin.....	1-1
James Madison.....	5-5	Texas State.....	1-0
Kennesaw State.....	1-0	Towson.....	1-0
Lamar.....	1-0	Villanova.....	3-0
Lehigh.....	1-2	Weber State.....	2-1
McNeese State.....	3-1	Western Illinois.....	2-0
Maine.....	3-0	Western Kentucky.....	0-2
Marshall.....	0-4	William & Mary.....	1-1
Massachusetts.....	1-0	Wofford.....	4-1
Missouri State.....	1-0	Youngstown State.....	1-2
TOTALS	129-82		

*includes 17 intra-conference playoff games

Missouri Valley Football Conference
Won-Lost Records in NCAA Tournament Play

Team (Years Participated)	Yrs.	W-L	Home/Away	Pct.
Eastern Illinois (1986-89-95)	3	2-3	1-1	1-2 .400
Illinois State (1998-99-06-12-14-15-16-19)	8	10-8	3-1	7-6* .556
Indiana State (2014)	1	1-1	0-0	1-1 .500
Missouri State (1989-90-20-21)	4	1-4	1-2	0-2 .200
North Dakota (20)	1	1-1	1-0	0-1 .500
NDSU (2010-11-12-13-14-15-16-17-18-19-20-21)	12	41-3	31-1	1-2* .932
UNI (85-87-90-91-92-93-94-95-96-01-03-05-07-08-10-11-14-15-17-18-19-21)	22	26-22	20-5	6-16* .542
South Dakota (2017-21)	2	1-2	0-1	1-1 .333
SDSU (2009-12-13-14-15-16-17-18-19-20-21)	11	14-11	9-1	5-9* .560
Southern Illinois (2003-04-05-06-07-08-09-20-21)	9	7-9	4-4	3-5 .438
W. Illinois (88-91-96-97-98-00-02-03-10-15-17)	11	7-11	4-4	3-7 .389
Western Kentucky (2001-02-03-04)	4	5-3	2-0	2-3* .625
Youngstown State (1997-99-00-06-16)	5	13-4	7-0	5-2* .765
MVFC TOTALS	129-82	83-20	35-57	.611

*Neutral sites (11-5) not included. YSU is 1-1 at Chattanooga, Tenn. (W-McNeese State, 1997; L-Georgia Southern, 1999). YSU is 0-1 at Frisco, Texas (L-James Madison, 2016); WKU is 1-0 at Chattanooga, Tenn. (W-McNeese State, 2002). UNI is 0-1 at Chattanooga, Tenn. (L-Appalachian State, 2005). NDSU is 9-0 at Frisco, Texas (W-Sam Houston State, 2011; W-Sam Houston State, 2012; W-Towson, 2013; W-Illinois State, 2014; W-Jacksonville State, 2015; W-James Madison, 2017; W-Eastern Washington, 2018; W-James Madison, 2019; W-Montana State, 2021). ILS is 0-1 at Frisco, Texas (L-North Dakota State, 2014). SDSU is 0-1 at Frisco, Texas (L-Sam Houston, 2020). *Records are for MVFC seasons only.

Margin of Victory/Loss

A total of 83 of 211 of the Missouri Valley's playoff games have been decided by seven points or less. Below is a chart which illustrates the margins in the previous league playoff games. The MVFC is 50-34 in playoff games decided by seven or fewer points (2-1 in 2021).

Notably, of the 129 victories, 78 have been by 10 or more points, with 53 of those by 20 or more points.

Win (129)	1	2	3	4	5	6	7	8	10-19	20-29	30+
	3	3	23	2	2	5	12	1	25	25	28
Loss (82)	1	2	3	4	5	6	7	9	10-19	20-29	30+
	3	5	8	3	3	4	8	1	23	13	11

Missouri Valley Football Conference vs. FCS

The league is 129-82 in the NCAA FCS playoffs. Included in that overall record is a .500 or better performance against 10 of the 11 conferences faced.

MVFC Against Other Leagues in the Playoffs

vs. Big South	5	0	1.000
vs. Mid-Eastern Athletic	4	0	1.000
vs. Pioneer Football League	4	0	1.000
vs. Northeast Conference	2	0	1.000
vs. Southwestern Athletic	1	0	1.000
vs. Ohio Valley Conference	18	3	.857
vs. Big Sky Conference	25	17	.595
vs. CAA Football	22	15	.595
vs. Patriot League	4	3	.571
vs. Southland Conference	13	10	.565
vs. Independents	3	3	.500
vs. Intra-Conference	17	17	.500
vs. Southern Conference	11	14	.440
TOTAL	129	82	.611

1985 Valley Football Playoff Summaries

Dec. 7—Cedar Falls, Iowa

Eastern Washington	0	0	7	7	14
UNI	10	7	0	0	17

UNI built a 17-0 halftime advantage, but didn't score again, while Eastern Washington pulled to within 10 points in the third and scored its last TD with 12:47 left. Errol Peebles led UNI with 129 rush yards as UNI advanced to the semifinals against eventual champion Georgia Southern.

Dec. 14—Cedar Falls, Iowa

Georgia Southern	14	3	7	16	40
UNI	14	6	3	10	33

Georgia Southern scored the winning TD with just :34 remaining after UNI had rallied to tie the game with 2:44 left. The seesaw semifinal game was tied four times.

1985 Championship:

Georgia Southern 44, Furman 42

1986 Valley Football Playoff Summaries

Nov. 29—Charleston, Ill.

Murray State	7	7	0	7	21
Eastern Illinois	0	14	6	8	28

After losing its season opener, Eastern Illinois won 10 straight to enter the playoffs ranked No. 3, the highest ever national rank for the Panthers in FCS. James Marable provided the winning score with a seven-yard touchdown run midway through the fourth.

Dec. 7—Charleston, Ill.

Eastern Kentucky	0	14	10	0	24
Eastern Illinois	3	0	7	12	22

Eastern Illinois was eliminated in this quarterfinal game in the closing seconds when a Sean Payton PAT pass to DuWayne Pitts was incomplete. Eastern Illinois had trailed 24-10, but rallied with two late TDs to pull close.

1986 Championship:

Georgia Southern 48, Arkansas State 21

1987 Valley Football Playoff Summaries

Nov. 28--Cedar Falls, Iowa

Youngstown State	7	7	7	7	28
UNI	7	10	14	0	31

UNI foiled a Youngstown State comeback, intercepting a Penguin pass and holding Youngstown State on two consecutive fourth down conversions late in the game. Youngstown State missed a 40-yard field goal try in the closing seconds.

Dec. 5--Cedar Falls, Iowa

Arkansas State	7	7	14	0	28
UNI	6	15	7	21	49

The UNI Panthers defeated 12th-ranked Arkansas State to advance to the semifinals. UNI took advantage of three Arkansas State fumbles in the fourth quarter to stretch the lead to its final 21 points.

Dec. 12--Monroe, La.

UNI	0	14	7	20	0	41
NE Louisiana	7	28	0	6	3	44

The UNI Panthers, who were without all-America running back Carl Boyd, trailed 35-14 at the half. UNI scored 20 points in the fourth to tie the game, but lost the thriller to the eventual national champion, Northeast Louisiana. QB Stan Humphries set a tournament record with 94 completions in Northeast Louisiana's four games.

1987 Championship:

NE Louisiana 43, Marshall 42

1988 Valley Football Playoff Summary

Nov. 26--Macomb, Ill.

Western Kentucky	0	28	7	0	35
Western Illinois	3	0	0	29	32

Western spotted the visiting Hilltoppers a 35-3 lead and narrowly missed a heroic comeback. Six WIU interceptions, including two returned for TDs, led to the WIU first-round defeat. It was Western Illinois' first-ever playoff appearance, and the victory for Western Kentucky was its first in the playoffs.

1988 Championship:

Furman 17, Georgia Southern 12

1989 Valley Football Playoff Summaries

Nov. 24--Springfield, Mo.

Maine	3	17	8	7	35
Missouri State	0	14	14	10	38

In its first playoff game in its NCAA FCS history, MSU advanced to the second round of the playoffs with a 38-35 victory over visiting Maine. The Bears' Chris Potthast kicked a 33-yard field goal with eight seconds remaining in regulation to provide the winning margin for MSU.

Nov. 25--Moscow, Idaho

Eastern Illinois	14	7	7	10	38
Idaho	7	7	7	0	21

The Panther defense got tough when it mattered the most. To ice the game, PK Ray D'Alesio kicked a 38-yard field goal with 1:53 left after Eastern Illinois stopped Idaho on a fourth-down-and-one try.

Dec. 2--Nacogdoches, Texas

Missouri State	3	7	8	7	25
Stephen F. Austin	16	7	11	21	55

QB DeAndre Smith, who had arthroscopic knee surgery less than a week before the game, threw for 292 yards in the game and also rushed for 15 yards, but the Bears came up short to Stephen F. Austin, who advanced to the title game, where it lost to Georgia Southern, 37-34.

Dec. 2--Missoula, Mont.

Eastern Illinois	0	9	7	3	19
Montana	6	10	6	3	25

Montana eliminated EIU from the playoffs in a game that went down to the wire. Eastern Illinois recovered an onside kick with 1:16 left, but the ball failed to go the required 10 yards, Montana took over possession and ran out the clock.



UNI RB Carl Boyd rushed for 128 yards and a touchdown in a 31-28 victory over Youngstown State in a 1987 playoff game.



In 1991, Donny Simmons of Western Illinois completed 16-of-33 passes for 180 yards and ran for a touchdown in a loss at Marshall.

1989 Championship:

Georgia Southern 37, Stephen F. Austin 34

1990 Valley Football Playoff Summaries

Nov. 14--Boise, Idaho

UNI	0	3	0	0	3
Boise State	6	0	7	7	20

A potent UNI Panther passing attack, ranked 12th in the FCS nation in 1990, was stymied by Boise State. Boise State limited UNI to 13-of-45 passing and had six interceptions. BSU also held UNI to minus five yards rushing.

Nov. 24--Springfield, Mo.

Idaho	14	7	14	6	41
Missouri State	10	7	15	3	35

The Bears took a 3-0 lead early, but the Vandals took a 21-17 halftime lead. Missouri State eventually tied the game at 35 with just under 15 minutes left to play in the game, but Idaho added a pair of late field goals for the final margin.

1990 Championship:

Georgia Southern 36, Nevada 13

1991 Valley Football Playoff Summaries

Nov. 30--Cedar Falls, Iowa

Weber State	0	7	14	0	21
UNI	14	10	7	7	38

Led by three Jay Johnson to Mike Schulte's TD passes, UNI beat Weber State, 38-21. The Panthers' top receiver was Kenny Shedd, who had three catches for 103 yards, which included a 31-yard TD. Tank Corner of UNI had 137 rush yards.

Nov. 30--Huntington, W.V.

W. Illinois	0	0	6	11	0	17
Marshall	14	0	3	0	3	20

After spotting Marshall a 14-0 lead with 5:11 remaining in the first quarter, Western Illinois controlled the clock and the game, but the rally came up short. Kevin Hart led the Leathernecks with 98 yards rushing and Tim Ardis added 84 for Western Illinois. WR Demeris Johnson had six catches for 84 yards for WIU, while QB Donny Simmons had 180 yards and a TD on 16-of-33 passing.

Dec. 7--Huntington, W.V.

UNI	10	3	0	0	13
Marshall	21	14	3	3	41

Led by a record-setting performance by QB Michael Payton, Marshall eliminated UNI. In the first quarter, QB Jay Johnson connected on a 48-yard TD pass to Kenny Shedd and Brian Mitchell connected twice on field goals for UNI's other scores. Marshall scored 27 of the game's final 30 points to account for the final 41-13 margin.

1991 Championship:

Youngstown State 25, Marshall 17

1992 Valley Football Playoff Summaries

Nov. 28--Cedar Falls, Iowa

Eastern Washington	0	7	0	7	14
UNI	0	17	0	0	17

Fueled by a 17-point second-quarter output, the Panthers beat Eastern Washington, 17-14. Scott Obermeier opened the scoring in the second with a 41-yard field goal for the Panthers. UNI scored what turned out to be the winning score when Kenny Shedd caught a 19-yard Jay Johnson pass for a TD late in the first half.

Dec. 5--Cedar Falls, Iowa

McNeese State	0	0	7	0	7
UNI	7	15	7	0	29

William Freeney led the UNI defense against McNeese State, holding the Cowboys to just 186 total yards, while forcing seven turnovers. Freeney also scored a touchdown on offense, entering the game for a one-yard TD burst. MSU's lone score came on a 100-yard kickoff return by Chris Fontenette. UNI extended its winning streak at home to 25 games as QB Jay Johnson threw for three touchdowns.

Dec. 12--Cedar Falls, Iowa

Youngstown State	7	6	0	6	19
UNI	0	0	7	0	7

UNI's bid for a spot in the NCAA FCS title game fell one win short as YSU stopped the Panthers, 19-7, ending UNI's 25-game home win streak. The Penguins won by capitalizing on field position, connecting on four Jeff Wilkins' FGs and scoring on a 71-yard punt return by Dave Roberts. Jay Johnson had UNI's lone touchdown.

1992 Championship:

Marshall 31, Youngstown State 28

1993 Valley Football Playoff Summary

Nov. 27--Boston, Mass.

UNI	3	9	9	0	0	0	21
Boston	0	6	7	8	0	6	27

It took six periods, but Boston University eliminated UNI with an excruciating double-overtime 27-21 win. The Panthers had a 21-6 lead with 11:07 remaining in the third quarter, but Boston rallied to tie the score 21-21. PK Scott Obermeier missed two field goals in the overtime, a 20-yarder and a 32-yarder. Boston scored on its second possession in the overtime. The score came after UNI was penalized for facemasking, following a blocked Boston field goal attempt.

1993 Championship:

Youngstown State 17, Marshall 5

1994 Valley Football Playoff Summary

Nov. 26 -- Missoula, Mont.

UNI	7	6	0	7	20
Montana	7	10	0	6	23

Montana scored first to make it 7-0 with 8:53 left in the first, but UNI countered on its next drive less than a minute and a half later to make it 7-7. Detric Ward scored the first of his two TDs five seconds into the second quarter to make it 13-7 UNI. Montana scored the next 16 points to take a 10-point advantage in the fourth period. UNI closed to within three at 23-20 on a 62-yard scoring pass from Brett O'Donnell to Ward, and neither team scored the rest of the way.

1994 Championship:

Youngstown State 28, Boise State 14

1995 Valley Football Playoff Summaries

Nov. 25 -- Nacogdoches, Texas

Eastern Illinois	0	15	0	14	29
Stephen F. Austin	7	10	14	3	34

Eastern Illinois went down swinging in its final game as a league member. (The Panthers moved to the Ohio Valley Conference for the start of the 1996 season.) Eastern spotted the home-team Stephen F. Austin Lumberjacks a 34-15 lead, but rallied with a furious comeback in the fourth quarter. EIU got the ball back in the closing seconds for a final attempt for the win, but that drive was ended by a Pete Mauch interception near midfield. Willie High ended the contest with 182 yards and two touchdowns for the Panthers.

Nov. 25 -- Murray, Ky.

UNI	7	14	7	7	35
Murray State	0	14	7	13	34

UNI did what no other team had accomplished in 1995 -- beat Murray State. The Racers entered the game 11-0, one of four unbeaten teams in the 1995 FCS playoff field, and like the other three unbeaten, failed to advance to the championship game. In the one-point win, Alonzo had a huge day, catching three touchdown passes -- all in the first half -- as the Panthers built a 21-14 advantage at the intermission. Although UNI never trailed, it could never put Murray State away, either, as a late TD pass to Ward was answered moments later by an MSU touchdown. Again it was Clayton who made the big play, as he blocked the ensuing PAT try and preserved a UNI win.

Dec. 2 -- Huntington, W.V.

UNI	14	0	3	7	24
Marshall	21	0	7	13	41

UNI's and the league's 1995 season came to an end as the Panthers dropped a quarterfinal game to sixth-ranked Marshall in Huntington. Marshall used two big plays to spark its scoring, including an 83-yard punt return and a 22-yard interception return, both for scores. The Panthers countered with a passing game which featured two touchdown receptions by Detric Ward and one by Alonzo Clayton. QB Chris Berg ended his UNI career by throwing for 282 yards.

1995 Championship:

Montana 22, Marshall 20

1996 Valley Football Playoff Summaries

Nov. 30 -- Cedar Falls, Iowa

Eastern Illinois	7	7	0	0	14
UNI	7	7	0	7	21

UNI had the ball for just 18:40 of the 60 minutes, but the Panthers scored quickly when they did, which included a 97-yard kickoff return by Ty Talton. RB Jeff Stovall of UNI scored the game-winner with 7:02 left. QB Steve Beard completed 17-of-33 passes for 300 yards and a score, while WRs Alonzo Clayton and Dedric Ward combined for 11 catches and 194 yards and a TD.

Nov. 30 -- Murray, Ky.

Western Illinois	0	0	6	0	6
Murray State	0	7	3	24	34

Despite a lopsided 34-6 final, Western Illinois hung in against the fourth-ranked Murray State Racers, who used 24 fourth-quarter points to blow open a close game. The Leathernecks were virtually without all-league performer RB Brian Knuckles, who carried only three times for nine yards in the game. Jamaine Blalock was the top offensive weapon for Western Illinois as he had 51 yards rushing, 95 yards receiving and 76 yards in returns.

Dec. 7 -- Cedar Falls, Iowa

William & Mary	0	0	28	7	35
UNI	17	10	8	3	38

UNI built a 27-0 halftime lead, but saw that lead whittled away, and the teams were eventually tied at 35 until Matt Waller's 32-yard field goal with 2:13 remaining gave UNI the win. The field goal was the third of the game for Waller, who had missed both of his attempts the previous week vs. Eastern Illinois. QB Steve Beard threw for 360 yards and two touchdowns, while WR Dedric Ward had one of the best games in league history, grabbing 11 receptions for 245 yards and two scores.

Dec. 14 -- Huntington, W.V.

UNI	0	0	0	14	14
Marshall	7	3	14	7	31

UNI spotted the Thundering Herd 24 points and failed to get the big play when it needed it, falling to the eventual national champion, 31-14. Dedric Ward and Lincoln Sharar scored the Panther touchdowns, both in the fourth quarter. WR Alonzo Clayton had the best offensive numbers for UNI as he caught five passes for 113 yards. Meanwhile, the Marshall defense held the Panthers to just 59 yards on the ground, and Justin Roberson had 58 of those. Meanwhile, the Thundering Herd grounded out 316 yards and four touchdowns with its rushing game.

1996 Championship:

Marshall 49, Montana 29

1997 Valley Football Playoff Summaries

Nov. 29 -- Macomb, Ill.

Jackson State	7	3	7	7	24
Western Illinois	7	7	0	17	31

Western Illinois had to scramble in the fourth quarter, and the Leathernecks avoided a first-round upset by scoring the final 10 points in a 31-24 victory. Aaron Stecker set a FCS playoff record with 244 rushing yards on 37 carries. His two fourth-quarter touchdowns provided the difference for WIU, which won its first-ever playoff game.

Nov. 29 -- Youngstown, Ohio

Hampton	0	0	7	6	13
Youngstown State	0	21	7	0	28

Youngstown State used an opportunistic defense to build a 28-point lead, and the Penguins hung on for a 28-13 victory over visiting Hampton. Adrian Brown scored twice in the second quarter and Jake Andreadis scored early in the third quarter after the Penguins recovered a Hampton turnover deep in its own territory. Renauld Ray had the biggest day of any YSU receiver, catching four passes for 60 yards, which included a 21-yard TD strike in the decisive second quarter.

Dec. 6 -- Villanova, Pa.

Youngstown State	0	14	14	9	37
Villanova	14	7	7	6	34

After falling behind 21-0, the Penguins stormed back to shock the No. 1 and unbeaten Villanova Wildcats with a three-point win. The Penguins scored their second touchdown on a 10-yard blocked punt return, which seemed to swing the momentum in YSU's favor. The upset victory by YSU spoiled a stellar performance by the national player of the year, Brian Finneran, who had 16 catches for 180 yards and two touchdowns for Villanova.

Dec. 6 -- Macomb, Ill.

McNeese State	7	0	7	0	14
Western Illinois	0	6	0	6	12

Western Illinois' defense dominated McNeese State, but the Cowboys advanced to the semifinals with a two-point win. McNeese State scored both of its touchdowns via defense/special teams, with the backbreaker coming in the third quarter as Donnie Ashley returned a punt 39 yards for paydirt. The Leathernecks got the ball near midfield on their final possession, but WIU could not get in field goal range for even a long attempt at the victory.

Dec. 13 -- Spokane, Wash.

Youngstown State	0	7	10	8	25
Eastern Washington	0	0	14	0	14

Youngstown State used an opportunistic defense to build a 17-point lead as the Panthers won on the road for the second-straight week. Mike Stanec returned a fumble 73 yards for a score, and Adrian Brown had two touchdowns, including the game-clincher in the fourth quarter. Brown rushed for 187 yards, the second-highest total in Missouri Valley Football playoff history.



QB Jeff Ryan engineered Youngstown State's trip to the 1999 national championship game, one the Penguins lost to Georgia Southern.



QB Dusty Burk had a record-setting day for the Redbirds in a 1999 playoff win at Hofstra. He completed 31-of-37 passes for 350 yards and two TDs.



In 2001, RB Adam Bengé had 177 yards and four rushing touchdowns in the Panthers' 49-43 victory at Eastern Illinois en route to the FCS semifinals.



QB Demond Tidwell led YSU to a national championship in 1997. He was 4-for-5 with a TD pass on a decisive fourth-quarter drive in the 10-9 win.

Dec. 20 -- Chattanooga, Tenn.

Youngstown State	0	3	0	7	10
McNeese State	3	0	6	0	9

Youngstown State and McNeese State combined to score the fewest points in a title game, but the game did not suffer from a lack of exciting plays. YSU scored the game-winner in the fourth as Demond Tidwell connected on a nine-yard TD strike to Renauld Ray with just over eight minutes remaining. In the defensive battle, QB Demond Tidwell threw for 110 yards, while RBs Jake Andreadis and Adrian Brown combined for 69 rushing yards for the Penguins, who claimed their fourth NCAA FCS crown this decade and their first as a league member.

1997 Championship:

YOUNGSTOWN STATE 10, McNeese State 9

1998 Valley Football Playoff Summaries

Nov. 28 -- Macomb, Ill.

Montana	3	0	0	6	9
Western Illinois	7	31	14	0	52

QB Mark Zanders threw for 321 yards and three touchdowns, completing 17-of-23 passes. RB Aaron Stecker had just 70 rush yards, but he scored twice. WR Kevin Walsh had the biggest day of any WIU receiver, catching seven balls for 113 yards and a score. Montana's offense managed just 201 yards against the nation's top-ranked scoring defense.

Nov. 28 -- Natchitoches, La.

Illinois State	0	7	14	7	28
Northwestern State	21	0	21	6	48

Northwestern State scored three touchdowns in the first quarter, and the Redbirds battled to within 14 points on two occasions, but could get no closer in ISU's first-ever playoff game. Sam Zanders was the offensive star for the Redbirds as he scored three touchdowns on the ground, while rushing for a team-high 135 yards.

Dec. 4 -- Macomb, Ill.

Florida A&M	3	3	8	7	21
Western Illinois	0	0	7	17	24

The Leathernecks beat their highest-ranked opponent in Florida A&M (ranked No. 2) in this quarterfinal contest. Aaron Stecker was the rushing star, with 137 yards, but Erik Rogers was the star of the game for WIU as he scored all three touchdowns, two on runs of 20 and 30 yards, and the other on a 15-yard pass from Mark Zanders.

Dec. 12 -- Statesboro, Ga.

Western Illinois	0	8	0	6	14
Georgia Southern	14	7	14	7	42

Western Illinois fell to top-ranked Georgia Southern, 42-14, but Aaron Stecker had a huge day. Stecker completed his WIU two-year career with a 175-yard rushing day, and he added an 83-yard touchdown reception. LB James Milton, the nation's top defensive player, was ejected on the second GSU series of the game. A late first-half TD and a quick score to start the second half turned a 14-8 Georgia Southern lead into a 20-point margin (28-8), one that Western Illinois could not overcome.

1998 Championship:

Massachusetts 55, Georgia Southern 43

1999 Valley Football Playoff Summaries

Nov. 27 -- Normal, Ill.

Colgate	0	0	7	6	13
Illinois State	7	21	21	7	56

Illinois State captured its first-ever playoff victory in commanding fashion, as the Redbirds jumped to a 49-0 lead. Aveion Cason was the star for ISU, as he scored three times. QB Dusty Burk was effective, throwing for 165 yards and three touchdowns, while completing 12-of-17 passes.

Nov. 27 -- Missoula, Mont.

Youngstown State	10	3	10	7	30
Montana	0	6	14	7	27

An 18-yard TD run by QB Jeff Ryan gave YSU a three-point lead with 5:39 to go, and a missed field goal by Montana with 0:12 left gave the Penguins a first-round win. Mark Griffith booted three field goals for Youngstown State, while Elliott Giles caught six passes for 214 yards and a touchdown. RB Adrian Brown also had a big day for YSU as he pounded for 103 yards on 26 carries.

Dec. 4 -- Hempstead, N.Y.

Illinois State	3	21	13	0	37
Hofstra	7	0	13	0	20

Dusty Burk had a phenomenal game for the Redbirds as he completed 31-of-37 passes for 350 yards and two touchdowns in leading Illinois State to a quarterfinal victory. After falling behind 7-0 in the first quarter, ISU ran off 24-straight points to take a 24-7 lead. Hofstra never got closer than 10 points after that.

Dec. 4 -- Youngstown, Ohio

North Carolina A&T	0	3	0	0	3
Youngstown State	14	10	3	14	41

Youngstown State dominated this quarterfinal contest, as the Penguins controlled the clock (37:51-22:09) and had a decisive edge in total yards (459 to 197). Ten different Penguin players rushed for a total of 214 yards and three touchdowns. QB Jeff Ryan threw for 245 yards and two scores.

Dec. 11 -- Statesboro, Ga.

Illinois State	7	3	0	7	17
Georgia Southern	7	14	0	7	28

Illinois State's offense encountered a tough Georgia Southern defense, and the ISU defense met the FCS Walter Payton Award winner, RB Adrian Peterson. Peterson rushed for 183 yards and three scores for the Eagles downed the Redbirds in this semifinal game. ISU's Dusty Burk threw for 191 yards and two touchdowns, and the Redbirds could only mount 69 yards on the ground. Jake Strader's 50-yard field goal to end the first half was the longest in a Missouri Valley Football playoff game.

Dec. 11 -- Youngstown, Ohio

Florida A&M	7	10	0	7	24
Youngstown State	3	7	0	17	27

A Jeff Ryan to Damien Matthews TD pass with :44 left provided the winning margin for YSU, but a Tim Johnson interception midway through the fourth period was the play of the game. With the score 24-13, FAMU had a first-and-goal at the YSU eight-yard line. On third down, Johnson intercepted a potential game-sealing TD pass at the YSU two-yard line. Four plays later, the Penguins scored to make it a 24-19 deficit with 7:22 remaining. The winning TD came with just under a minute left. Adrian Brown had 188 rush yards, propelling the Penguins to their second title game in the past three years.

Dec. 18 -- Chattanooga, Tenn.

Georgia Southern	10	28	7	14	59
Youngstown State	7	7	3	7	24

Jeff Ryan rushed three yards for a TD to put the Penguins up, 14-10, 26 second into the second quarter, but it was all Georgia Southern after that. GSU ran off 28 unanswered points to end the first half with a 38-14 lead. The Eagles set a FCS playoff record with 638 rushing yards. Adrian Peterson had 247 of those, and three scores. RB Adrian Brown of YSU closed his career with a 160-yard game. He also had two rushing TDs for the Penguins.

1999 Championship:

Georgia Southern 59, YOUNGSTOWN STATE 24

2000 Valley Football Playoff Summaries

Nov. 25 -- Richmond, Va.

Youngstown State	0	0	3	0	3
Richmond	0	0	0	10	10

On a rain-soaked field, Richmond rallied for two scores in the final 2:47 to beat Youngstown State, 10-3. The Penguins' lone score came on a third-quarter 24-yard field goal by Jake Stewart. Richmond knotted the score at 3-3 with 2:47 left. A Jeff Ryan pass was intercepted and returned for a Richmond score with 1:22 remaining.

Nov. 25 -- Macomb, Ill.

Lehigh	14	16	0	7	37
Western Illinois	0	7	0	0	7

Lehigh kept its perfect season alive for another week as the Engineers improved to 12-0 after downing the Leathernecks. Lehigh out-gained Western, 534-194, in total yards, while WIU also suffered five turnovers. League offensive MVP Charles Tharp was limited to 32 yards on 14 carries.

2000 Championship:

Georgia Southern 27, Montana 25

2001 Valley Football Playoff Summaries

Dec. 1 -- Greenville, S.C.

Western Kentucky	14	3	3	0	20
Furman	0	7	7	10	24

Furman rallied with three scores in the final 15:52 to win. Furman was stymied by the Hilltopper defense, but the Palladins scored on drives of 35 and 42 yards in the fourth quarter, including the game-winning TD with 3:07 left, to win 24-20. QB Donte Pimpleton threw for 33 yards and rushed for another 74 to lead Western.

Dec. 1 -- Charleston, Ill.

UNI	10	15	14	10	49
Eastern Illinois	7	13	8	15	43

UNI outlasted Eastern Illinois, 49-43, in the highest scoring playoff game in league history. RB Adam Benge of UNI was the hero as he set a league playoff record with four touchdowns, while rushing for 177 yards on 29 carries. RB Richard Carter added 52 yards and a score for the Panthers. It marked only the second road playoff win for UNI in its playoff history.

Dec. 8 -- Cedar Falls, Iowa

Maine	7	14	7	0	28
UNI	14	7	14	21	56

UNI set a playoff record by scoring 56 points in a 56-28 win against Maine. The game was close through nearly three quarters until RB Adam Benge broke off a 63-yard TD run on the first play after stopping Maine on a fourth-and-12 from the UNI 37-yard line with 2:41 remaining in the third. Benge had three TDs and 114 rush yards.

Dec. 15 -- Missoula, Mont.

UNI	0	0	0	0	0
Montana	17	14	7	0	38

The No. 1 Grizzlies jumped to a 31-0 halftime lead and coasted to a 38-0 victory against UNI. QB Tom Petrie was 10-of-21 for 178 yards, but the Panther ground game was limited to 70 net yards on 34 carries. Montana's Yo Humphrey and John Edwards each rushed for more than 100 yards and had two TDs. Two Panthers were ejected in the contest, including All-America WR Jake Soliday, who had two catches for 40 yards.

2001 Championship:

Montana 13, Furman 6

2002 Valley Football Playoff Summaries

Nov. 30 -- Macomb, Ill.

Eastern Illinois	0	2	7	0	9
Western Illinois	21	6	7	14	48

Attley Lawson scored twice in the first quarter and ended up with 104 yards. QB Russ Michna, the league's offensive MVP, was 11-of-17 for 164 yards and two TDs. Western Illinois (11-1) became just the third team in school history to win 11 games.

Nov. 30 -- Bowling Green, Ky.

Murray State	0	14	0	6	20
Western Kentucky	24	14	7	14	59

Jeremi Johnson had a game-high 160 rushing yards and a TD, while Maurice Bradley scored three times for the Hilltoppers. Antonio Veals set a league record with 166 return yards, including an 86-yard TD punt return.

Dec. 7 -- Macomb, Ill.

Western Kentucky	0	7	7	17	31
Western Illinois	0	14	7	7	28

Peter Martinez converted a 25-yard field goal with 40 seconds left in the game to give WKU a 31-28 win over Western Illinois. Mike Scifres' 61-yard field goal try with no time left on the clock landed about two yards short of sending the game into overtime. It marked the first-ever playoff meeting between two conference members.

Dec. 14 -- Statesboro, Ga.

Western Kentucky	7	10	7	7	31
Georgia Southern	7	0	0	21	28

QB Jason Michael scored the winning TD with :46 remaining, and a 56-yard FG try by Georgia Southern as time expired was just short and right. RB Jon Frazier had 103 rushing yards and two TDs, while WR Casey Rooney had three catches for 90 yards, including a 31-yarder to set up Michael's game-winning TD.

Dec. 20 -- Chattanooga, Tenn.

Western Kentucky	7	10	7	10	34
McNeese State	0	6	8	0	14

RB Jon Frazier had 271 all-purpose yards, which included 159 rushing yards and two touchdowns as the Hilltoppers upended top-ranked McNeese. Jeremi Johnson had a big day catching out of the backfield, with three receptions for 90 yards. Western again won the battle of turnovers, committing its only turnover of the playoffs, while forcing McNeese State into three interceptions.

2002 Championship:

WESTERN KENTUCKY 34, McNeese State 14

2003 Valley Football Playoff Summaries

Nov. 29 -- Missoula, Mont.

W. Illinois	3	13	7	10	7	3	43
Montana	7	13	7	6	7	0	40

David Akers and Fu'Ad Khaleel blocked a Montana final field goal attempt in the second overtime to preserve a 43-40 Western Illinois victory. Justin Langan kicked five field goals, including the 23-yard game-winner in the second OT. Russ Michna completed 22 of 31 passes for 375 yards and two touchdowns. Western Illinois earned its first road playoff win in school history, while Montana lost at home for only the third time in its playoff history.



Western Kentucky became the first school in NCAA FCS history to defeat the top three seeds en route to its 2002 national crown.

LEAGUE COACHES IN THE PLAYOFFS

Coach, School	No.	Rec.
Terry Allen, UNI	7	6-7
Randy Ball, Western Illinois	4	3-4
Todd Berry, Illinois State	2	2-2
Craig Bohl, North Dakota State	4	14-1
Jesse Branch, Missouri State	2	1-2
Bruce Craddock, Western Illinois	1	0-1
David Elson, Western Kentucky	2	1-2
Matt Entz, North Dakota State	3	9-1
Mark Farley, UNI	13	17-13
Charlie Fisher, Western Illinois	1	0-1
Jack Harbaugh, Western Kentucky	2	4-1
Jon Heacock, Youngstown State	1	2-1
Mark Hendrickson, Western Illinois	1	1-1
Nick Hill, Southern Illinois	2	2-2
Denver Johnson, Illinois State	1	1-1
Jerry Kill, Southern Illinois	5	4-5
Chris Klieman, N. Dakota State	5	18-1
Dale Lennon, Southern Illinois	2	1-2
Al Molde, Eastern Illinois	1	1-1
Darrell Mudra, UNI	2	3-2
Bob Nielson, Western Illinois	1	1-1
Bob Nielson, South Dakota	2	1-2
Don Patterson, Western Illinois	3	2-3
Bo Pelini, Youngstown State	1	4-1
Bobby Petrino, Missouri State	2	0-2
Mike Sanford, Indiana State	1	1-1
Brock Spack, Illinois State	5	7-5
Bob Spoo, Eastern Illinois	2	1-2
Bubba Schweigert, North Dakota	1	1-1
John Stiegelmeier, S. Dakota State	11	14-11
Jim Tressel, Youngstown State	3	7-2

TOTALS 129-82
includes only games in which school was a league member

Nov. 29 -- Bowling Green, Ky.

Jacksonville State	0	0	0	7	7
Western Kentucky	21	7	7	10	45

Western Kentucky scored on three of their first four plays and were never threatened by the Ohio Valley Conference champion. Lerron Moore left the game in the first quarter but not before he collected a game-high 137 rushing yards on only five attempts. QB Justin Haddix was 6-of-10 for 181 yards and a career-best three touchdowns. Shannon Hayes had three catches for 112 yards for the Hilltoppers.

Nov. 29 -- Cedar Falls, Iowa

Montana State	0	7	7	0	14
UNI	3	11	14	7	35

The game was tight for the first two quarters, as the Panthers took a 14-7 halftime lead on a two-yard TD run by TE Andy Thorn. The Panthers dominated statistically, outgaining Montana State, 467-278, in total yards. Richard Carter and Terrance Freeney combined for 172 rushing yards, while WR Eddie Galles had two catches for 111 yards, which included a 75-yard TD strike.

Nov. 29 -- Newark, Del.

Southern Illinois	0	0	7	0	7
Delaware	27	7	7	7	48

Delaware took advantage of six Southern Illinois turnovers, turned a blocked punt into a touchdown, and used 27 first-quarter points to its victory. The turnovers were the key, as both teams managed 20 first downs, and the Hens held a slim 340-303 advantage in total yards. RB Muhammad Abdulqaadir rushed for 87 yards, while QB Joel Sambursky left the game in third quarter after suffering a concussion.

Dec. 6 -- Spartanburg, S.C.

Western Kentucky	7	3	0	7	17
Wofford	21	0	0	13	34

Wofford scored on its first three possessions and never led by less than double digits the rest of the way. Justin Haddix was 15-of-35 passing for 195 yards, but he was intercepted three times and fumbled another time. WR Casey Rooney had a career-high eight catches for 70 yards.

Dec. 6 -- Hamilton, N.Y.

Western Illinois	3	7	3	14	27
Colgate	7	7	0	14	28

RB Jamaal Branch of Colgate scored on a one-yard run with 1:50 remaining to give Colgate a one-point victory. Russ Michna completed 20-of-38 passes for 290 yards and one TD in a heavy blanket of snow. The Leathernecks led 27-21 with 7:04 remaining, but a punt return deep into WIU territory set up the game-winning touchdown.

Dec. 6 -- Newark, Del.

UNI	0	7	0	0	7
Delaware	17	0	10	10	37

Delaware RBs rushed for 217 yards and four TDs while the Blue Hen defense held UNI's offense to only 164 total yards. QB Tom Petrie had UNI's only score, a one-yard run.

2003 Championship:

Delaware 40, Colgate 0

2004 Valley Football Playoff Summaries

Nov. 27 -- Carbondale, Ill.

Eastern Washington	0	7	14	14	35
Southern Illinois	7	10	7	7	31

Eastern Washington used a potent passing game to slip by top-ranked Southern Illinois, 35-31. The Eagles scored on a 45-yard pass play with 1:49 remaining, and the ensuing Saluki drive stalled near midfield. QB Erik Meyer completed 31-of-44 passes for 437 yards for EWU, while Brandon Jacobs rushed for 166 yards and four touchdowns to lead the Saluki ground game.

Nov. 27 -- Bowling Green, Ky.

Western Kentucky	7	3	7	7	24
Sam Houston State	23	14	7	10	54

Sam Houston State built a 30-7 lead after the first play of the second quarter and the Bobcats were never headed. WKU QB Justin Haddix had 242 yards passing.

2004 Championship:

James Madison 31, Montana 21

2005 Valley Football Playoff Summaries

Nov. 26 -- Cedar Falls, Iowa

Eastern Washington	7	14	10	7	38
UNI	14	10	0	17	41

A Brian Wingert 31-yard kick with just 51 seconds remaining in the game gave UNI a 41-38 victory over Eastern Washington. UNI scored 17 unanswered points in the fourth quarter.

Nov. 26 -- Charleston, Ill.

Southern Illinois	7	0	7	7	21
Eastern Illinois	3	0	0	3	6

SIU won its first FCS playoff game in 22 years. SIU's offense featured three rushing touchdowns and 89 rushing yards by RB Arkee Whitlock, plus a 15-of-21 effort by QB Joel Sambursky.

Dec. 3 -- Durham, N.H.

UNI	7	14	0	3	24
New Hampshire	0	14	7	0	21

The Panthers bolted to a 21-0 lead and used a Brian Wingert 22-yard fourth-quarter field goal for the final three-point margin. UNH had a 631-351 edge in total offense, but the Panthers recovered three fumbles.

Dec. 3 -- Boone, N.C.

Southern Illinois	0	3	7	14	24
Appalachian State	10	14	7	7	38

SIU held an edge in time of possession and total plays run, but Appalachian State scored four TDs on drives of four plays or less. QB Joel Sambursky was intercepted twice, lost a fumble and was sacked four times.

Dec. 9 -- San Marcos, Texas

UNI	14	9	6	8	3	40
Texas State	0	17	13	7	0	37

UNI scored a touchdown with 1:27 remaining on a David Home two-yard run and added a two-point conversion to force a tie, then won the game in overtime, 40-37 on a Brian Wingert FG. QB Eric Sanders had a career high with 417 passing yards and threw four TDs.

Dec. 16 -- Chattanooga, Tenn.

Appalachian State	0	7	7	7	21
UNI	6	10	0	0	16

PK Brian Wingert was 3-for-3 on field-goal tries, while RB David Home scored on a two-yard rush to put the Panthers up 16-7 at the break. After a third-quarter APSU score, Appalachian State's Jason Hunter scooped up a fumble by UNI sophomore quarterback Eric Sanders and took it 15 yards for a touchdown to give the Mountaineers a 21-16 lead with 9:14 left in the game.

2005 Championship:

Appalachian State 21, UNI 16

2006 Valley Football Playoff Summaries

Nov. 25 -- Charleston, Ill.

Illinois State	3	7	0	14	24
Eastern Illinois	0	6	0	7	13

Two interception returns for TDs propelled ISU. Pierre Rembert gave ISU the lead with 2:07 left on an 18-yard TD run. EIU led, 13-10, before the Redbirds struck with Rembert's TD run, followed by a Jesse Caesar interception return for a TD with 1:00 remaining.

Nov. 25 -- Carbondale, Ill.

Tenn.-Martin	14	7	6	3	30
Southern Illinois	0	7	14	15	36

Arkee Whitlock rushed for 207 yards and four scores as the Salukis rallied from a 27-7 third-quarter deficit. Alan Turner scored the game-winning touchdown with :57 remaining - a 45-yard TD pass from QB Nick Hill.

Nov. 25 -- Youngstown, Ohio

James Madison	14	3	7	7	31
Youngstown State	10	10	0	15	35

QB Tom Zetts passed for a career-high 314 yards and a touchdown. T.J. Peterson had 11 catches for 144 yards and a touchdown. The Penguins rallied with two fourth-quarter scores, including the game-winning touchdown with 1:12 remaining (Marcus Mason one-yard run)

Dec. 2 -- Youngstown, Ohio

Illinois State	7	0	0	14	21
Youngstown State	7	7	14	0	28

In what was just the second intra-conference playoff game in league history, YSU's Marcus Mason rushed for 138 yards on 26 carries with a touchdown, and the Penguin defense picked off Illinois State QB Luke Drone four times.

Dec. 2 -- Missoula, Mont.

Southern Illinois	0	0	0	3	3
Montana	3	10	0	7	20

Montana held Southern Illinois to only 129 yards of total offense en route to a 20-3 victory. Arkee Whitlock carried the ball 21 times for 80 yards to lead the Salukis. Even so, the game was within reach until a Montana TD midway through the fourth quarter made it 20-3.

Dec. 9 -- Boone, N.C.

Youngstown State	0	14	3	7	24
Appalachian State	7	21	7	14	49

Appalachian State outgained the Penguins on the ground 353-172 yards and built a 28-7 second-quarter lead and was never headed. Marcus Mason led the YSU ground game with 121 yards, scoring once.

2006 Championship:

Appalachian State 28, Massachusetts 17

2007 Valley Football Playoff Summaries

Nov. 24 -- Carbondale, Ill.

Eastern Illinois	0	0	3	8	11
Southern Illinois	14	6	0	10	30

Nick Hill threw for 234 yards and two touchdowns and rushed for 32 yards and one TD. SIU, which completed a sweep of the Illinois directional schools (also beat Northern Illinois and Western Illinois this year), advanced to the quarterfinals for the third year in a row.

Nov. 24 -- Cedar Falls, Iowa

New Hampshire	7	7	7	14	35
UNI	7	7	10	14	38

Eric Sanders threw a 24-yard TD pass to Montari Leonard with 7 seconds left. Corey Lewis added 220 yards rushing and three TDs for UNI, which drove 71 yards in the final 1:16 without any timeouts. Sanders completed 27 of 36 passes for 314 yards, and Lewis broke the school playoff record for rushing yards.

Dec. 1 -- Carbondale, Ill.

Massachusetts	10	3	7	7	27
Southern Illinois	20	7	7	0	34

Nick Hill threw for 216 yards and three touchdowns as SIU scored 20 first-quarter points and held on for the win. Hill threw a 69-yard touchdown pass to tight end Byron Gettis on the third play of the game. John Randle (86 yards), Warner (64 yards, 1 TD) and White (62 yards, 1 TD) keyed a balanced Saluki rushing attack that finished with 246 yards.

Dec. 1 -- Cedar Falls, Iowa

Delaware	0	19	10	10	39
UNI	10	3	7	7	27

The difference in the game proved to be a pair of fumbles forced by the Blue Hens, each one swinging momentum in favor of the visitors. The first resulted in a 55-yard TD return. The second came when Eric Sanders was stripped, halting a 41-yard UNI drive with 13:46 left to play. The turnover led to a FG. Sanders was 26-of-38 for 291 yards and a TD. Corey Lewis rushed 20 times for 153 yards and a pair of TDs.



In Southern Illinois' playoff wins in 2005 and 2006 (Eastern Illinois and Tennessee-Martin), SIU's Arkee Whitlock scored seven total touchdowns.



In 2004, Brandon Jacobs led the Salukis with 166 yards and four touchdowns, but Eastern Washington edged SIU, 35-31, in a game in Carbondale.



South Dakota State's Zach Zenner holds three of the top five of the league's individual single-game rushing performances in the FCS playoffs.



North Dakota State celebrates its 2011 FCS National Title (a 17-6 win against previously unbeaten and top-ranked Sam Houston State).

Dec. 8 -- Carbondale, Ill.

Delaware	0	7	7	6	20
Southern Illinois	10	0	0	7	17

Joe Flacco threw for 243 yards and two TDs, helping Delaware edge Southern Illinois. After a field goal extended Delaware's lead to 17-10, Craig Turner returned the ensuing kickoff 88 yards for a touchdown, tying the score at 17. After Delaware connected on a field goal with just under seven minutes remaining, two SIU drives failed. John Randle had 129 yards rushing for the Salukis. Nick Hill finished with 106 yards on 12-of-25 passing. Hill also ran for 41 yards.

2007 Championship:

Appalachian State 49, Delaware 21

2008 Valley Football Playoff Summaries

Nov. 29 -- Carbondale, Ill.

New Hampshire	3	13	10	3	29
Southern Illinois	3	10	0	7	20

UNH defeated SIU with good special teams play. The Wildcats returned five kickoffs for 199 yards, blocked a punt for a score, while Tom Bishop was a perfect 5-of-5 on field goals. UNH scored 17 unanswered points, beginning with Bishop's 28-yard field goal with 2:34 left to play in the second quarter.

Nov. 29 -- Cedar Falls, Iowa

Maine	0	7	0	8	15
UNI	7	16	3	14	40

WR Jarred Herring caught a pair of TD passes, and RB Corey Lewis became the school's all-time leading rusher in the win. Herring had the most surprising and impressive performance of the evening. Entering the game, he had 115 receiving yards and one TD for the season. Against Maine, Herring had a game-high 102 yards receiving with TD catches of 42 and 55 yards. Lewis had 75 yards and a score, surpassing former record-holder Jeff Stovall for the UNI's all-time lead.

Dec. 6 -- Cedar Falls, Iowa

New Hampshire	7	20	0	7	34
UNI	12	14	10	0	36

The Panthers held the Wildcats to just 76 rushing yards and racked up 382 yards of total offense in the win. QB Pat Grace completed 18 of 26 passes for 255 yards and also ran 14 times for 84 yards and a score. UNI forced six turnovers and gave up only three turnovers. Both teams scored on interception returns, including a playoff-record 100-yard return by UNH's John Clements on the final play of the first half.

Dec. 13 -- Cedar Falls, Iowa

Richmond	0	7	0	14	21
UNI	3	0	17	0	20

Richmond scored on a 13-yard touchdown strike from Eric Ward to Joe Stewart with 14 seconds left in the game to seal a 21-20 win. QB Pat Grace passed for 224 yards and two scores on 19-of-28 passing. He connected with nine different receivers, while Maurice Turner led the Panthers with 67 receiving yards. RB Corey Lewis finished his Panther career with a school-record 4,003 rushing yards, after rushing for 77 yards on carries against the Spiders.

2008 Championship:

Richmond 24, Montana 7

2009 Valley Football Playoff Summaries

Nov. 28 -- Carbondale, Ill.

Eastern Illinois	7	0	0	0	7
Southern Illinois	7	17	17	7	48

SIU forced six turnovers and had two different 100-yard rushers as the Salukis rolled. The Salukis had one interception and recovered five fumbles - the second most in a game in school history. SIU scored 28 points off Panther mishaps and scored 48 unanswered in the game. RB Deji Karim led the way with 155 rush yards.

Nov. 28 -- Missoula, Mont.

South Dakota State	14	20	14	0	48
Montana	0	14	13	34	61

SDSU held a 48-21 lead with just under six minutes remaining in the third quarter before Montana exploded with 40 unanswered points. The 34 points scored in the fourth quarter to win a game was the most ever in a playoff game and the second-most in FCS history (trailing, ironically, a 39-point fourth-quarter Montana outburst against the Jacks in a 52-48 win on 9/4/93).

Dec. 5 -- Carbondale, Ill.

William & Mary	0	10	7	7	24
Southern Illinois	3	0	0	0	3

A stifling William & Mary defense ended Southern Illinois' season. SIU's offense got 102 yards in the first quarter, but William & Mary adjusted and held the Dawgs to just 85 total yards in the last three quarters. SIU scored first with a 46-yard field goal from Kyle Dougherty just over two minutes into the game. Jonathan Grimes scored three times for William & Mary.

2009 Championship:

Villanova 23, Montana 21

2010 Valley Football Playoff Summaries

Nov. 27 -- Conway, S.C.

Western Illinois	0	10	0	7	17
Coastal Carolina	0	0	7	3	10

QB Matt Barr's second rushing touchdown of the game, with 1:50 remaining, gave Western Illinois a 17-10 win. Coastal Carolina then drove to the Western Illinois 4, aided by two major penalties, before Kieron James picked off a pass by Zach MacDowall. MacDowall was intercepted four times in the game.

Nov. 27 -- Cedar Falls, Iowa

Lehigh	0	0	14	0	14
UNI	7	0	0	0	7

Chris Lum threw a pair of third-quarter touchdown passes for Lehigh. Lum completed 18 of 37 passes for 262 yards, and Ryan Spadola caught nine passes for 127 yards and a TD. QB Tirrell Rennie scored a rushing touchdown for the Panthers, but PK Billy Hallgren missed three field goals - from 44, 26 and 31 yards.

Nov. 27 -- Fargo, N.D.

Robert Morris	7	0	7	3	17
North Dakota State	3	3	14	23	43

Brock Jensen threw two touchdown passes and ran for another score while D.J. McNorton ran 27 times for 110 yards and a TD and caught two passes for 110 yards and a score for the Bison. Jensen was 10-for-24 for an NDSU playoff-record 229 yards and the Bison rolled up 482 yards of total offense.

Dec. 4 -- Boone, N.C.

Western Illinois	7	0	7	0	14
Appalachian State	7	21	7	7	42

QB DeAndre Presley rushed for 264 yards and two TDs to lead Appalachian State. With an inch of snow on the ground and flurries throughout the afternoon, APSU used that to its advantage against the pass-oriented Leathernecks with a pair of first-half interceptions, turning them into scores. APSU also rushed for 422 yards.

Dec. 4 -- Bozeman, Mont.

North Dakota State	0	7	7	28	42
Montana State	0	6	3	7	17

D.J. McNorton rushed for 207 yards and a career-high four touchdowns as North Dakota State overpowered No. 4 Montana State in the fourth quarter. McNorton ran for 163 yards and all of his TDs in the second half, and the Bison (9-4) scored four times after falling behind 17-14 on the first play the fourth quarter.

Dec. 11 -- Cheney, Wash.

N. Dakota State	0	10	14	7	0	31
E. Washington	14	3	7	7	7	38

Eastern Washington used a 90-yard drive to tie the game with :23 left in regulation, then scored on its first play in overtime. NDSU did not get a controversial fumble call against quarterback Brock Jensen at the EWU 1-yard line in overtime overruled by replay. D.J. McNorton scored two TDs, and the Bison scored on an interception return and a kickoff return.

2010 Championship:

Eastern Washington 20, Delaware 19

2011 Valley Football Playoff Summaries

Dec. 3 -- Fargo, N.D.

James Madison	0	7	0	7	14
North Dakota State	0	10	6	10	26

D.J. McNorton rushed for 154 yards, including a 60-yard TD run in the fourth quarter. Sam Ojuri added 61 yards and two scores for the Bison. PK Ryan Jastram kicked a 53-yard field goal to put the Bison up 10-7 at halftime and he had a 44-yarder in the third quarter.

Dec. 3 -- Cedar Falls, Iowa

Wofford	7	7	0	7	21
UNI	7	0	7	14	28

Tirrell Rennie threw a pair of touchdown passes to Jared Herring. And David Johnson's 1-yard TD run put UNI up 21-14 to start the fourth quarter. Wofford fumbled the ensuing kickoff in the end zone, and Phil Wright's recovery gave the Panthers a 14-point lead.

Dec. 9 -- Missoula, Mont.

UNI	7	3	0	0	10
Montana	7	21	7	13	48

UNI opened the scoring on its second possession of the game as the Panthers scored on a 27-yard touchdown pass from Tirrell Rennie to Jarred Herring. The Panthers trailed just 14-10 with 8:22 left in the second quarter, but Montana would score the final 34 points.

Dec. 10 -- Fargo, N.D.

Lehigh	0	0	0	0	0
North Dakota State	0	17	0	7	24

QB Brock Jensen accounted for three touchdowns, and North Dakota State's defense pitched a shutout against one of the top quarterbacks in the country for a 24-0 victory over Lehigh. Sam Ojuri rushed for 136 yards to lead the No. 2 seed Bison. All-America QB Chris Lum of Lehigh was 25-of-52 for 288 yards and two INTs.

Dec. 17 -- Fargo, N.D.

Georgia Southern	0	7	0	0	7
North Dakota State	7	7	6	15	35

QB Brock Jensen accounted for 231 total yards despite playing with the flu and WR Warren Holloway scored twice to help the Bison defeat Georgia Southern 35-7. North Dakota State had 314 yards on the ground to 186 for Georgia Southern and its highly touted triple option.

Jan. 7 -- Frisco, Texas

Sam Houston State	0	6	0	0	6
North Dakota State	3	0	7	7	17

QB Brock Jensen made the most of the big plays by special teams and defense. Jensen threw a touchdown pass right after a fake punt, then had a 1-yard keeper for another score after a long interception return and the Bison beat top-seeded Sam Houston State 17-6 in their first FCS championship game.

2011 Championship:

NORTH DAKOTA STATE 17, Sam Houston State 6

2012 Valley Football Playoff Summaries

Nov. 24 -- Brookings, S.D.

Eastern Illinois	0	3	0	7	10
South Dakota State	10	24	3	21	58

The Jackrabbits set a league playoff record with 434 rushing yards, led by three scores and an MVFC playoff record of 295 rushing yards by RB Zach Zenner. The 58 points scored were the second-most by a Missouri Valley Football team in its 27-year playoff history. SDSU's 24-unanswered points in the final 9:39 of the second quarter put the game away by halftime.

Dec. 1 -- Boone, N.C.

Illinois State	7	7	14	3	7	38
App. State	0	10	7	14	6	37

QB Matt Brown threw for 322 yards and five TDs in leading ISU to a second round win at Appalachian State. Tyrone Walker was Brown's top target as he collected 10 receptions for 176 yards and two TDs. Shelby Harris blocked a Mountaineers' PAT in the first overtime that would have knotted the score at 38-38.

Dec. 1 -- Fargo, N.D.

South Dakota State	3	0	0	0	3
North Dakota State	0	21	0	7	28

The game marked the third time in league history that two MVFC teams had met in the playoffs. The Bison defense held All-America RB Zach Zenner to just 46 rushing yards, and QB Brock Jensen threw for two TDs and ran for a third as the Bison won 28-3 at home.

Dec. 8 -- Cheney, Wash.

Illinois State	10	7	10	8	35
Eastern Washington	10	14	14	13	51

ISU fell behind 38-17 early in the second half, but to score 18 unanswered points to close to within 38-35 before Eastern Washington pulled away. The Eagles scored six times on scoring drives of five plays or less. QB Matt Brown threw for 372 yards and two scores in his final career game for Illinois State.

Dec. 8 -- Fargo, N.D.

Wofford	0	7	0	0	7
North Dakota State	7	7	0	0	14

North Dakota State took a 14-7 lead into the locker-room at halftime and made it stick. The Bison mustered just 262 yards of total offense. Wofford controlled the clock and the ball in the second half, but was unable to convert in the red zone, going 0-for-2 in the game.

Dec. 14 -- Fargo, N.D.

Georgia Southern	6	7	7	0	20
North Dakota State	6	3	7	7	23

For the second-straight week, the Bison faced a stiff challenge from a Southern Conference triple-option offense, and NDSU prevailed at home. Brock Jensen scored the winning touchdown with 3:05 remaining in the game, capping a seven-play, 53-yard drive with a 5-yard run. Carlton Littlejohn blocked a potential game-tying 50-yard field goal with :34 left.

Jan. 5 -- Frisco, Texas

North Dakota State	3	7	15	14	39
Sam Houston State	0	10	0	3	13

For the second-straight season, North Dakota State and Sam Houston State met in the FCS title game. The result was the same, as NDSU won. Despite the 39-13 result, the game was close until late in the third quarter when RB Sam Ojuri scored on a two-yard run to make it 25-10 in favor of NDSU. QB Brock Jensen scored three TDs on runs of 20, 1, and 1 yards. The Bison gave up an uncharacteristic 391 yards of offense to Sam Houston State, but NDSU also notched four interceptions - three that set up touchdowns.

2012 Championship:

NORTH DAKOTA STATE 39, Sam Houston State 6

2013 Valley Football Playoff Summaries

Nov. 30 -- Flagstaff, Ariz.

South Dakota State	0	7	9	10	26
Northern Arizona	0	7	0	0	7

Zach Zenner rushed for 249 yards and two scores, including a league playoff-record 87-yard jaunt, as the Jackrabbits won their first-ever road playoff game. SDSU held the Northern Arizona highly-touted rushing attack to 53 net rushing yards.

Dec. 7 -- Cheney, Wash.

South Dakota State	7	7	3	0	17
Eastern Washington	7	7	13	14	41

A 14-14 halftime tie became lopsided as Eastern Washington outscored the Jackrabbits 27-3 in the second half. QB Austin Sumner threw for 315 yards for SDSU, but EWU's Vernon Adams connected on 5 TD passes as the Eagles advanced to the quarterfinals.

Dec. 7 -- Fargo, N.D.

Furman	0	7	0	0	7
North Dakota State	0	10	21	7	38

QB Brock Jensen threw for two scores and ran for another, while CB Marcus Williams returned an interception 61 yards for a score to help the Bison past visiting Furman. The Bison outgained the visitors 267-102 yards on the ground.

Dec. 14 -- Fargo, N.D.

Coastal Carolina	0	7	7	0	14
North Dakota State	17	17	0	14	48

QB Brock Jensen completed 14-of-21 passes for 187 yards and two touchdowns, and he rushed for 75 yards and two more scores in leading NDSU past Coastal Carolina. Sam Ojuri led a Bison rushing attack which amassed 424 total yards as he had 162 yards on 20 carries, including two touchdowns. The Bison set a league playoff record with 623 yards of total offense.

Dec. 20 -- Fargo, N.D.

New Hampshire	7	0	0	7	14
North Dakota State	7	24	14	7	52

The Bison blew a 7-7 game wide open with a 24-0 advantage in the second quarter, which included 21 points in the span of 6:34 late in the stanza. RB John Crockett led the Bison with 195 yards on the ground, while Brock Jensen threw for 146 yards and 3 TDs.

Jan. 4 -- Frisco, Texas

Towson	7	0	0	0	7
North Dakota State	7	14	7	7	35

North Dakota State joined Appalachian State as the only programs in the FCS to win three-straight national championships. The game was knotted at 7-7 until late in the second quarter when the Bison scored twice in the final 4:43 to build a 21-7 halftime advantage. Towson outgained NDSU 373-345 in total yards, but the 28-point winning margin matched the largest in a title game in the past 10 seasons. QB Brock Jensen was named game MVP.

2013 Championship:

NORTH DAKOTA STATE 35, Towson 7

2014 Valley Football Playoff Summaries

Nov. 29 -- Richmond, Ky.

Indiana State	0	7	24	5	36
Eastern Kentucky	13	3	0	0	16

Eastern Kentucky scored the first 16 points of the game but wouldn't score again. Indiana State scored its first points with only :02 left in the first half on a four-yard TD strike from Mike Perish to Robert Tonyan. ISU outgained EKU, 456-315, in total yards. Perish threw for 407 yards with three TDs and was 41-of-57.

Nov. 29 -- Bozeman, Mont.

South Dakota State	14	10	7	16	47
Montana State	6	14	6	14	40

The two teams combined for 1,018 yards of total offense in snowy conditions in Bozeman. RB Zach Zenner rushed for 252 yards and scored five touchdowns (including four on the ground) as the Jackrabbits advanced to the quarterfinals. QB Austin Sumner was a steady 19-of-28 with 249 yards and two TD passes.

Nov. 29 -- Cedar Falls, Iowa

Stephen F. Austin	0	7	0	3	10
UNI	23	7	7	7	44

RB David Johnson took the opening handoff 73 yards for a TD and the Panthers never looked back, winning handily 44-10 in this first-round game. Johnson rushed 23 times for 152 yards and three touchdowns and also caught 2 passes for 84 yards and a score. All-America PK Michael Schmadeke added three field goals.

Dec. 6 -- Normal, Ill.

UNI	0	0	7	14	21
Illinois State	14	10	10	7	41

Illinois State jumped out to a 24-0 halftime lead in what would be the first of three playoff games in 2014 involving MVFC intraconference matchups. The Redbirds held UNI's rushing offense to just 33 total yards. QB Tre Roberson threw for 382 yards and four TDs and also rushed for 37 yards to leads ISU.

Dec. 6 -- Fargo, N.D.

South Dakota State	0	14	3	7	24
North Dakota State	7	7	3	10	27

North Dakota State scored with :54 seconds left on a Carson Wentz to RJ Urzendowski 12-yard pass to edge the visiting Jackrabbits. NDSU jumped to a 14-0 advantage in the second quarter and then only managed two Adam Keller FGs until the game-winning score. SDSU's Zach Zenner led all players with 133 rushing yards while adding two TDs. Urzendowski led the Bison with four catches, two TDs and 109 yards.

Dec. 6 -- Chattanooga, Tenn.

Indiana State	7	0	7	0	14
Chattanooga	14	7	7	7	35

The Sycamores could not stop Chattanooga's running game and managed only 27 yards on the ground in this quarterfinal game. Chattanooga outgained ISU 503-178 yards in total offense and had a 27-8 edge in first downs. QB Mike Perish completed just 12 of 27 pass attempts for 151 yards and a TD for the Sycamores.

Dec. 13 -- Cheney, Wash.

Illinois State	10	14	21	14	59
Eastern Washington	7	10	3	26	46

Illinois State had two or more scores in every quarter to build a 52-27 lead early in the fourth quarter and then withstood a furious comeback try by the Eagles. RB Marshaun Coprich had 30 carries for 258 yards and four touchdowns for the Redbirds, and teammate QB Tre Roberson added 62 rushing yards and 206 passing yards. QB Vernon Adams led the Eagles by completing 25-of-44 passes for 425 yards and three touchdowns. All-America WR Cooper Kupp had 10 catches for 185 yards and two scores in the loss for EWU.

Dec. 13 -- Fargo, N.D.

Coastal Carolina	10	10	6	6	32
North Dakota State	14	10	7	8	39

North Dakota State built an early 14-3 first-quarter and then withstood a steady Coastal Carolina attack to win by seven and advance to the national semifinals. Coastal Carolina took a 32-31 lead early in the fourth quarter, and the Bison scored on a 45-yard TD run from John Crockett with 9:28 remaining for the final margin. Crockett had 227 yards rushing and two scores, while QB Carson Wentz was 11-of-17 for 173 yards and two touchdown passes for the Bison.

Dec. 19 -- Fargo, N.D.

Sam Houston State	0	3	0	0	3
North Dakota State	7	0	14	14	35

North Dakota State held just a 7-3 margin at half but blew out the visiting Bearcats in the second half for a 34-point win. The score was more unbalanced than the offensive outputs of both teams as NDSU outgained Sam Houston State by only 60 total yards (398-338). RB John Crockett led NDSU with 166 rushing yards and three TDs, while Carson Wentz was an efficient 13-of-19 for 179 yards and a score. The Bison scored on each of its last four possessions.

Dec. 20 -- Durham, N.H.

Illinois State	3	3	0	15	21
New Hampshire	7	8	3	0	18

Illinois State trailed by two scores at the beginning of the fourth quarter but rallied to beat top-seeded New Hampshire, 21-18. The game-winning score came with 7:55 remaining when QB Tre Roberson went 47 yards on a draw play. For the game Roberson was 18-of-31 passing for 278 yards and he added 95 yards on the ground. Lechein Neblett led ISU receivers with eight catches for 147 yards.

Jan. 10 -- Frisco, Texas

North Dakota State	3	7	10	9	29
Illinois State	7	0	7	13	27

The MVFC co-champions met in Frisco in what was the first-ever FCS championship game meeting between two teams from the same league. North Dakota State took a 20-7 lead with 7:28 remaining in the third quarter but the Redbirds fought back, ultimately taking a 27-23 lead with just 1:38 remaining. QB Carson Wentz led the Bison on a six-play, 78-yard scoring drive to give NDSU a two-point lead with 37 seconds left. An Esley Thorton interception with :08 remaining ended ISU's last-ditch effort on the NDSU 30-yard line. Wentz earned game MVP honors, throwing for 237 yards and a TD, while adding 87 rushing yards and a score. QB Tre Roberson rushed for 161 yards and a TD and threw for three TDs and 157 yards for the Redbirds. With the win, NDSU became the first team in FCS history to win four-straight national titles.

2014 Championship:

NORTH DAKOTA STATE 29, ILLINOIS STATE 27

2015 Valley Football Playoff Summaries

Nov. 28 -- Missoula, Mont.

South Dakota State	0	0	10	7	17
Montana	7	17	0	0	24

The game was a tale of two halves as host Montana ruled the first half, jumping to a 24-0 lead at the break, which included a 10-0 scoring spurt in the final 3 minutes of the second quarter. QB Taryn Christian rushed for a team-high 54 yards, including a TD, while he completed 18 of 43 passes for 230 yards. WR Jake Wieneke was Christian's top target, grabbing six passes for a team-best 128 yards. In the second half, SDSU blanked the Griz, forcing UM into six punts and no points, limiting them to just 15 total yards on their first five possessions of the second stanza.

Nov. 28 -- Cedar Falls, Iowa

Eastern Illinois	7	0	10	0	17
UNI	0	23	20	10	53

Eastern Illinois held a 7-0 lead after the first quarter, but it wasn't much of a contest after that, as the home Panthers all but put the game away with 23-straight points in the second quarter. UNI forced four turnovers and out-rushed the visiting Panthers, 323-76 yards. RB Tyvis Smith had a game-high 147 yards on 24 carries for UNI while QB Aaron Bailey was efficient on offense, completing 7-of-11 passes for 162 yards and 3 TDs.

Nov. 28 -- Dayton, Ohio

Western Illinois	0	10	7	7	24
Dayton	7	0	0	0	7

Dayton scored the first TD of the game, from there though it was all Western Illinois on the scoreboard as the Leathernecks won 24-7 in their opening round FCS Playoffs game. Nikko Watson rushed for a game-high 152 yards on 34 attempts while on defense redshirt-freshman Pete Swenson recorded four sacks as Western limited Dayton to just 25 yards in the second half.

Dec. 5 -- Portland, Ore.

UNI	7	9	0	13	29
Portland State	0	3	7	7	17

UNI finished the game with two rushers with over 200 yards on the ground, totaling 401 as a team. Tyvis Smith rushed for a career-high 207 yards, adding two touchdowns while Aaron Bailey threw in 200 yards on the ground and two more rushing scores. On defense, Jared Farley notched a game-high 12 tackles, also grabbing a key interception. Brett McMakin had UNI's second interception of the game, also racking up 10 tackles, one sack and two tackles for loss.

Dec. 5 -- Normal, Ill.

Western Illinois	3	3	6	7	19
Illinois State	7	0	8	21	36

The final score was lopsided, but the host Redbirds only led by three points with just six minutes remaining. ISU's defense limited Western's rushing attack to just 18 total yards, but QB Sean McGuire threw for 341 yards and two TDs for the Leathernecks. Meanwhile, RB Marshaun Coprich had 217 yards on the ground for the Redbirds, and QB Tre Roberson rushed for 111 and threw for 132 yards.

Dec. 5 -- Fargo, N.D.


Montana	0	0	6	0	6
North Dakota State	7	14	10	6	37

North Dakota State intercepted four passes and returned two for touchdowns to help spark a 37-6 win. Jalen Allison scored from 30 yards out, CJ Smith had a 32-yard return, and Bruce Anderson scored on a 100-yard kickoff return to help the Bison (10-2) advance to the FCS quarterfinals for the sixth straight season. QB Easton Stick ran up the middle for a 49-yard touchdown on NDSU's third play and the Bison opened up a 21-0 lead by halftime with Allison's pick-six and a 15-yard touchdown run by Anderson, who led all players with 162 all-purpose yards.

Dec. 11 -- Normal, Ill.

Richmond	10	9	6	14	39
Illinois State	0	7	7	13	27

Trailing 32-14 with 10 minutes remaining, the Redbirds converted back-to-back TD drives to pull within five points at 32-27. ISU QB Tre Roberson connected with RB Marshaun Coprich for a 12-yard score. Then, after Roberson went down after taking a wicked hit and had to sit out one play, backup QB Jake Kolbe scrambled for a 17-yard score on his first, and only, offensive snap of the game. The two-point conversion attempt on a Roberson draw play fell short. Richmond iced the game on the next possession on a 28-yard rushing TD.



In 2014, Indiana State QB Mike Perish help lead the Sycamores to their first playoff bid as a league member, earning an at-large bid with a 7-5 mark.



In 2014, North Dakota State and Illinois State became the first FCS conference foes to meet one another in the NCAA title game. NDSU won, 29-27.

Dec. 12 -- Fargo, N.D.

UNI	7	3	0	3	13
North Dakota State	7	0	7	9	23

Bruce Anderson returned the second half kickoff for the go-ahead touchdown and North Dakota State's defense stiffened for a 23-13 victory. NDSU's King Frazier rushed for a game-high 107 yards including a four-yard touchdown midway through the fourth quarter that made it 21-10. North Dakota State limited UNI to 71 yards in the second half and a season-low 221 yards of total offense. NDSU QB Easton Stick was efficient completing 13 of 17 passes for 116 yards with zero interceptions. QB Aaron Bailey was 10 of 16 passing for 101 yards and one touchdown for UNI. Bailey and RB Tyvis Smith, the first dual 1,000-yard rushers in UNI history, combined for 91 yards on 34 carries.

Dec. 18 -- Fargo, N.D.

Richmond	0	0	7	0	7
North Dakota State	13	13	0	7	33

King Frazier rushed for 121 yards and two touchdowns as North Dakota State advanced to its fifth straight NCAA Division I football championship game. NDSU's defense held its opponent to a season-low yardage total for the third straight game. Nick DeLuca made six tackles, Tre Dempsey and CJ Smith each intercepted passes, and the Bison had five pass breakups and five quarterback hurries in holding Richmond to 209 yards.

Jan. 9 -- Frisco, Texas

Jacksonville State	0	0	10	0	10
North Dakota State	3	21	3	10	37

North Dakota State scored on its first four possessions and rolled to a 37-10 victory over No. 1 seed Jacksonville State in the Championship Game before a record crowd of 21,836 at Toyota Stadium. No. 3-seeded North Dakota State finished its season 13-2 overall and became the first team in college football history to win five straight national championships. Senior Carson Wentz returned as the starting QB for NDSU after missing more than two months with a wrist injury, and he finished 16-of-29 passing for 197 yards, as well as adding 79 rushing yards on nine carries. He accounted for three touchdowns -- two rushing and one passing.

2015 Championship:

NORTH DAKOTA STATE 37, Jacksonville State 10

2016 Valley Football Playoff Summaries**Nov. 26 -- Youngstown, Ohio**

Samford	7	0	0	17	24
Youngstown State	7	3	14	14	38

Youngstown State never trailed in the game and had a commanding 31-7 lead early in the fourth quarter following a 6-yard TD run by Jody Webb with 12:13 remaining. The Penguins outgained Samford, 289-24 yards on the ground which resulted in a 38:58-21:02 edge in time of possession. Webb scored twice, gaining 174 yards on 27 carries, while QB Hunter Wells was an efficient 8-of-12 for 142 yards. Webb added 32 receiving yards and 70 return yards to account for 276 total all-purpose yards, the fourth-best single-game figure in MVFC playoff history. (Webb later surpassed that with a 310-yard game against Wofford on Dec. 10).

Nov. 26 -- Conway, Ark.

Illinois State	10	7	0	7	24
Central Arkansas	0	7	0	24	31

Illinois State held a 17-7 lead early in the fourth quarter, but a blocked punt return for a TD sparked a 24-point fourth quarter for Central Arkansas in a 31-24 win. UCA scored what turned out to be the winning TD with 1:28 remaining (a 4-yard TD run by Antwon Wells). In addition to the blocked punt return TD, Illinois State lost two of three fumbles in a game the Redbirds dominated for three quarters. ISU was led by Demarco Corbin's 71 rushing yards, while QB Jake Kolbe threw for 208 yards and two TDs, completing 14-of-29 passes. Spencer Schnell was Kolbe's top target, recording five catches for 45 yards.

Dec. 3 -- Brookings, S.D.

Villanova	0	7	0	0	7
South Dakota State	7	0	0	3	10

Villanova out-gained the host Jackrabbits, 321-197, in total yardage, but SDSU got a game-winning field goal with 1:21 remaining from Chase Vinatieri. SDSU's rushing game was held to just 7 total yards, with QB Taryn Christian providing most of the offense with his arm, throwing for 190 yards and a TD. TE Dallas Goedert had eight catches for 92 yards and a touchdown, while All-America WR Jake Wieneke was limited to just three catches and 37 yards.

Dec. 3 -- Jacksonville, Ala.

Youngstown State	17	3	14	6	40
Jacksonville State	7	10	7	0	24

Youngstown State stunned No. 3 seeded Jacksonville State with a 16-point road win. The Penguins never trailed and scored the game's final 13 points in the game's final 19 minutes for the final 40-24 score. The teams combined for 977 yards of total offense, which included a 315-yard passing attack by YSU. QB Hunter Wells completed just 10 passes, including three to Damoun Patterson, who had 158 receiving yards to top all players. Darien Townsend also had a big receiving day, with three catches for 93 yards. Jody Webb led the rushing attack for YSU with 140 yards on the ground, including two touchdowns.

Dec. 3 -- Fargo, N.D.

San Diego	0	0	7	0	7
North Dakota State	7	14	7	17	45

No. 1 seed North Dakota State used a steady and balanced attack to dispatch of PFL champ San Diego. The Toreros had a 35:36-24:24 edge in time of possession, but NDSU held the edge in total yards, 507-295. QB Easton Stick rushed for 99 yards on just four carries and also threw for 208 yards and three scores. Four different Bison scored a TD, including Chase Morlock, who had two receiving snares, including a 49-yard catch with 4:48 remaining in the third quarter, pushing a 21-7 edge to a commanding 28-7 margin.

Dec. 10 -- Youngstown, Ohio

Wofford	9	0	7	7	0-0	23
Youngstown St.	0	13	7	3	0-7	30

Youngstown State advanced to the semifinals with a double overtime win against visiting Wofford. YSU held a 413-297 edge in total offense and held Wofford to zero yards passing on just three attempts. Jody Webb again led the ground game for the Penguins, rushing for 213 yards on 34 carries. QB Hunter Wells completed 15-of-22 passes for 173 yards and three touchdowns, completing TD strikes to Darien Townsend, Damoun Patterson and Isiah Scott. PK Zak Kennedy was just 1-for-4 on field goal attempts and also missed a PAT, but his 32-yarder with 5:04 remaining in the fourth quarter tied the game at 23-23. RB Tevin McCaster had the game-winning TD in the second overtime stanza and the YSU defense held on Wofford's final attempt to score.

Dec. 10 -- Fargo, N.D.

South Dakota State	10	0	0	0	10
North Dakota State	7	7	8	14	36

North Dakota State surrendered the first 10 points of the game but scored the final 36 to advance to the semifinals with a 26-point win against visiting South Dakota State. The game marked the ninth playoff meeting between two MVFC schools. The Jackrabbit offense was limited to just 37 rush yards, but TE Dallas Goedert (55 yards) and WR Jake Wieneke (75 yards) led SDSU through the air. Meanwhile, NDSU countered with a strong rushing attack, led by King Frazier (101 yards), Lance Dunn (91 yards) and Easton Stick (83 yards). NDSU held a decisive edge in total yards, 490-192.

Dec. 16 -- Fargo, N.D.

James Madison	7	10	0	10	27
North Dakota State	0	7	10	0	17

No. 1 seed North Dakota State's run of five straight NCAA Division I football national championships ended with a 27-17 loss to fourth-seeded James Madison. RB Khalid Abdullah rushed for 180 yards, the most by an NDSU opponent since the 2010 quarterfinal loss at Eastern Washington, and Bryan Schor went 11 of 18 passing for 242 yards and three touchdowns for JMU. NDSU, which had averaged 300 yards rushing in its first two playoff games, turned in a season-low 132 yards led by Lance Dunn's 56 and King Frazier's 44. Quarterback Easton Stick was 19 of 38 passing for 216 yards. The loss snapped NDSU's 22-game postseason winning streak. It was NDSU's first home playoff loss since the 1991 Division II first round.

Dec. 17 -- Cheney, Wash.

Youngstown State	7	10	3	20	40
Eastern Washington	10	14	7	7	38

Visiting Youngstown State outscored No. 2 seed Eastern Washington, 20-7, in the fourth quarter, including the game-winning acrobatic TD catch by Kevin Rader with :01 remaining. Two Penguins rushed for more than 100 yards in the game, including Tevin McCaster (154) and Jody Webb (101), while QB Hunter Wells completed 16-of-24 passes for 244 yards and two touchdowns. WR Cooper Kupp had 10 catches for 180 yards and two scores, while QB Gage Gubrud had 353 yards through the air and three TD strikes for the Eagles. Rader's catch, which was hailed as the "catch of the year" by sports writers and television hosts, was made against an EWU defender's back.

Jan. 7 -- Frisco, Texas

Youngstown State	0	7	0	7	14
James Madison	14	7	7	0	28

Youngstown State's improbable postseason run for its fifth national championship came up short after a 28-14 loss to James Madison. Junior QB Hunter Wells passed for 271 yards on 28-of-47 passing, both career highs, with two touchdown passes. Well also hit 10 different receivers. Wells threw touchdown passes to Shane Kuhn from 17 yards out in the second quarter and Jermiah Braswell for seven yards late in the game. TB Jody Webb led the Penguins with 10 receptions for 63 yards - both career highs - and Alvin Bailey had seven catches for 60 yards. Webb also rushed for 41 yards on 17 carries and had 91 yards in kickoff returns for 195 all-purpose yards. With his effort, he set the school record for career all-purpose yards at 5,247.

2016 Championship:

James Madison 28, **YOUNGSTOWN STATE 14**

2017 Valley Football Playoff Summaries

Nov. 25 -- Thibodaux, La.

South Dakota	7	10	14	7	38
Nicholls	0	7	14	10	31

LB Phillip Powell forced a fumble at the goal line in the final seconds and the Coyotes recovered in the end zone for the decisive blow in a 38-31 win against Nicholls. QB Chris Streveler passed for 378 yards and four touchdowns, including a 10-yard strike to a wide open Brandt Van Roekel in the end zone with 5:57 left that proved to be the winning score. Van Roekel also wrestled away a 47-yard touchdown catch in the second half and finished with four catches and a game high 82 yards.

Nov. 25 -- Ogden, Utah

Western Illinois	3	3	6	7	19
Weber State	0	14	0	7	21

Western Illinois scored with just under five minutes remaining in the game to make it a one-possession contest, but the Weber State Wildcats came up with four first downs and ran out the clock to secure the victory. Jaelon Acklin finished with game-highs of 10 receptions for 116 yards. QB Sean McGuire completed 22-of-40 passes for 202 yards. Max Norris rushed for 46 yards and Acklin added 27 rushing yards.

Nov. 25 -- Cedar Falls, Iowa

Monmouth	0	0	0	7	7
UNI	14	19	13	0	46

Junior QB Eli Dunne shredded the Hawk defense after completing 18-of-26 passes for 260 yards and four touchdowns. Senior Daurice Fountain was Dunne's favorite target, as he caught 10 passes for 139 yards and two scores. Senior J'Veyon Browning led UNI on the ground as the running back earned a career-high 136 yards rushing. UNI racked up a season-high 246 rushing yards, while throwing for 274 yards through the air. The Panther offense scored on their first nine possessions as UNI rolled up MU early and often.

Dec. 2 -- Fargo, N.D.

San Diego	0	0	0	3	3
North Dakota State	14	3	2	0	38

Quarterback Easton Stick passed for three touchdowns and ran for another score to lead No. 2 seed North Dakota State to a 38-3 victory over San Diego. NDSU outgained San Diego by a 472 to 174 margin in total offense including 301 yards rushing. Bruce Anderson carried 14 times for 112 yards, Ty Brooks carried 11 times for 88 yards and a TD, and Seth Wilson rushed 13 times for 47 yards. NDSU scored touchdowns on its first three drives out of the locker room. Brooks had a 23-yard run, Anderson hauled in a career-long 48-yard reception for another TD, and RJ Urzendowski made a one-handed snare in the end zone to put the Bison ahead 38-0 late in the third quarter.

Dec. 2 -- Huntsville, Texas

South Dakota	7	7	14	14	42
Sam Houston State	14	27	0	13	54

Sam Houston State took a 41-14 lead into halftime, survived a furious South Dakota rally, and advanced to the quarterfinals of the FCS playoffs with an explosive 54-42 win. South Dakota's Chris Streveler and Sam Houston State's Jeremiah Briscoe combined for 1,025 yards passing and 10 touchdowns. Streveler passed for a USD and FCS playoff record 520 yards and a counted for six scores. The two offenses, ranked one and two nationally, combined for 1,345 yards. South Dakota senior Brandt Van Roekel had 11 receptions for a program-record 234 yards.

Dec. 2 -- Brookings, S.D.

UNI	0	7	0	15	22
South Dakota State	10	16	0	11	37

The Jackrabbits scored on all five of their offensive possessions in the first half and went on to defeat Northern Iowa, 37-22. SDSU had a slight 380-369 advantage in total offense. Christion completed 19-of-28 passes for 237 yards and added 38 yards on seven carries. Brady Mengarelli led the rushing attack with 45 yards on 18 carries, with Isaac Wallace adding 40 yards on 10 attempts. Junior Eli Dunne led the Panthers through the air, throwing for 287 yards and a touchdown.



QB Carson Wentz celebrates after leading the Bison to a fifth-straight FCS title in 2015, a commanding 37-10 result against Jacksonville State.



In 2016, Youngstown State celebrates its 40-38 upset over No. 2 Eastern Washington, which resulted in YSU's first title game appearance since 1999.

Playoff Teams With Four Losses?

A total of 89 teams have made the playoffs (63 at-large selections) with four losses since 1986 (first year of 16-team field). Eleven teams with 4+ losses made the field during the three seasons the playoff field was at 20 teams (2010-12). Fifty-five teams with four losses, including 45 at-large picks, have made the field in the 24-team format (2013-present).

Year	Team	Rec. (Conf.)	Pick
1987	Marshall	7-4 Southern	at-large
1987	North Texas	7-4 Southland	at-large
1987	Richmond	7-4 CAA	auto.
1988	Delaware	7-4 CAA	auto.
1990	The Citadel	7-4 Southern	at-large
1990	La.-Monroe	7-4 Southland	auto.
1992	App. State	7-4 Southern	at-large
1995	UNI	7-4 MVFC	auto.
1995	Idaho	6-4 Big Sky	at-large
1997	Colgate	7-4 Patriot	auto.
2002	Murray State	7-4 Ohio Valley	auto.
2002	Montana St.	7-5 Big Sky	auto.
2003	Montana St.	7-5 Big Sky	auto.
2005	E. Washington	7-4 Big Sky	auto.
2006	Montana St.	7-4 Big Sky	at-large
2006	E. Illinois	8-4 Ohio Valley	at-large
2006	Lafayette	6-5 Patriot	auto.
2006	McNeese St.	7-4 Southland	auto.
2007	N. Hampshire	7-4 CAA	at-large
2008	Maine	8-4 CAA	at-large
2008	Texas State	8-4 Southland	auto.
2009	Weber State	7-4 Big Sky	at-large

20-TEAM PLAYOFF FORMAT

2010	C. Carolina	6-5 Big South	auto.
2010	W. Illinois	7-4 MVFC	at-large
2010	N. Dakota St.	7-4 MVFC	at-large
2010	UNI	7-4 MVFC	auto.
2010	Ga. Southern	7-4 Southern	at-large
2010	Villanova	7-4 CAA	at-large
2010	N. Hampshire	7-4 CAA	at-large
2011	E. Kentucky	7-4 Ohio Valley	at-large
2011	James Madison	7-4 CAA	at-large
2012	Eastern Illinois	7-4 Ohio Valley	auto.
2012	C. Carolina	7-4 Big South	auto.

24-TEAM PLAYOFF FORMAT

2013	Lafayette	5-6 Patriot	auto.
2013	Furman	7-5 Southern	auto.
2013	Southern Utah	8-4 Big Sky	at-large
2013	N. Hampshire	7-4 CAA	at-large
2013	S. Dakota St.	8-4 MVFC	at-large
2013	Samford	8-4 Southern	at-large
2013	Sam Houston	8-4 Southland	at-large
2014	Indiana State	7-5 MVFC	at-large
2014	Liberty	8-4 Patriot	auto.
2014	Montana	8-4 Big Sky	at-large
2014	Montana State	8-4 Big Sky	at-large
2014	Morgan State	7-5 MEAC	auto.
2014	UNI	8-4 MVFC	at-large
2014	Richmond	8-4 CAA	at-large
2014	Sam Houston	8-4 Southland	auto.
2014	S. Dakota St.	8-4 MVFC	at-large
2014	S.F. Austin	8-4 Southland	at-large
2015	Colgate	7-4 Patriot	auto.
2015	Montana	7-4 Big Sky	at-large
2015	N. Hampshire	7-4 CAA	at-large
2015	Eastern Illinois	7-4 Ohio Valley	at-large
2015	UNI	7-4 MVFC	at-large
2015	Western Illinois	6-5 MVFC	at-large
2016	Cal Poly	7-4 Big Sky	at-large
2016	Saint Francis	7-4 Northeast	auto.
2016	Weber State	7-4 Big Sky	at-large
2016	New Hampshire	7-4 CAA	at-large
2016	Samford	7-4 Southern	at-large
2016	Illinois State	6-5 MVFC	at-large
2017	Lehigh	5-6 Patriot	auto.
2017	UNI	7-4 MVFC	at-large
2017	N. Hampshire	7-4 CAA	at-large
2017	South Dakota	7-4 MVFC	at-large
2017	Furman	7-4 Southern	at-large
2017	N. Arizona	7-4 Big Sky	at-large

continued on page 21

Dec. 9 -- Fargo, N.D.

Wofford	3	7	0	0	10
North Dakota State	14	21	7	0	42

QB Easton Stick accounted for four touchdowns and No. 2 seed North Dakota State rolled to a 42-10 victory over seventh-seeded Wofford. North Dakota State became the first team in FCS history to advance for the seventh straight season to the semifinal round. Wofford's triple-option attack managed only 134 yards rushing, 120 less than the Terriers (10-3) averaged coming in. Stick threw three touchdown passes for the second straight game while completing 11 of 16 passes for 184 yards and no interceptions. He added 49 yards on eight carries including a seven-yard TD run.

Dec. 9 -- Brookings, S.D.

New Hampshire	0	0	7	7	14
South Dakota State	21	7	14	14	56

WR Jake Wieneke caught two touchdown passes and ran for another for a South Dakota State team that cruised into to the semifinals for the first time in program history with a 56-14 victory. SDSU held a 455-348 advantage in total offense. Isaac Wallace led the ground game with 79 yards on seven carries. QB Taryn Christion completed 13-of-25 passes for 190 yards and added another 48 yards on the ground on 13 carries on a day in which he became the Jackrabbits' all-time leader in total offense.

Dec. 15 -- Fargo, N.D.

Sam Houston State	3	0	10	0	13
North Dakota State	21	20	14	0	55

RB Bruce Anderson scored five touchdowns and No. 2 seed North Dakota State broke postseason school records for points, total offense and rushing in a 55-13 rout of sixth-seeded Sam Houston State. NDSU put up 471 yards rushing, the most for the Bison in an FCS playoff game, and the 642 yards of total offense is an all-time NDSU postseason record topping the mark of 627 against Indiana (Pa.) in the 1990 Division II championship. Anderson rushed 17 times for 183 yards and three scores, and his only two pass receptions of 23 and 31 yards both went for touchdowns. Seth Wilson, playing in just his seventh game since having his redshirt pulled, rushed 24 times for 194 yards.

Dec. 16 -- Harrisonburg, Va.

South Dakota State	0	10	0	6	16
James Madison	7	14	30	0	51

A ball-hawking James Madison defense forced 10 South Dakota State turnovers – five in each half – and the Dukes slammed the door shut on a Jackrabbit comeback with two long touchdown runs early in the third quarter en route to a 51-16 victory. For the Jackrabbits, Isaac Wallace and Brady Mengarelli each gained 66 yards on respective totals of 13 and nine carries. Jake Wieneke ended his final collegiate game with game highs of seven catches and 105 yards, with Dallas Goedert adding five receptions for 43 yards. Taryn Christion totaled 234 yards on 18-of-43 passing and was picked off six times.

Jan. 6 -- Frisco, Texas

North Dakota State	7	10	0	0	17
James Madison	3	3	7	0	13

North Dakota State won its sixth FCS national championship in seven years with a 17-13 victory over top-seeded defending champion James Madison before a sellout crowd of 19,090 at Toyota Stadium. It was North Dakota State's 14th football national championship since 1965 and tied the FCS record of six national titles held by Georgia Southern. QB Easton Stick, named the game's Most Outstanding Player, completed 13 of 22 passes for 130 yards and one touchdown in his first championship game start. RB Bruce Anderson rushed for 63 yards and a touchdown, and Lance Dunn rushed 13 times for 50 yards in his return to the Bison lineup after missing seven games with a hip injury.

2017 Championship:

NORTH DAKOTA STATE 17, JAMES MADISON 13

2018 Valley Football Playoff Summaries

Nov. 24 -- Cedar Falls, Iowa

Lamar	13	0	0	0	13
UNI	3	10	0	3	16

UNI overcame a 10-point deficit with big plays on defense and a strong running game to hold off Lamar. UL scored on just the second play from scrimmage as QB Darrel Colbert found Kirkland Banks in the flat and he found the edge and ran 73 yards for the TD. After a UNI FG, Lamar scored its final points with 7:29 left in the first quarter. The Panthers took the lead with a 35-yard field goal by Austin Errthum with 13:09 to play. RB Marcus Weymiller ran for 128 yards on 29 carries, and Trevor Allen notched 112 yards on 18 rushes. UNI racked up five sacks, had an interception and recovered three fumbles.

Dec. 1 -- Fargo, N.D.

Montana State	3	0	7	0	10
North Dakota State	21	17	7	7	52

NDSU rushed for 407 yards and scored on its first six possessions to beat 23rd-ranked Montana State 52-10. Lance Dunn carried 11 times for 127 yards and an NDSU postseason record-tying four touchdowns. Bruce Anderson went 13 times for 118 yards and one TD, and Ty Brooks had six carries for 103 yards and a score for the Bison. NDSU averaged 9.2 yards per carry and had three 100-yard rushers for the first time since 1996.

Dec. 1 -- Brookings, S.D.

Duquesne	0	0	6	0	6
South Dakota State	7	17	20	7	51

The Jackrabbits racked up 326 yards on the ground, averaging 8.1 yards per carry. Mikey Daniel had 100 yards and two scores on just 10 carries, while Pierre Strong ended the afternoon with 92 yards on 12 carries. Cade Johnson was QB Taryn Christion's favorite target, as he had eight catches for 99 yards and a score. Meanwhile, the SDSU defense never let the Duquesne running game get on track, holding the Dukes' All-America running back candidate A.J. Hines to only 21 yards on 10 carries. Duquesne managed only 84 total yards on the ground in 35 attempts.

Dec. 1 -- Davis, Calif.

UNI	6	0	7	3	16
UC Davis	10	6	7	0	23

UNI rallied from a 23-6 deficit to cut the lead to 23-16 in the fourth quarter, but failed to get into the end zone on the final drive and fell to six-seed UC Davis. The Panthers had opportunities to score, including a pair of turnovers in UC Davis territory and two missed field goals, but in the end, the Aggies outlasted the clock and got stops. UNI's Duncan Ferch and Austin Evans both tallied interceptions on the day with returns into Davis territory, but the Panther's failed to score on both opportunities. The high-powered Aggie offense was held well below its season scoring average and their third-lowest total of the season.

Dec. 8 -- Fargo, N.D.

Colgate	0	0	0	0	0
North Dakota State	7	7	14	7	35

QB Easton Stick passed for 205 yards and three touchdowns and North Dakota State shut out a playoff opponent for the first time in seven years beating Colgate 35-0. Stick completed passes to nine different receivers and finished 14 of 19 with touchdown passes to Ben Ellefson, Darrius Shepherd and Phoenix Sproles, who scored his first career TD. Bruce Anderson rushed 12 times for 124 yards including a 42-yard touchdown run in the third quarter. NDSU put up 443 yards of total offense against a Colgate team that came in ranked first in the nation in defense allowing just 7.0 points and 219.0 yards per game.

Dec. 8 -- Kennesaw, Ga.

South Dakota State	3	14	3	7	27
Kennesaw State	3	0	0	14	17

SDSU never trailed in the contest, building a 17-3 cushion with two second-quarter touchdowns after the teams traded field goals in the opening stanza. After Kennesaw State rallied with 14-straight fourth quarter points, the Jackrabbits put the game away with an eight-play, 65-yard drive that chewed up more than four minutes and was capped by a 15-yard TD run by QB Taryn Christian. An interception by Logan Backhaus on the ensuing KSU possession sealed the victory.

Dec. 14 -- Fargo, N.D.

South Dakota State	7	0	14	0	21
North Dakota State	7	7	21	9	44

QB Easton Stick rushed for 147 yards and three touchdowns and No. 1-ranked North Dakota State scored 30 second-half points to beat fifth-ranked South Dakota State 44-21 in the semifinals. The Bison rolled for 382 yards of total offense in the second half and scored on all five second-half possessions before running out the clock on their final drive. Stick finished 12 of 15 passing for 169 yards. SDSU's Taryn Christian finished 10 of 26 passing for 180 yards and running back Pierre Strong Jr. rushed 20 times for 135 yards including a 30-yard TD in the first quarter. Strong hit the 1,000-yard mark for the season on only his 100th carry of the season earlier in the opening stanza. A crowd of 18,286 was on hand for the final NDSU home game under head coach Chris Klieman, who was named head coach at Kansas State earlier in the week. It was the sixth largest playoff crowd in Fargodome history.

Jan. 5 -- Frisco, Texas

Eastern Washington	0	10	7	7	24
North Dakota State	10	7	14	7	38

QB Easton Stick ran for three touchdowns and threw for two more, guiding NDSU team to a 38-24 win over Eastern Washington and NDSU's seventh national championship in the past eight years. Stick rushed 18 times for 121 yards and three scores, with his final carry being a 46-yard touchdown run to ice the victory with 1:16 remaining. He was 13-for-19 passing for 198 yards and two scores – both to championship game Most Outstanding Player Darrius Shepherd, who had five catches for 125 yards. NDSU racked up 40:05 in time of possession, converting 11-of-17 on third downs. Stick passed NDSU's Brock Jensen for the all-time FCS wins record by a quarterback, capping his career with a 49-3 record as a starter.

2018 Championship:

NORTH DAKOTA STATE 38, E. WASHINGTON 24

2019 Valley Football Playoff Summaries

Nov. 30 -- Cape Girardeau, Mo.

Illinois State	7	14	0	3	24
SE Missouri State	3	0	0	3	6

All-American James Robinson proved why he is one of the best in the country, as he ran for a school-record 297 yards and a touchdown as the No. 13 ranked Red-birds ran away with a 24-6 win over No. 12 Southeast Missouri State. Robinson did it all by himself on the first drive of the game, as he carried the ball 6 times for 73 yards and scored the game's first touchdown on an 11-yard run with 11:24 left in the first quarter.

Nov. 30 -- Cedar Falls, Iowa

San Diego	0	3	0	0	3
UNI	7	0	0	10	17

The UNI defense came up big, forcing four turnovers including an interception returned for a touchdown to help UNI defeat San Diego 17-3 and advance to the second round of the FCS Championship. UNI scored first on a Brawntae Wells 34-yard interception return for a touchdown on San Diego's first drive of the game. With 2:57 remaining in the game, Christian Jegen intercepted a tipped pass from Sinnott and returned the ball to the USD seven-yard line. On the ensuing play, Trevor Allen went five yards into the end zone for the touchdown to put UNI up 17-3.

Dec. 7 -- Conway, Ark.

Illinois State	0	21	0	3	24
Central Arkansas	0	7	0	7	14

Behind another dominant effort on the ground by senior All-American running back James Robinson, Illinois State ran away with a 24-14 victory over No. 8 national seed Central Arkansas. Robinson followed up his 297-yard effort in the first round against Southeast Missouri with a 210-yard effort in the win against the Bears. Combined Robinson carried the ball 78 times for 507 yards with three touchdowns in the first two games of the 2019 FCS playoffs. He became the first player in Missouri Valley Football Conference history with a pair of 200-plus yard performances in the playoffs.

Playoff Teams w/4 Losses (Cont.)

Year	Team	Rec. (Conf.)	Pick
2018	Montana State	7-4 Big Sky	at-large
2018	Delaware	7-4 CAA	at-large
2018	Elon	7-4 CAA	at-large
2018	Stony Brook	7-4 CAA	at-large
2018	Towson	7-4 CAA	at-large
2018	UNI	6-5 MVFC	at-large
2018	Incarmate Word	6-4 Southland	at-large
2018	Lamar	7-4 Southland	at-large
2019	Albany	8-4 CAA	at-large
2019	North Dakota	7-4 Independent	at-large
2019	Illinois State	8-4 MVFC	at-large
2019	UNI	8-4 MVFC	at-large
2019	SD State	8-4 MVFC	at-large
2019	Holy Cross	7-5 Patriot	auto
2019	Furman	8-4 Southern	at-large
2019	Nicholls State	8-4 Southland	auto
2019	SE Louisiana	7-4 Southland	at-large
2020*	Missouri State	5-4 MVFC	at-large
2021	UNI	6-5 MVFC	at-large
2021	Southern Illinois	7-4 MVFC	at-large
2021	South Dakota	7-4 MVFC	at-large

*The 2020 season playoffs were played in Spring 2021, and the field was only 16 teams due to COVID.

Dec. 7 -- Fargo, N.D.

Nicholls	3	7	3	0	13
North Dakota State	7	7	10	13	37

NDSU set a new FCS record with its 34th consecutive victory, pulling away from 19th-ranked Nicholls in the second half for a 37-13 win in the second round of the NCAA Division I Football Championship. Trey Lance was 10 of 16 passing for 169 and two touchdowns while rushing 11 times for a game-high 88 yards and one touchdown for the Bison, who improved to 13-0 with their 26th straight home win. Nicholls managed just 265 yards of total offense - a season-low in 12 games against FCS opponents.

Dec. 7 -- Brookings, S.D.

UNI	0	3	7	3	13
South Dakota State	10	0	0	0	10

UNI's Trevor Allen rushed for 90 yards and scored a TD and the Panther defense tallied three takeaways and held South Dakota State to just 89 yards in the second half to earn a 13-10 win over the Jackrabbits. The game looked to be well in hand for the Jackrabbits early in the first quarter when they drove the field to score on their first drive and added a field goal on their second to take a 10-0 lead with 5:52 left in the first quarter. From that point on, UNI held SDSU off of the scoreboard and to just 157 total offensive yards.

Dec. 13 -- Harrisonburg, Va.

UNI	0	0	0	0	0
James Madison	7	3	0	7	17

The UNI offense did what it has done all year long, stand tall in their own territory, create turnovers and cause havoc in the defensive backfield, but the Panther offense couldn't find a rhythm and the Panthers fell to James Madison 17-0. The Panther defense held the Dukes to 27.1 points below their season average and to their lowest point total since only scoring 13 points against West Virginia in the season opener. The Panthers were shut out for the first time in the playoffs since falling 38-0 to Montana in the semifinals in 2001.

Dec. 14 -- Fargo, N.D.

Illinois State	0	0	3	0	3
North Dakota State	0	9	0	0	9

North Dakota State's defense got a fourth-down stop with 56 seconds left to lift the No. 1-ranked Bison to a 9-3 victory over 13th-ranked Illinois State. NDSU got three second-quarter FGs from freshman Griffin Crosa, who returned from a one-game suspension in the second round to connect from 38, 33 and 22 yards for the Bison. Sam Fenlason's 27-yard FG for Illinois State with 2:02 left in the third quarter was the final score. Illinois State running back James Robinson, who rushed 78 times for 507 yards in the Redbirds' first two playoff games, carried 24 times for 94 yards against the Bison.

Dec. 21 -- Fargo, N.D.

Montana State	0	7	7	0	14
North Dakota State	7	22	7	6	42

NDSU advanced to the FCS Championship Game for the eighth time in nine seasons with a 42-14 victory over fifth-ranked Montana State. QB Trey Lance went 15 of 21 passing for 223 yards and three touchdowns, and sophomore wide receiver Christian Watson accounted for 174 all-purpose yards - 145 of them on two game-changing scores early in the second quarter.

Jan. 11 -- Frisco, Texas

James Madison	7	3	3	7	20
North Dakota State	7	14	0	7	28

North Dakota State finished the first 16-0 season in modern college football history with a 28-20 victory over No. 2-ranked James Madison. NDSU senior James Hendricks scored a pivotal touchdown on a 20-yard fake field goal run, and later sealed the victory with an interception on the goal line in the closing seconds. One day after winning the Walter Payton Award as the top offensive player in the FCS, NDSU redshirt freshman quarterback Trey Lance was named the championship game's Most Outstanding Player after rushing for 166 yards on 30 carries. He also completed 6-of-10 passes for 72 yards.

2019 Championship:

NORTH DAKOTA STATE 28, James Madison 20

2020 Valley Football Playoff Summaries

Contested in Spring 2021

April 24 -- Ogden, Utah

Southern Illinois	7	10	7	10	34
Weber State	14	7	0	10	31

Behind the late-game heroics of QB Stone Labanowitz and WR Branson Combs, Southern Illinois came-from-behind in dramatic fashion to stun No. 3 Weber State, 34-31. The No. 14-ranked Salukis (6-3) trailed 31-27 with 5:25 left to play before Labanowitz led the Salukis on an 11 play, 75-yard drive that was capped off with an eight-yard, off-balance throw to the corner of the end-zone on fourth down, finding Combs for the go-ahead score with 51 seconds to play in regulation. Weber State (5-1) managed to drive the ball down to the SIU 42-yard line with five seconds remaining before junior defensive lineman Raquan Lindsey sacked Wildcat quarterback Bronson Barron on the game's final play to seal the program's first postseason victory since 2009.

April 24 -- Grand Forks, N.D.

Missouri State	3	0	0	7	10
North Dakota	14	10	13	7	44

North Dakota controlled nearly every facet in the game en route to a 44-10 victory over Missouri State. The Fighting Hawks scored on its first four possessions of the game while surrendering just 185 total yards to capture their first victory in the FCS playoffs in three tries and move to 11-1 inside the Alerus Center during postseason play. It was another balanced attack on offense, with UND accumulating 223 yards through the air and 141 on the ground. Tommy Schuster did most of his work in the first half, finishing the day 13-of-18 for 223 yards and two scores. The UND defense forced a pair of turnovers and a program DI record eight sacks.

April 24 -- Brookings, S.D.

Holy Cross	0	3	0	0	3
South Dakota State	7	10	7	7	31

Mark Gronowski threw a season-high three touchdown passes to the Janke brothers (Jaxon and Jadon) and the Jackrabbit defense held Holy Cross out of the end zone as top-seeded South Dakota State opened the FCS playoffs with a 31-3 victory. Gronowski connected with Jaxon Janke on an 11-yard touchdown pass with 2 minutes, 31 seconds remaining in the first half to open the scoring. RB Isaiah Davis posted a career-high 156 yards on 10 carries, while the Jackrabbits ran for 281 yards and finished with a 439-198 advantage in total offense. Gronowski ended the afternoon 12-of-21 passing for 153 yards. Jadon Janke tallied three receptions for 69 yards and the two TDs, while twin brother Jaxon had a team-high five passes for 37 yards and a score.

April 24 -- Fargo, N.D.

Eastern Washington	14	6	0	0	20
North Dakota State	7	14	14	7	42

North Dakota State rushed for 422 yards and scored 35 unanswered points to beat Eastern Washington 42-20. Freshman Dominic Gonnella rushed 20 times for 163 yards and his first two career TDs while redshirt freshman Jalen Bussey had 13 carries and 143 yards. The Bison ran the football on 57 of their 68 offensive plays including 26 straight at one point midway through the fourth quarter when TE Noah Gindorff caught his second touchdown pass of the game to make it 42-20 with 8:23 left to play. NDSU held the ball for more than 35 minutes and converted 8 of 10 third-down opportunities.

May 2 -- Brookings, S.D.

Southern Illinois	7	13	0	6	26
South Dakota State	7	3	7	14	31

Top-seeded South Dakota State turned the tide with a goal-line stand and ensuing 67-yard touchdown run early in the fourth quarter by QB Mark Gronowski to turn back Southern Illinois, 31-26. SDSU overcame a 20-7 first-half deficit after the Salukis scored on four of their five first-half possessions. Total offense was nearly even as SIU gained 443 yards, compared to 414 by the Jackrabbits. Gronowski accounted for 325 yards of total offense, completing 9-of-16 passes for 183 yards and rushing 13 times for a game-high 142 yards. For SIU, Labanowitz ended the night 24-of-36 passing for 247 yards and shared team-high honors with Justin Strong with 38 rushing yards.

May 2 -- Huntsville, Texas

North Dakota State	0	2	15	3	20
Sam Houston	10	0	7	7	24

Eric Schmid's 6-yard touchdown run with 3:39 remaining in the game lifted No. 2 seed Sam Houston to a 24-20 victory over NDSU. After falling behind 10-0, NDSU scored on a safety in the second quarter and a kickoff return and punt return in the third to come back and tie the game 17-17. Jake Reinholz's 33-yard field goal with 8:17 left in the game gave NDSU a 20-17 lead. Schmid's score capped a nine-play, 72-yard drive highlighted by a 47-yard passing play to Ife Adeyi on third-and-10 to move the ball to the NDSU 5. NDSU advanced as far as the Sam Houston 17 on the final drive but couldn't convert a fourth-and-6 passing attempt with 29 seconds left in the game.

May 2 -- Harrisonburg, Va.

North Dakota	0	14	0	7	21
James Madison	10	10	7	7	34

Top-ranked James Madison jumped out to a 10-0 lead in the first quarter and never relinquished it, defeating No. 7 North Dakota, 34-21, in the quarterfinals. JMU used a balanced attack in the win, amassing a season-high 468 yards of offense allowed by UND. Percy Agyei-Obese spearheaded a three-rush attack for the Dukes with 27 carries for 128 yards and two scores. Otis Weah continued to find the end zone for the Hawks, scoring his 10th-career rushing touchdown to go alongside his 96 yards on 13 carries. QB Tommy Schuster finished 16-of-26 for 213 yards, but was held without a touchdown pass and threw a pair of interceptions for the first time in his career.

May 8 -- Brookings, S.D.

Delaware	3	0	0	0	3
South Dakota State	7	20	3	3	33

After a pair of losses in its first two national semifinal appearances in 2017 and 2018, SDSU reached its first ever national title game following an emphatic 33-3 victory over Delaware. The top-seeded Jackrabbits matched a program playoff record with seven sacks. The Jackrabbits held a 354-216 advantage in total offense, despite with SDSU rushing for 168 yards and throwing for 186. Pierre Strong Jr. led the ground game with 73 yards on 14 carries, with Isaiah Davis adding 70 yard on nine attempts. QB Mark Gronowski completed 10-of-16 passes for 162 yards. The Blue Hens were limited to 68 net yards rushing. The SDSU defense held CAA Offensive Player of the Year Dejouan Lee to a mere nine yards on 11 carries.

May 16 -- Frisco, Texas

Sam Houston	0	14	3	6	23
South Dakota State	7	0	0	14	21

South Dakota State's first-ever appearance in a national championship football game came up one play and 16 seconds short as Sam Houston put together a game-winning drive in the closing minutes to defeat the Jackrabbits, 23-21, at a rain-soaked Toyota Stadium. SDSU overcame an injury to starting QB Mark Gronowski on the first offensive series and the weather to battle back from a 17-7 deficit to regain the lead in the fourth quarter. The Jackrabbits rode the legs of freshman running back Isaiah Davis, who scored on a 28-yard run two minutes into the final stanza, then gave SDSU its first lead since 7-0 with an 85-yard burst with 5 minutes and 41 seconds remaining. Sam Houston followed with the game-winning drive, a methodical 16-play, 65-yard march. The Bearkats converted twice on short-yardage fourth-down plays – the second of which was a 5-yard pass to Jequez Ezzard on fourth-and-3 that set up Sam Houston with first and goal at the Jackrabbit 10. After two incompletions, quarterback Eric Schmid found Ife Adeyi in the middle of the end zone for a 10-yard touchdown with 16 ticks left on the clock.

2020 Championship:

Sam Houston 23, **SOUTH DAKOTA STATE 21**

2021 Valley Football Playoff Summaries

Nov. 27 -- Vermillion, S.D.

Southern Illinois	3	10	3	6	22
South Dakota	0	0	3	7	10

Southern Illinois forced four turnovers and played turnover-free football itself to beat South Dakota, 22-10. SIU's safeties led the defense, as Qua Brown had two interceptions, Clayton Bush added another pick, and Dorian Davis forced a late fumble that sealed the win for the Salukis. QB Nic Baker completed 21-of-30 passes to guide a Southern Illinois offensive attack that out-gained the Coyotes, 407-347. His favorite target on the evening was Avante Cox, who had a season-high 10 catches for 148 yards and a touchdown. Nate Thomas led the ground game for USD with 62 yards on 12 carries. QB Carson Camp was 19-of-31 for 202 yards, but did throw three interceptions.

Nov. 27 -- Cheney, Wash.

UNI	0	7	0	2	9
Eastern Washington	6	3	7	3	19

Despite a solid defensive effort, UNI fell in Cheney to 4th-ranked Eastern Washington. The Panthers held the Eagles 151 yards under its season per-game average, while EWU came into the contest averaging 46 points per game. An injury to QB Theo Day helped stunt the UNI offense, while Sam Schnee had the most production for the Panthers, hauling in eight passes for 118 yards and the lone UNI touchdown. Day was 12-of-22 for 189 yards before leaving the game in the third quarter. Matt Morrissey was 10-of-28 for 126 yards after replacing Day as the signal caller.

Nov. 27 -- Springfield, Mo.

UT Martin	3	16	7	6	32
Missouri State	7	10	14	0	31

The Bears turned the ball over six times on three interceptions, a fumble and two special teams mishaps that led directly to 23 Skyhawks points and ultimately proved to be the difference in a one-point loss in Springfield. MSU had a chance to win in the closing seconds, but with 1:03 to go, on the heels of 25- and 9-yard completions from Jason Shelley to Xavier Lane, a tipped pass was intercepted by UT Martin at his own 46, crushing MSU's comeback hopes. Shelley completed 22-of-42 passes for 3 touchdowns and 279 yards. He also rushed for a Bears playoff record 93 yards on 13 carries, including a career-long 54-yarder in the first quarter. Lane caught 7 passes for 110 yards for Missouri State, also a Bears playoff record.

Nov. 27 -- Brookings, S.D.

UC Davis	3	14	0	7	24
South Dakota State	7	21	14	14	56

South Dakota State rushed for a season-high 433 yards and tied a school record with six interceptions as the Jackrabbits advanced with a convincing 56-24 opening-round victory over UC Davis. The Jackrabbits' 433 rushing yards were one off the program's playoff record set in 2012 against Eastern Illinois. Isaiah Davis carried 15 times for a career-high 217 yards, while Pierre Strong Jr. added a season-high 172 yards on 19 carries. Overall, SDSU finished with a 532-402 advantage in total offense and averaged 8.9 yards per play.



Freshman Isaiah Davis had a breakout game in the 2020 championship with 178 yards and three rushing touchdowns on just 14 carries.



After sharing the league title in 2020-21, Missouri State made its first playoff appearance in 30 seasons (MSU last won a league crown in 1990.)



South Dakota State won three games in the 2021 tournament, including two on the road. RB Isaiah Davis rushed for 499 yards and 6 TDs in those wins.



North Dakota State coach Matt Entz celebrates the NDSU win over Montana State in the 2021 FCS Championship Game in Frisco, Texas.

Dec. 4 -- Sacramento, Calif.

South Dakota State	10	14	0	0	24
Sacramento State	0	3	7	9	19

South Dakota State dominated the first half and then held off a furious second-half comeback bid by fourth-seeded Sacramento State to advance with a 24-19 victory. SDSU scored on four of its five first-half possessions to build a 24-0 lead. Meanwhile, the Jackrabbit defense held Sacramento State to a total of six yards on the Hornets' first two drives of the game and also came up with a pair of interceptions. SDSU managed only 80 total yards in the second half and was forced to punt on each of its first four possessions of the half. Isaiah Davis ended the night with a game-high 108 yards on 19 carries. QB Chris Oladokun completed 12-of-23 passes for 158 yards, with Jaxon Janke catching five passes for 48 yards and Tucker Kraft hauling in three receptions for 49 yards.

Dec. 4 -- Fargo, N.D.

Southern Illinois	0	7	0	0	7
North Dakota State	10	14	7	7	38

NDSU's TaMerik Williams rushed for 112 yards and two touchdowns to lead No. 2 seed North Dakota State to a 38-7 home win over Southern Illinois. Williams averaged 6.6 yards on 17 carries for NDSU, which rushed for 389 yards and converted 9 of 13 third down attempts while controlling the time of possession for almost 38 minutes. Quarterback Quincy Patterson was NDSU's second-leading rusher with 84 yards on seven carries including a 32-yard touchdown run. SIU managed just 281 yards of total offense, its lowest total yardage against an FCS opponent this year. Nic Baker went 23 of 32 passing for 220 yards and Javon Williams Jr. led the Salukis on the ground with eight carries for 42 yards.

Dec. 11 -- Villanova, Pa.

South Dakota State	7	7	14	7	35
Villanova	7	14	0	0	21

South Dakota State turned in a strong second half to down Villanova, 35-21. Trailing 21-14 at halftime, SDSU gained the momentum for good with a dominant third quarter on both sides of the ball. After forcing a three-and-out on the defensive end on Villanova's first possession of the second half, the Jackrabbits drew even with a nine-play, 71-yard drive that ended with a 2-yard touchdown run by Isaiah Davis. Davis ended the game with 174 yards on 25 carries and tied a career high with three touchdowns. The Jackrabbits finished with a 418-378 advantage in total offense, outgaining Villanova 266-107 on the ground. Chris Oladokun completed 11-of-19 passes for 152 yards.

Dec. 11 -- Fargo, N.D.

East Tennessee State	0	0	3	0	3
North Dakota State	0	13	7	7	27

North Dakota State limited the nation's leading rusher to 35 yards and the No. 2-seeded Bison defeated seventh-seeded East Tennessee State 27-3. ETSU managed only 66 net rushing yards with its dual 1,000-yard backs Quay Holmes and Jacob Saylor going for 35 and 34 yards, respectively. Quarterback Tyler Riddell went 16 of 32 passing for 92 yards as NDSU held a 401-165 advantage in total offense. TaMerik Williams rushed 15 times for 91 yards and two touchdowns to lead seven Bison ball carriers who combined for 278 yards on the ground and 5.7 yards per carry. Quarterback Cam Miller was 10 of 17 passing for 123 yards with completions to seven different receivers led by tight end Josh Babicz's three receptions for 49 yards.

Dec. 17 -- Fargo, N.D.

James Madison	0	0	14	0	14
North Dakota State	7	6	0	7	20

Hunter Luepke had 199 all-purpose yards and North Dakota State's defense got two late stops as No. 2-seeded Bison beat No. 3 seed James Madison 20-14. CB Destin Talbert made a leaping one-handed interception in the end zone with 3:05 left in the game, and defensive linemen Javier Derritt and Logan McCormick combined for a sack and pass breakup on the final two plays of the game to send NDSU (13-1) to its ninth national championship game in 11 years. Luepke finished with a game-high 19 carries for 110 yards and made three receptions for 89 yards. NDSU quarterback Cam Miller went 10 of 19 passing for 165 yards and two touchdowns. DE Tony Pierce had two of NDSU's four sacks as the Bison set a school single-season record with 49 sacks.

Dec. 18 -- Bozeman, Mont.

South Dakota State	7	10	0	0	17
Montana State	7	10	7	7	31

The two teams played about as evenly matched a first half as possible as the game was knotted at 17-all with only a six-yard difference in total offense, but the second half belonged to the Bobcats, who gained the lead for good on a 3-yard touchdown run by Tommy Mellott on the last play of the third quarter. The final three Jackrabbit drives ended with two turnovers on downs and a fumble in Montana State territory. SDSU finished the afternoon with a 439-409 advantage in total offense. Pierre Strong carried 14 times for 94 yards, but rushing mate Isaiah Davis was limited to 13 net yards on nine carries. Chris Oladokun completed 23-of-35 passes for 315 yards, spreading the ball to eight different receivers.

Jan. 8 -- Frisco, Texas

Montana State	0	0	3	7	10
North Dakota State	7	21	10	0	38

North Dakota State claimed the program's ninth national championship in the last 11 seasons as the Bison rolled over No. 8 seed Montana State 38-10. NDSU, now 9-0 in national championship game appearances, finished the season 14-1 overall. An MVFC member was appearing in an FCS-record 11th-straight title game, and the league also owns 11 all-time titles, also an FCS-best. Hunter Luepke, voted the game's Most Outstanding Player, matched his career high in touchdowns with three rushing scores in the opening half to lead the way for the Bison. Luepke would finish with 82 yards on 14 carries. Cam Miller finished the game 9-for-13 for 126 yards, and he also had nine carries for 41 yards. Fellow Bison quarterback Quincy Patterson had 11 rushes under center for 98 yards. NDSU outgained Montana State 506-335 in total yards, including 380 rushing yards with 268 of those coming in the first half. It was the most total yards and rushing yards allowed by the Bobcats all season.

2021 Championship:

NORTH DAKOTA STATE 38, Montana State 10

Individual Player Records

RUSHING

Attempts:

- 41, James Robinson, ILS (11/30/19 vs. SEMO)
- 37, James Robinson, ILS (12/7/19 vs. C. Arkansas)
- 37, Aaron Stecker, WIU (11/29/97 vs. Jackson State)
- 35, Kyle Minett, SDSU (11/28/09 vs. Montana)
- 35, Jeff Stovall, UNI (12/27/93 vs. Boston)
- 34, Nikko Watson, WIU (11/28/15 vs. Dayton)
- 34, Jody Webb, YSU (12/10/16 vs. Wofford)
- 33, Zach Zenner, SDSU (11/24/12 vs. E. Illinois)
- 32, three times

Yards:

- 297, James Robinson, ILS (11/30/19 vs. SEMO)
- 295, Zach Zenner, SDSU (11/24/12 vs. E. Illinois)
- 258, Marshaun Coprich, ILS (12/13/14 vs. E. Wash.)
- 252, Zach Zenner, SDSU (11/29/14 vs. Montana St.)
- 249, Zach Zenner, SDSU (11/30/13 vs. N. Arizona)
- 244, Aaron Stecker, WIU (11/29/97 vs. Jackson St.)
- 227, John Crockett, NDSU (12/13/14 vs. C. Carolina)
- 220, Corey Lewis, UNI (11/24/07 vs. N. Hampshire)
- 217, Marshaun Coprich, ILS (12/5/15 vs. W. Illinois)
- 217, Isaiah Davis, SDSU (11/27/21 vs. UC Davis)
- 213, Jody Webb, YSU (12/10/16 vs. Wofford)
- 210, James Robinson, ILS (12/7/19 vs. C. Arkansas)
- 207, Arkee Whitlock, SIU (11/25/06 vs. UT-Martin)
- 207, D.J. McNorton, NDSU (12/4/10 vs. Montana St.)
- 207, Tyvis Smith, UNI (12/5/15 vs. Portland State)
- 200, Aaron Bailey, UNI (12/5/15 vs. Portland State)

Touchdowns Rushing:

- 4, Adam Bengé, UNI (12/1/01 vs. Eastern Illinois)
- 4, Brandon Jacobs, SIU (11/27/04 vs. E. Wash.)
- 4, Arkee Whitlock, SIU (11/25/06 vs. UT-Martin)
- 4, D.J. McNorton, NDSU (12/4/10 vs. Montana State)
- 4, Marshaun Coprich, ILS (12/13/14 vs. E. Wash.)
- 4, Zach Zenner, SDSU (11/29/14 vs. Montana State)
- 4, Lance Dunn, NDSU (12/1/18 vs. Montana State)
- 3, 16 times

PASSING

Attempts:

- 62, Mike Smith, UNI (12/12/87 vs. NE Louisiana)
- 60, Paul Singer, WIU (11/26/88 vs. Western Ky.)
- 57, Mike Perish, INS (11/29/14 vs. Eastern Kentucky)
- 54, Sean Payton, EIU (11/29/86 vs. Murray State)
- 54, Chris Streveler, USD (12/2/17 vs. SHSU)
- 50, Steve Beard, UNI (12/14/96 vs. Marshall)
- 48, Jay Johnson, UNI (12/12/92 vs. Youngstown St.)
- 48, Sean Payton, EIU (12/6/86 vs. Eastern Kentucky)
- 48, Matt Brown, ILS (12/8/12 vs. Eastern Washington)

Completions:

- 41, Mike Perish, INS (11/29/14 vs. Eastern Kentucky)
- 37, Mike Smith, UNI (12/12/87 vs. NE Louisiana)
- 33, Chris Streveler, USD (12/2/17 vs. SHSU)
- 32, Paul Singer, WIU (11/26/88 vs. Western Ky.)
- 31, Dusty Burk, ILS (12/4/99 vs. Hofstra)
- 31, Eric Sanders, UNI (11/26/05 vs. E. Washington)
- 30, Sean Payton, EIU (11/29/86 vs. Murray State)
- 28, Jay Johnson, UNI (12/12/92 vs. Youngstown St.)
- 28, Hunter Wells, YSU (1/7/17 vs. James Madison)

Yards:

- 520, Chris Streveler, USD (12/2/17 vs. SHSU)
- 418, Mike Smith, UNI (12/12/87 vs. NE Louisiana)
- 417, Eric Sanders, UNI (12/9/05 vs. Texas State)
- 407, Paul Singer, WIU (11/26/88 vs. Western Ky.)

- 407, Mike Perish, INS (11/27/14 vs. Eastern Ky.)
- 398, Sean Payton, EIU (11/29/86 vs. Murray State)
- 382, Tre Roberson, ILS (12/6/14 vs. UNI)
- 378, Chris Streveler, USD (11/25/17 vs. Nicholls)
- 375, Russ Michna, WIU (11/29/03 vs. Montana)
- 372, Matt Brown, ILS (12/8/12 vs. E. Washington)
- 370, Tre Roberson, ILS (12/11/15 vs. Richmond)
- 360, Steve Beard, UNI (12/7/96 vs. William & Mary)
- 350, Dusty Burk, ILS (12/4/99 vs. Hofstra)

Touchdown Passes:

- 6, Mike Smith, UNI (12/12/87 vs. NE Louisiana)
- 5, Steve Berg, UNI (11/25/95 vs. Murray State)
- 5, Matt Brown, ILS (12/1/12 vs. Appalachian State)
- 5, Chris Streveler, USD (12/2/17 vs. SHSU)
- 4, 5 times, last by:
Easton Stick, NDSU (12/15/17 vs. SHSU)

Interceptions:

- 6, Jay Johnson, UNI (11/24/90 vs. Boise State)
- 6, Paul Singer, WIU (11/26/88 vs. Western Ky.)
- 6, Taryn Christion, SDSU (12/16/17 vs. JMU)

RECEIVING

Catches:

- 14, Derek Swanson, WIU (11/26/88 vs. Western Ky.)
- 12, Wes Anderson, UNI (12/12/87 vs. NE Louisiana)
- 11, Calvin Pierce, EIU (11/29/86 vs. Murray State)
- 11, Detric Ward, UNI (12/7/96 vs. William & Mary)
- 11, T.J. Peterson, YSU (11/25/06 vs. James Madison)
- 11, Trevor Tiefenthaler, SDSU (12/7/13 vs. E. Wash.)
- 11, Brandt Van Roekel, USD (12/2/17 vs. SHSU)
- 10, 5 times

Yards:

- 245, Detric Ward, UNI (12/7/96 vs. William & Mary)
- 234, Brandt Van Roekel, USD (12/2/17 vs. SHSU)
- 214, Elliott Giles, YSU (11/27/99 vs. Montana)
- 177, Calvin Pierce, EIU (12/6/86 vs. Eastern Ky.)
- 176, Tyrone Walker, ILS (12/1/12 vs. Appalachian St.)
- 160, Patrick Hunter, UNI (12/9/05 vs. Texas State)
- 158, Damoun Patterson, YSU (12/3/16 vs. Jax State)
- 152, Anthony Warrum, ILS (12/11/15 vs. Richmond)
- 149, Calvin Pierce, EIU (11/29/86 vs. Murray State)
- 148, Tyrone Walker, ILS (12/8/12 vs. E. Washington)
- 148, Avante Cox, SIU (11/27/21 at South Dakota)

Touchdown Receptions:

- 3, Sherrod Howard, UNI (12/12/87 vs. NE Louisiana)
- 3, Alonzo Clayton, UNI (11/25/95 vs. Murray State)
- 3, Colin Cochart, SDSU (11/28/09 vs. Montana)
- 2, 32 times

POINTS SCORED

- 30, Zach Zenner, SDSU (11/29/14 vs. Montana State)
- 30, Bruce Anderson, NDSU (12/15/17 vs. SHSU)
- 24, Adam Bengé, UNI (12/1/01 vs. Eastern Illinois)
- 24, Brandon Jacobs, SIU (11/27/04 vs. E. Wash.)
- 24, Arkee Whitlock, SIU (11/25/06 vs. UT-Martin)
- 24, D.J. McNorton, NDSU (12/4/10 vs. Montana St.)
- 24, Marshaun Coprich, ILS (12/13/14 vs. E. Wash.)
- 24, David Johnson, UNI (11/29/14 vs. S.F. Austin)
- 24, Lance Dunn, NDSU (12/1/18 vs. Montana State)

ALL-PURPOSE YARDS

- 331, Jody Webb, YSU (12/10/16 vs. Wofford)
- 324, Zach Zenner, SDSU (11/29/14 vs. Montana St.)
- 305, Isaiah Davis, SDSU (5/16/21 vs. Sam Houston)
- 304, James Robinson, ILS (11/30/19 vs. SEMO)

- 302, Zach Zenner, SDSU (11/24/12 vs. E. Illinois)
- 294, Arkee Whitlock, SIU (11/25/06 vs. UT-Martin)
- 276, Jody Webb, YSU (11/26/16 vs. Samford)
- 271, Jon Frazier, WKU (12/20/02 vs. McNeese State)
- 271, Marshaun Coprich, ILS (12/13/14 vs. E. Wash.)
- 262, Detric Ward, UNI (12/7/96 vs. William & Mary)
- 258, Aaron Stecker, WIU (12/12/98 vs. Ga. Southern)
- 256, Brandon Jacobs, SIU (11/27/04 vs. E. Wash.)

TOTAL OFFENSE

- 571, Chris Streveler, USD (12/2/17 vs. SHSU)
- 423, Paul Singer, WIU (11/26/88 vs. Western Ky.)
- 419, Tre Roberson, ILS (12/6/14 vs. UNI)
- 412, Mike Perish, INS (11/29/14 vs. E. Kentucky)
- 412, Chris Streveler, USD (11/25/17 vs. Nicholls)
- 410, Mike Smith, UNI (12/12/87 vs. NE Louisiana)
- 406, Tre Roberson, ILS (12/11/15 vs. Richmond)
- 404, Dusty Burk, ILS (12/4/99 vs. Hofstra)
- 393, Russ Michna, WIU (11/29/03 vs. Montana)
- 392, Sean Payton, EIU (11/29/86 vs. Murray State)
- 392, Eric Sanders, UNI (12/9/05 vs. Texas State)
- 384, Matt Brown, ILS (12/8/12 vs. E. Washington)

KICK RETURN YARDS

- 213, Andre Coleman, YSU (12/18/99 vs. Ga. Southern)
- 175, Craig Turner, SIU (12/3/05 vs. Appalachian State)
- 146, Dennis Mitchell, WKU (11/27/04 vs. Sam Houston)
- 134, Bryce Flowers, WIU (12/4/10 vs. Appalachian St.)
- 133, Mike Sigers, NDSU (12/11/10 vs. E. Washington)
- 131, Tony Gilbert, MSU (11/25/89 vs. Maine)
- 127, Carlos Anderson, UNI (12/9/11 vs. Montana)
- 125, Bruce Anderson, NDSU (12/5/15 vs. Montana)
- 123, Bruce Anderson, NDSU (12/12/15 vs. UNI)
- 118, Jody Webb, YSU (12/10/16 vs. Wofford)

PUNT RETURN YARDS

- 145, Eric Perkins, NDSU (12/18/15 vs. Richmond)
- 112, Antonio Veals, WKU (11/30/02 vs. Murray State)
- 99, Ryan Szokola, ILS (11/27/99 vs. Colgate)
- 90, JeRyan Butler, SDSU (11/30/13 vs. N. Arizona)
- 80, JeRyan Butler, SDSU (12/6/14 vs. N. Dakota St.)
- 76, Braylon Henderson, NDSU (5/2/21 vs. Sam Houston)
- 63, Joseph Jefferson, WKU (12/1/01 vs. Furman)
- 62, Antonio Veals, WKU (12/7/02 vs. Western Illinois)
- 55, Jaxon Janke, SDSU (5/8/21 vs. Delaware)

PUNTING AVERAGE (min. 3 punts)

- 55.0, Ben LeCompte, NDSU (12/14/12 vs. Ga. So.)
- 52.9, Scott Ravanese, SIU (12/1/07 vs. UMass)
- 51.8, Jeff Baker, WIU (12/5/98 vs. Florida A&M)
- 50.5, Ben LeCompte, NDSU (1/4/14 vs. Towson)
- 50.5, Jack Colquhoun, SIU (4/24/21 at Weber State)
- 49.6, Grant Burkett, MSU (4/24/21 at North Dakota)
- 48.8, Mark Schuler, YSU (11/16/16 vs. Samford)
- 48.0, Tim Mosley, UNI (11/30/91 vs. Weber State)
- 48.0, Ben LeCompte, NDSU (12/6/14 vs. SDSU)
- 48.0, Ben LeCompte, NDSU (1/9/15 vs. Jax State)
- 48.0, Brady Schutt, USD (11/27/21 vs. S. Illinois)

FIELD GOALS

- 5, Justin Langan, WIU (11/29/03 vs. Montana)
- 4, Kevin Mote, UNI (12/14/85 vs. Georgia Southern)
- 4, Michael Schmadede, UNI (12/5/15 vs. Portland St.)
- 4, Zak Kennedy, YSU (12/3/16 vs. Jacksonville State)
- 3, 14 times

LONG PLAYS

Rush:
 87, Zach Zenner, SDSU (11/30/13 vs. N. Arizona)
 85, Isaiah Davis, SDSU (5/16/21 vs. Sam Houston)
 78, Seth Wilson, NDSU (12/14/18 vs. S. Dakota State)
 75, Lerron Moore, WKU (11/29/03 vs. Jacksonville St.)
 74, Marshaun Coprich, ILS (12/13/14 vs. E. Wash.)
 73, Sam Ojuri, NDSU (12/14/13 vs. Coastal Carolina)
 73, David Johnson, UNI (11/29/14 vs. S.F. Austin)
 72, Marshaun Coprich, ILS (12/5/15 vs. Western Illinois)
 71, John Crockett, NDSU (12/20/13 vs. N. Hampshire)
 70, John Crockett, NDSU (12/13/14 vs. C. Carolina)
 70, Christian Watson, NDSU (12/21/19 vs. Montana St.)

Pass:
 92, DeAndre Smith to Rodney McConico, MSU (12/2/89)
 90, Paul Singer to Steve Williams, WIU (11/26/88)
 85, Hunter Wells to Darien Townsend, YSU (12/3/16)
 83, Mark Zanders to Aaron Stecker, WIU (11/28/98)
 83, Matt Barr to Terriun Crump, WIU (11/27/10)
 82, Jeff Ryan to Elliott Giles, YSU (11/27/99)
 82, Justin Haddix to Shannon Hayes, WKU (11/29/03)
 78, Mike Smith to Wes Anderson, UNI (12/5/87)
 78, Easton Stick to Darrius Shepherd, NDSU (1/5/19)

Punt:
 83, Scott Ravanese, SIU (12/01/07 vs. Massachusetts)
 79, Steve Tillotson, EIU (12/6/86 vs. Eastern Ky.)
 74, Mark Schuler, YSU (11/26/16 vs. Samford)
 73, Tim Mosley, UNI (12/5/92 vs. McNeese State)
 71, Brian Claybourn, WKU (12/1/01 vs. Furman)
 71, Ben LeCompte, NDSU (12/5/15 vs. Montana)
 69, Jeff Baker, WIU (12/5/98 vs. Florida A&M)
 67, Mark Schuler, YSU (1/7/17 vs. James Madison)
 66, Matt Voigtlander, NDSU (1/7/12 vs. Sam Houston)
 66, Ben LeCompte, NDSU (1/4/14 vs. Towson)

Field Goal:
 55, Chase Vinatieri, SDSU (12/2/17 vs. UNI)
 53, Ryan Jastram, NDSU (12/3/11 vs. James Madison)
 51, Peter Martinez, WKU (12/1/01 vs. Furman)
 51, Ryan Jastram, NDSU (11/27/10 vs. Rbt. Morris)
 51, Cole Frahm, SDSU (12/18/21 at Montana St.)
 50, Jake Strader, ILS (12/11/99 vs. Ga. Southern)
 50, Brian Wingert, UNI (12/16/05 vs. Appalachian St.)
 50, Nico Gualdoni, SIU (11/27/21 at South Dakota)

Kickoff Return:
 100, Bruce Anderson, NDSU (12/5/15 vs. Montana)
 99, Cade Johnson, SDSU (12/9/17 vs. UNH)
 97, Bruce Anderson, NDSU (12/12/15 vs. UNI)
 97, Ty Talton, UNI (11/30/96 vs. Eastern Illinois)
 94, Mike Sigers, NDSU (12/11/10 vs. E. Washington)
 94, Christian Watson, NDSU (5/2/21 at Sam Houston)
 93, Craig Turner, SIU (12/3/05 vs. Appalachian State)
 88, Craig Turner, SIU (12/8/07 vs. Delaware)
 72, Josh Burch, ILS (12/8/12 vs. Eastern Washington)
 70, Cade Johnson, SDSU (12/2/17 vs. UNI)

Punt Return:
 88, Eric Perkins, NDSU (12/18/15 vs. Richmond)
 86, Antonio Veals, WKU (11/30/02 vs. Murray State)
 80, JeRyon Butler, SDSU (12/6/14 vs. N. Dakota St.)
 76, Braylon Henderson, NDSU (5/2/21 at Sam Houston)
 58, Alonzo Clayton, UNI (12/14/96 vs. Marshall)
 55, Jaxon Janke, SDSU (5/8/21 vs. Delaware)
 54, Joseph Jefferson, WKU (12/1/01 vs. Furman)
 48, Ryan Szkola, ILS (11/27/99 vs. Colgate)

Interception Return:
 90, Hayden Galvin, UND (4/24/21 vs. Missouri State)
 70, Ray Buchanan, UNI (11/28/2015 vs. E. Illinois)
 63, Travis Beck, NDSU (1/7/12 vs. Sam Houston St.)
 63, Duncan Ferch, UNI (12/1/18 at UC Davis)
 61, Marcus Williams, NDSU (12/7/13 vs. Furman)
 60, Tyler West, WIU (12/4/10 vs. Appalachian State)
 59, Dalys Beanum, SDSU (11/27/21 vs. UC Davis)
 58, Jeff Miles, EIU (11/25/89 vs. Idaho)
 52, Christian Jegen, UNI (11/30/19 vs. San Diego)
 48, Mark Sewall, INS (11/29/14 vs. Eastern Kentucky)

Fumble Return:
 73, Mike Stanec, YSU (12/13/97 vs. E. Washington)

Team Records

RUSHING

Attempts:
 62, South Dakota State (11/27/21 vs. UC Davis)
 61, Western Kentucky (12/7/02 vs. Western Illinois)
 61, Western Illinois (11/28/15 vs. Dayton)
 60, Western Kentucky (12/14/02 vs. Ga. Southern)
 60, UNI (11/29/03 vs. Montana State)
 60, Youngstown State (11/26/16 vs. Samford)
 59, Illinois State (11/30/19 vs. SEMO)
 58, UNI (11/28/15 vs. Eastern Illinois)
 57, Youngstown State (12/13/97 vs. E. Washington)
 57, Western Kentucky (11/29/03 vs. J'ville State)
 57, North Dakota State (4/24/21 vs. E. Washington)

Yards:
 471, North Dakota State (12/15/17 vs. Sam Houston)
 446, South Dakota State (11/27/21 vs. UC Davis)
 439, North Dakota State (12/14/18 vs. S. Dakota St.)
 434, South Dakota State (11/24/12 vs. E. Illinois)
 424, North Dakota State (12/14/13 vs. C. Carolina)
 422, North Dakota State (4/24/21 vs. E. Washington)
 407, North Dakota State (12/1/18 vs. Montana State)
 401, UNI (12/5/15 vs. Portland State)
 389, North Dakota State (12/4/21 vs. Southern Illinois)

Fewest Yards:
 minus-5, UNI (11/24/90 vs. Boise State)
 0, UNI (12/13/19 vs. James Madison)

PASSING

Attempts:
 62, UNI (12/12/87 vs. Northeast Louisiana)
 61, Western Illinois (11/26/88 vs. Western Kentucky)
 57, Indiana State (11/29/14 vs. Eastern Kentucky)
 54, Eastern Illinois (11/29/86 vs. Murray State)
 54, South Dakota (12/2/17 vs. Sam Houston State)
 50, UNI (12/14/96 vs. Marshall)
 50, UNI (11/27/21 at Eastern Washington)
 48, 5 times

Completions:
 41, Indiana State (11/29/14 vs. Eastern Kentucky)
 37, UNI (12/12/87 vs. Northeast Louisiana)
 34, Illinois State (12/4/99 vs. Hofstra)
 33, South Dakota (12/2/17 vs. Sam Houston State)
 32, Western Illinois (11/26/88 vs. Western Kentucky)
 31, UNI (11/26/05 vs. Eastern Washington)
 30, Eastern Illinois (11/29/86 vs. Murray State)
 28, UNI (12/12/92 vs. Youngstown State)
 28, Youngstown State (1/7/17 vs. James Madison)

Yards:
 520, South Dakota (12/2/17 vs. Sam Houston State)
 418, UNI (12/12/87 vs. Northeast Louisiana)
 417, UNI (12/9/05 vs. Texas State)
 407, Western Illinois (11/26/88 vs. Western Ky.)
 407, Indiana State (11/29/14 vs. Eastern Kentucky)
 401, MSU (12/2/89 vs. S. F. Austin)
 398, Eastern Illinois (11/29/86 vs. Murray State)
 382, Illinois State (12/6/14 vs. UNI)
 379, Western Illinois (11/29/03 vs. Montana)
 378, South Dakota (11/25/17 vs. Nicholls)
 374, Illinois State (12/4/99 vs. Hofstra)

POINTS SCORED

59, Western Kentucky (11/30/02 vs. Murray State)
 59, Illinois State (12/13/14 vs. Eastern Washington)
 58, South Dakota State (11/24/12 vs. Eastern Illinois)
 56, Illinois State (11/27/99 vs. Colgate)
 56, UNI (12/8/01 vs. Maine)
 56, South Dakota State (12/9/17 vs. New Hampshire)
 56, South Dakota State (11/27/21 vs. UC Davis)
 55, North Dakota State (12/15/17 vs. SHSU)
 53, UNI (11/28/15 vs. Eastern Illinois)
 52, Western Illinois (11/28/98 vs. Montana)
 52, North Dakota State (12/20/13 vs. N. Hampshire)
 52, North Dakota State (12/1/18 vs. Montana State)

FIRST DOWNS

35, UNI (12/12/87 vs. Northeast Louisiana)
 32, South Dakota (12/2/17 vs. Sam Houston State)
 31, UNI (12/14/85 vs. Georgia Southern)
 31, UNI (12/5/87 vs. Arkansas State)
 31, UNI (11/24/07 vs. New Hampshire)
 31, UNI (12/1/07 vs. Delaware)

TOTAL OFFENSE

Plays:
 92, Western Illinois (11/26/88 vs. Western Kentucky)
 91, Eastern Illinois (11/29/86 vs. Murray State)
 89, South Dakota (12/2/17 vs. Sam Houston State)
 88, Eastern Illinois (11/25/95 vs. Stephen F. Austin)
 88, MSU (12/2/89 vs. S. F. Austin)
 87, UNI (12/14/85 vs. Georgia Southern)
 87, Illinois State (11/28/98 vs. Northwestern State)
 87, Illinois State (12/8/12 vs. Eastern Washington)
 87, Western Illinois (11/28/15 vs. Dayton)

Yards:
 642, North Dakota State (12/15/17 vs. SHSU)
 637, South Dakota (12/2/17 vs. Sam Houston State)
 623, North Dakota State (12/14/13 vs. C. Carolina)
 608, North Dakota State (12/14/18 vs. S. Dakota St.)
 580, South Dakota State (11/24/12 vs. Eastern Illinois)
 570, UNI (11/24/07 vs. New Hampshire)
 564, Illinois State (12/6/14 vs. UNI)
 552, UNI (12/14/85 vs. Georgia Southern)
 547, UNI (12/12/87 vs. Northeast Louisiana)
 545, South Dakota State (11/27/21 vs. UC Davis)
 542, Illinois State (12/13/14 vs. Eastern Washington)
 541, North Dakota State (12/21/19 vs. Montana State)
 540, Illinois State (12/4/99 vs. Hofstra)
 537, Eastern Illinois (11/29/86 vs. Murray State)