



2011-12 Wichita State University Shocker Basketball

1845 Fairmount • Wichita, Kansas 67260-0018 • Ph: 316/978-3265 • goshockers.com

2011-12 SHOCKER SCHEDULE

DATE	OPPONENT	TIME
Nov. 8	EMPORIA STATE (exh)	W, 82-43
Nov. 13	CHARLESTON SOUTHERN <i>Puerto Rico Tip-Off</i>	W, 85-57
Nov. 17	Colorado (ESPN2)	W, 67-58
Nov. 18	No. 16/15 Alabama (ESPN2)	L, 70-60
Nov. 20	Temple (ESPN2)	L, 78-74 ot
Nov. 25	UAB (INTRUST Bank Arena)	W, 68-46
Dec. 1	CAL STATE FULLERTON <i>Mountain West-Missouri Valley Challenge</i>	W, 75-60
Dec. 4	No. 18/20 UNLV (K-22)	W, 89-70
Dec. 7	at Tulsa	W, 77-67
Dec. 10	UTAH STATE	W, 83-76
Dec. 14	CHICAGO STATE	W, 94-44
Dec. 19	NEWMAN UNIVERSITY	W, 102-53
Dec. 28	Bradley* (K-22)	W, 90-51
Dec. 31	CREIGHTON* (ESPN2)	L, 68-61
Jan. 4	at Evansville* (K-22)	W, 67-66
Jan. 7	at Southern Illinois* (K-22)	W, 83-73
Jan. 10	ILLINOIS STATE* (K-22)	W, 65-62
Jan. 13	BRADLEY* (K-22)	W, 78-41
Jan. 15	at Indiana State* (ESPN2)	W, 75-65
Jan. 18	at UNI* (K-22)	W, 71-68
Jan. 21	SOUTHERN ILLINOIS* (K-22)	W, 85-42
Jan. 25	EVANSVILLE* (MVC-TV)	W, 86-74
Jan. 28	at Drake* (MVC-TV)	L, 93-86 3ot
Feb. 1	at Missouri State* (K-22)	W, 74-67
Feb. 4	INDIANA STATE* (ESPN2)	W, 71-66
Feb. 8	UNI* (MVC-TV)	W, 82-57
Feb. 11	at No. 17/15 Creighton* (ESPN2)	W, 89-68
Feb. 15	MISSOURI STATE* (K-22) <i>SEARS Bracketbusters</i>	W, 73-58
Feb. 18	at Davidson (ESPN2)	W, 91-74
Feb. 22	at Illinois State* (COX K-22)	W, 68-55
Feb. 25	DRAKE* (MVC-TV)	W, 81-58
March 4	MVC Tournament (St. Louis, Mo.) vs. No. 8/9 Seed (MVC TV)	12:05 p.m.

MVC Standings (through Feb. 29)

School	MVC	Overall
Wichita State	16-2	26-4
Creighton	14-4	25-5
Northern Iowa	9-9	19-12
Illinois State	9-9	18-12
Drake	9-9	16-14
Missouri State	9-9	16-15
Evansville	9-9	15-14
Indiana State	8-10	17-13
Southern Illinois	5-13	8-22
Bradley	2-16	7-24

Schedule

State Farm MVC Tournament

St. Louis • Scottrade Center • 18,592

G 1 #8 Indiana St vs. #9 SIU 6:05 pm - MVC TV

G 2 #7 Drake vs. #10 Bradley 8:35 pm - MVC TV

Friday, March 2

G 3 #1 Wichita St vs. W G1 12:05 pm - MVC TV

G 4 #4 Illinois St vs. #5 UNI 2:35 pm - MVC TV

G 5 #2 Creighton vs. W G2 6:05 pm -- MVC TV

G 6 #3 Evansville vs. #6 Missouri St 8:35 pm -- MVC TV

Saturday, March 3

Game 7 W G3 vs. W G4 1:35 pm -- MVC TV

Game 8 W G5 vs. W G6 4:05 pm -- MVC TV

Sunday, March 4

Game 9 Winner Game 7 vs. Winner Game 8

1:05 pm -- CBS Sports



No. 15/14 WICHITA STATE SHOCKERS (26-4, 16-2)

AT

MISSOURI VALLEY CONFERENCE TOURNAMENT




12 P.M. | FRI., MARCH 2, 2012 | SCOTTRADE CENTER (18,592)

RADIO: KNSS 1330 - MIKE KENNEDY/BOB HULL TV: MVC TV - MITCH HOLTHUS/RICH ZVOSEK

WICHITA STATE PROBABLES



Ben Smith
6-5, 209, Sr. (tr), F
Oklahoma City, Okla.
Pts. - 9.8
Reb. - 2.9
Asts - 0.7



Garrett Stutz
7-0, 255, Sr., C
Kansas City, Mo.
Pts. - 14.1
Reb. - 8.0
Asts - 1.1



Joe Ragland
6-0, 185, Sr. (tr), G
W.Springsfield, Mass.
Pts. - 13.2
Reb. - 2.9
Asts - 3.4



Demetric Williams
6-2, 177, Jr., G
Las Vegas, Nev
Pts. - 5.8
Reb. - 1.9
Asts - 2.4



Toure Murry
6-5, 199, Sr., G
Houston, Texas
Pts. - 12.1
Reb. - 4.8
Asts - 3.3

Quickly... AP No. 15 Wichita State plays the winner of the No. 8-seed Indiana State-No. 9-seed SIU game in Friday's Noon Quarterfinal of the State Farm MVC Tournament.

• WSU enters the tournament as the No. 1 seed only for the second time since the tournament moved to St. Louis. WSU last won the MVC regular-season title in 2006 when it went to the tournament and lost to Bradley, 60-52, in the semifinals in what ended in NCAA Sweet 16 seasons for both teams.

• WSU is coming off a 81-58 win against Drake in the regular season finale inside Charles Koch Arena, and the farewell home game for the Shockers' five seniors.

• Seniors Garrett Stutz, Toure' Murry and David Kyles are the winningest four-year players in the school's history with 97 wins to date, while Joe Ragland and Ben Smith are the winningest two-year players with 55 wins.

• WSU's win against Missouri State on Feb. 15 allowed WSU to clinch at least a share of the title and the No. 1 seed in the MVC Tournament, and the win at Illinois State clinched the title solo.

• WSU won their Bracketbusters matchup, 91-74, at Davidson that propelled them from getting votes to the Top 25 in the AP poll.

-WSU has six players who average between 8.7 and 14.1 points a game. Garrett Stutz is at the top of the list.

-WSU is the winner of 16-of-17 and 24-of-26, including three eight-game win streaks this season. WSU's longest win streak under head coach Gregg Marshall was nine games during 2009-10.

- WSU has played 11 true road games (10-1: 2-non-con/9-MVC).

-Wichita State is 19-3 in away games since the beginning of 2010-11, which is the best road record in the country.

WSU MVC Tournament History

WSU is 24-30 in the MVC Tournament overall, and 11-20 since the tournament moved to a neutral site. In 2011, WSU made its seventh semi-

2011-12 MVC Honors

Wichita State's **Joe Ragland** and **Garrett Stutz** earned All-Valley First Team Valley postseason honors, and also to the Most Improved teams for the Shockers. It was the first time since 1982 that two Shockers shared first-team honors when Antoine Carr and Cliff Levingston were honored on the first team.


Toure' Murry was selected as a member of the honorable mention team, as well as to the All-Defensive Team.

Transfer **Carl Hall** was the Newcomer-of-the-Year and named to the All-Newcomer Team.


Ben Smith was named to the All-Defensive Team.

Wichita State was also chosen the **Army National Guard All-Defensive Team** for the second-straight season.


...



Ragland



Murry



Stutz



Smith



Hall

final appearance since the tournament moved to St. Louis. Overall, WSU has 14 semifinal appearances and four final appearances since the tournament started in 1977.

Wichita State defeated Missouri State and Illinois State in 2010 to reach the final against UNI, losing 67-52, for the first time since the tournament moved to St. Louis.

Prior to that, the last time WSU won more than one game in the tournament was before the event was at a neutral site (St. Louis in 1991), which was 1987 when the Shockers won the title with two wins in Wichita and one at Tulsa. WSU also won the tournament in 1985 over Tulsa in Tulsa after defeating SIU and Indiana State in Wichita.

National Stats... WSU has a plus-15.5 point margin of victory (4th in NCAA on Feb. 29) and a plus-6.5 rebound margin (18th in NCAA on Feb. 29). The scoring offense of 78.3 points a game is 17th.

Home Cooking Again... WSU was 15-1 at home, with the only loss a MVC home game, 68-61, to Creighton on Dec. 31 in Wichita. A year ago, WSU lost four games in Charles Koch Arena. WSU lost only one game at home 10 times, with the last time 2009-10 prior to this season. Prior to that it was 1987-88.

Back in the Polls... WSU is 15th in the AP poll and 14 in the ESPN/USA Today Coaches Poll. Last week, WSU was 19th in both polls after entering the Top 25 poll Feb. 13 at No. 24 for the first time since Dec. 26, 2006 (16th in the AP after a season high of 8th). WSU's highest ranking was No. 1 for two games in 1964-65. In the last ranking, WSU climbed to No. 8 in the Dec. 11, 2006, poll on the strength of wins at George Mason, No. 6 LSU and No. 15 Syracuse.

Balanced Scoring... Six Shockers are scoring 8.7 points per game or more led by Stutz' 14.1. The six players represented are helping the Shockers score 78.3 ppg, which is second behind Creighton in overall stats and 17th in the NCAA. WSU led scoring through loop play with 76.9 points a game.

Balanced Rebounding... Led by Garrett Stutz' 8.0 rebounds a game, which is third in the Valley, and backed by Carl Hall's 5.0 a game, the majority of rebounding is also spread between the same group between 8.0 and 2.9 a game.

Balanced Minutes... Even the Shockers' minutes are balanced with seven players averaging between 28.9 minutes and 22.3 minutes a game.

Reaching 300 Career... Gregg Marshall won his 300th career game with the win at Davidson, which now includes an 108-59 record at WSU. He was 194-83 at Winthrop in nine seasons, and now carries a 302-142 career record. In 14 seasons as a head coach, he averages 21.6 wins a year. WSU is also 55-12 over the last two seasons to average 27.5 wins a year.

Reaching 100 at WSU... Gregg Marshall won his 100th game at WSU with the defeat of Evansville Jan. 25th. In five seasons as the Shockers head coach he has a record of 108-59. With the win, he became just the fourth coach in WSU history to win 100 games. He is currently fourth on the all-time wins list behind Mark Turgeon (128). Of the four coaches, he is the second-fastest behind Gene Smithson to reach 100. In five seasons as head coach, he brought WSU from 11 wins in his first season to a school-record 29 and an NIT championship last season. Marshall has a 302-142 career record.

Boarding's Back... WSU opened the season out-rebounding its first 17-straight opponents, but gave up the edge on the glass and also allowed a tie in four of seven games. WSU got the edge back, out-boarding UNI by 10, Creighton by 14, Missouri State by two, Davidson by 10, Illinois State by one, and Drake by 12 in the last six games.

Overall, WSU has out-boarded 26-of-30 opponents, which includes one tie.

Scoring, Margin and D Fence... WSU led the Valley-only stats in scoring at 76.9, scoring margin at plus-14.1, allowing just 62.9 ppg, and in field goal percentage defense at 39.6 percent.

Marshall Loves the 80s... Gregg Marshall is 82-4 in his career when his teams score 80 or more points, which includes a 28-1 record in the last four-plus seasons at WSU. He is also 16-0 when his teams have scored 90-plus points in his 14-plus seasons as a head coach. In 2010-11, WSU was 7-0 when scoring more than 80 points, and was 3-0 when scoring more than 90.

In 2011-12, he is 13-1 when scoring more than 80, 4-0 when scoring 90 or more, and 1-0 when scoring more than 100.

Attack the Boards... Since Gregg Marshall arrived, WSU has out-rebounded 133-of 167 opponents, which includes all but four opponents in 2011-12. WSU carried

a plus-8.4 rebound margin a year ago, which ranked in the top 10 in the NCAA all season. WSU is currently at plus 6.5 a game, which is 18th in the NCAA.

Small Margin of Defeat... WSU's 12 losses during the last two seasons boil down to an average difference of 5.8 points a game, which includes three, three-point losses, and one one-point loss. One loss this season was in single overtime, and another in triple overtime on the road. WSU's three non-conference losses in the last two years were against future National Champion Connecticut, Final Four participant VCU and Top 25 San Diego State.

41 Becomes 41st... No. 41 Garrett Stutz became the 41st Shocker to reach 1,000 career points with his 24-point out-put against Indiana State. His 1,090 points now ranks 34th, while he needs 40 points to reach 33rd and Lanny Van Eman's 1,119 from 1958-62.

He Does It all... Senior Toure Murry is on pace to reach the Top 10 in WSU career scoring, and is already there in games played, three-pointers, free throws made, assists and steals. He is currently 11th on the WSU scoring chart with 1,500 points, needing 45 to reach 10th and Greg Carney's 1,545 from 1967-70. He also ranks second in steals behind Jason Perez (222/1996-00) with 173, seventh in three-pointers with 134, third in assists with 418, ninth in free throws with 358, and second in games played with 136.

11th Double-Double... Garrett Stutz picked up nine of his 11 double-doubles of the season during Valley play. At Bradley, he had 14 points and 10 rebounds, at Evansville he had a career-high 29 points and 10 rebounds and against Illinois State he had 12 points and 10 rebounds. He also had 16 points and 13 rebounds against the Braves in Wichita, 25 points and 10 rebounds at Missouri State, 24 points and 15 rebounds against Indiana State, 10 points and 12 boards against UNI, 21 points and 10 rebounds against Missouri State and 12 points and 14 rebounds at Illinois State. His non-conference double-doubles came against Colorado (14-11) and Temple (13-11).

On Stutz' Steppin' Out... The senior center had a career-high 29 points in the win at Evansville that eclipsed his previous career-high of 24 points in the NIT semi-final against Washington State.

Winning Percentage Climbing... Wichita State endured a six-game losing streak during the 2008-09 season, but finished 11-6 down the stretch. Overall since that streak, including this season's 26-4 start, head coach Gregg Marshall is 91-28 in his last 119 games for a 78 percent winning percentage.

Stutz' Rebounding Up... Senior Garrett Stutz averaged 3.5 rebounds a year ago, but is grabbing the boards at a greater pace in 2011-12. Through 28 games he has played, he is averaging 8.0 boards a game. He had a career-high 15 against Indiana State in Wichita, and has had 11 double-figure rebounding games, including nine in Valley play.

More Career Record Lists... Senior David Kyles ranks fifth with 150 career three pointers. In addition, senior Garrett Stutz ranks tied for sixth in blocks with 98.

Charity Stripe... WSU set the school free throw percentage game record, making 17-of-17 (100 percent) free throws against Creighton.

Another Top 25 Win... Wichita State toppled No. 17 Creighton, 89-68, led by Joe Ragland's 24 points and Ben Smith's 22 points in front of 18,735 fans at the CenturyLink Center.

The Shockers led by as many as 24 points in the win, which marked Wichita State's 12th in the last 13 games. Demetric Williams and Toure' Murry finished with 11 points each. Williams also led the Shockers with seven rebounds. Foul trouble limited Garrett Stutz to 13 minutes. He finished with eight points and one rebound. Wichita State out-rebounded Creighton, 37-23, in the game.

Gregory Echenique led Creighton with 16 points.

Triple OT... The three-overtime loss to Drake was just the fourth triple-overtime game in Shocker history. WSU has now played in two, three-overtime games in the past two seasons as it won against Indiana State, 93-83, on Jan. 22, 2011.

Valley Margins... The 43-point win over SIU was WSU's second-biggest in an MVC game. This season's team has accounted for three of WSU's top seven margins of victory in a MVC game. WSU's 39-point win at Bradley on Dec. 28 was the largest win margin on the road for the WSU.

Historic Numbers... In the first Valley game this season, WSU handed Bradley its worst home loss in 108 seasons of basketball and its worst loss in 60 MVC

seasons. WSU defeated Bradley by the largest margin in the 126-game series and won by its largest margin in an MVC road game. WSU defeated Bradley by 39 in the first meeting and by 37 Jan. 13 in Wichita.

50-Point Wins... With the 94-44 win against Chicago State, Wichita State collected its eighth 50-plus win in history, and its fourth since 1980. WSU's largest margin of victory was March 6, 1907 when it defeated Sterling, 99-31, while its last 50-plus win was a 102-46 win (56) on Dec. 17, 2006. The 49-point win against Newman (102-53) ranks ninth in history.

Friday the 13th Win... Friday's game was the first Wichita State game on Friday the 13th since the 1980-81 season. WSU defeated Southern University, 95-70, on March 13, 1981 in the first round of the NCAA tournament. The game was played at Levitt Arena.

Century Mark... With the 102-53 win against Newman, the WSU reached the Century mark for the first time under head coach Gregg Marshall. WSU last reached 100 points during 2006 against Maryland-Baltimore County.

Top 25 Foes... The win against No. 18 UNLV marked the first time Wichita State had beaten a Top 25 non-conference opponent since it took down No. 16 Texas Tech, 85-83, on December 19, 2009 inside Charles Koch Arena. The Shockers are 2-2 against the Top 25 this season with the loss to Alabama, 70-60, in Puerto Rico. WSU's second ranked loss was to No. 21 Creighton on Dec. 31, while its second win was against No. 17 Creighton in Omaha on Feb. 11.

Runnin' Down the Rebels... WSU's 89-70 win over No. 18 ranked UNLV was the most lopsided victory by a MVC school over a Top-25 team since 1999. Missouri State defeated No. 20 Tennessee by 30 points in the 1999 NCAA Tournament.

Joe vs. the Rebels From the Arc... Senior Joe Ragland came one three-pointer from tying the Shocker record for treys in a game with the eight he had against UNLV. The eight tied with Maurice Evans' eight against Illinois State on Dec. 12, 1998. Jason Perez holds the record with nine against Missouri State on Jan. 2, 2000. The 12 treys WSU made as a team was tied for fourth.

Topping a Top 25: UNLV... Joe Ragland netted a career-high 31 points as WSU dismantled No. 18 UNLV Rebels, 89-70, in the MWC-MVC Challenge.

The win marked the first time WSU had beaten a ranked non-conference opponent since it took down No. 16 Texas Tech, 85-83, on December 19, 2009. It was the first meeting between the Shockers and UNLV since January 10, 1979.

Ragland was one of four Shocker players to hit double-digits, as guard Toure' Murry, and big men Hall and Stutz followed suit. Hall finished with 17, Stutz with 13 and Murry with 11 to go along with his team-high eight assists. Ragland and David Kyles led the Shockers with five rebounds apiece.

Going Downtown... Wichita State won its second-ever game in downtown Wichita's INTRUST Bank Arena, but UAB Head Coach Mike Davis would have still played there than inside Charles Koch Arena. After Friday's 68-46 loss, Davis said, "It would have been 40 over at Koch Arena. I'm glad we played here instead of over there, because if we couldn't handle this situation, it would have been really crazy." The Shockers also won a year ago against Tulsa, which was the first-ever collegiate basketball game held at the new INTRUST Bank Arena, 82-79.

Major Streak... With the win against the Pac-12's Colorado, Wichita State improved to a seven-game win streak against teams from major conferences in Virginia (ACC), LSU (SEC), Nebraska (then-Big 12), Virginia Tech (ACC), Washington State (then-Pac-10), and Alabama (SEC), and Colorado (Pac12). The streak was broken with the loss to No. 16 Alabama in Puerto Rico.

In-Season History... Wichita State has now competed in 51 in-season tournaments dating to the 1946-47 season and carries a 73-58 record. That record includes 13 championships and eight runner-up finishes.

The Shockers' last in-season tournament title was the championship of the Cessna Classic during the 1998-99 season in Wichita. WSU has competed in an in-season tournament in seven of the last eight years, and in six-straight, skipping the 2004-05 season.

The Shockers' highest finish during that time frame is a runner-up finish in the 2003-04 Paradise Jam in St. Thomas, USVI. WSU went 2-1 a year ago in the EA Sports Maui Invitational with a loss to eventual National Champion Connecticut in the opening game. (See full tournament history on the last page.)

Home/Season Opener... WSU downed Charleston Southern, 85-57, in the Shockers' 106th season opener, and improved to 88-18 in home openers. WSU is now 78-28 in season openers no matter the location.

Newbies Against Charleston Southern... Newcomer Carl Hall scored 12

points, but also had nine rebounds in his Shocker debut. He made 5-of-9 shots, and he also picked up an assist and a block. Local product Evan Wessel took two points and two assists while battling a bloody nose in 14 minutes. Junior James Anacreon scored a point, but had three rebounds in six minutes. Freshmen Tekele Cotton and Jake White added 10 and six points, respectively.

Shocker Nation... Wichita State carries a 114 regular-season game streak of more than 10,000 fans in Charles Koch Arena.

Exhibition Action... WSU cruised to an 82-43 win over Emporia State in its lone exhibition game for 2011-12. Garrett Stutz and Joe Ragland each scored 10 points for the Shockers.

Exhibition History... WSU is now 6-0 in exhibitions under Gregg Marshall and 46-10 overall in exhibition games after the win over ESU. WSU last lost an exhibition 16 exhibition games ago during the 2001-02 season to Athletes First.

Inked... Fifth-year head coach Gregg Marshall has announced the signing of Derail Green, Cleanthony Early, Fred Van Vleet and Henry Uwadiae to National Letters-of-Intent to play men's basketball beginning with the 2012-13 season.

Cleanthony Early, a 6-foot-8, 220 pound forward from Sullivan (N.Y) Community College, was the NJCAA Division III Player of the Year in 2011. He will have two seasons of eligibility at WSU.

Green, a 6-7, 190 pound forward from Houston Klein Forest, averaged 12.9 points and 6.3 rebounds a year ago as a junior.

Van Vleet, a 5-11, 175-pound guard from Rockford (Ill.) Auburn, is ranked the No. 26 point guard in the class of 2012 by Scout.com. He averaged 18.6 points and 7.5 assists as a junior.

Uwadiae (unn-waa-DEE-A), a 6-10, 210-pound center from Benin City, Nigeria by way of Evelyn Mack Academy of Charlotte, N.C., rounded out the first wave of signees.

WSU Adds Fifth Signee... Teddy Hawkins from Dayton Dunbar High School signed a letter of intent with WSU. Hawkins, a 6-foot-8, 180 pounder from is the fifth member of the WSU's Fall recruiting class.

"I'm more ecstatic now that's he's become a Shocker," Marshall said. "He is the cherry on top of arguably the best recruiting class I've ever been a part of. These five guys are really, really talented and we're very, very excited about what they bring to the table for the future."

Hawkins averaged 16.7 points as a junior, according to the Dayton Daily News, for Dunbar. He was named All-Ohio Division II and the Dayton City League Player of the Year.

"He's a 6-8 kid that can stroke it from deep," Marshall said. "He can guard. He's very, very long. Very skilled."

MVC Men's Basketball Preseason Poll

School (First-Place Votes)	Total	2011-12 MVC Preseason Teams
1. Creighton (29)	389	All-Conference Team
2. Wichita State (7)	350	Name, School
3. Indiana State (4)	331	Jake Odom, Indiana State
4. UNI	245	Kyle Weems, Missouri State (Pre-POY)
5. Evansville	234	Doug McDermott, Creighton
6. Missouri State	216	Colt Ryan, Evansville
7. Drake	159	Toure' Murry, Wichita State
8. Illinois State	111	
9. Southern Illinois	90	Honorable Mention
10. Bradley	75	Gregory Echenique, Creighton
		Anthony James, UNI
		Rayvonte Rice, Drake
		Mamadou Seck, Southern Illinois
		Antoine Young, Creighton

WSU in BracketBusters

Wichita State has played in the BracketBusters series since the 2003-04 season. It did not play in the event in its first season.

The Shockers are 3-6 on BracketBusters Saturday and are 7-0 in the matchup played in the return meeting.

Here is a look at WSU's BracketBusters results and then the return results and sites:

2003-04

W, 62-47 at Austin Peay (Clarksville, Tenn.)

2004-05

Return - W, 72-62 vs. Austin Peay (Wichita)
L, 65-58 at Miami, Ohio (Oxford, Ohio)

2005-06

Return - W, 55-46 vs. Miami, Ohio (Wichita)
L, 70-67 vs. George Mason (Wichita)

2006-07

Return - W, 72-66 at George Mason (Fairfax, Va.)
L, 60-58 vs. Appalachian State (Boone, N.C.)

2007-08

Return - W, 63-53 at Appalachian State (Wichita)
L, 85-75 at Northern Arizona (Flagstaff, Ariz.)

2008-09

Return - W, 58-53 vs. Northern Arizona (Wichita)
W, 70-59 vs. Cleveland State (Wichita)

2009-10

Return - W, 69-54 at Cleveland State (Cleveland)
L, 68-58 at Utah State (Logan, Utah)

2010-11

Return - Delayed one season vs. Utah State
L, 68-67 vs. VCU (Wichita, Kan.)

2011-12

Return - WSU 83, Utah State 76 (Wichita)
W, 91-74 at Davidson

2012-13

Return VCU

2011-12 Wichita State Quick Facts

Location: Wichita, Kansas 67260-0018

Founded: 1895

Enrollment: 15,100

President: Dr. Don Beggs

Faculty Representative: Dr. Martin Perline

Athletics Information

Director of Athletics: Eric Sexton

Assistant AD/Media Relations: Larry Rankin (Cell: 316/258-4354)

Senior Associate AD/SWA: Becky Endicott; Senior Associate AD/External Operations: Darron Boatright; Senior

Associate AD/ Business Office: Rege Klitzke; Associate AD/Facilities: Brad Pittman; Assistant AD/Ticket

Operations: Russell Wilkins; Assistant AD/Development: Matt Baty; Assistant AD/Marketing and Promotions: John

Brewer; Associate AD/Compliance: Korey Torgerson; Assistant AD/Facilities: Roy Jacobson

Basketball Staff

Head Coach: Gregg Marshall Record at WSU: 108-59 (5th) Career Record: 302-142 (14th)

Associate Head Coach: Chris Jans Assistant Coaches: Dana Ford, Greg Heiar

Dir. of Bkb Ops: Dominic Okon Secretaries: Jan Bogle, Sherilyn Maynard Athletic Trainer: Todd Fagan

Manager of Player Development: Devon Smith

Head Manager: Ryan Hillard Managers: Talan Shinn, Connor Dyck, James Lusk, Drew Bridges, Drew Hertel

Marshall Year-by-Year at WSU

2010-11 Team Information

Overall Record: 29-8 Overall (Home: 14-4; Away: 9-2; Neutral: 6-2) - NIT Champion

Missouri Valley Conference: 14-4 (Home: 6-3; Away: 8-1)

Tournaments: 2-1 EA Sports Maui Invitational / 1-1 MVC Tournament/ 5-0 Postseason NIT

Non-Conference: 13-3 (Home: 6-1; Away: 1-1; Neutral: 4-1)

2009-10 Team Information

Overall Record: 25-10 Overall (Home: 17-1; Away: 5-7; Neutral: 3-2)

Missouri Valley Conference: 12-6/2nd (Home: 8-0; Away: 3-6)

Tournaments: 1-1 CBE Classic / 2-1 MVC Tournament/ 0-1 NIT vs. Nevada

Non-Conference: 11-3 (Home: 8-1; Away: 2-1; Neutral: 1-1)

2008-09 Team Information

Overall Record: 17-17 Overall (Home: 14-4; Away: 1-10; Neutral: 2-3 (1-1 MVC Tournament)

Valley Record: 8-10/Tied-5th Valley (Home: 7-2; Away: 1-8)

Tournaments: 1-2 Old Spice Classic/1-1 MVC Tournament/1-1 CBI

Non-Conference: 8-6 (Home: 7-2; Away: 0-2; Neutral: 1-2)

2007-08 Team Information

Overall Record: 11-20 Overall (Home: 8-7; Away: 2-10; Neutral: 1-3 (0-1 MVC Tournament)

Valley Record: 4-14/9th Valley (Home: 3-6; Away: 1-8)

Tournaments: 1-2 Paradise Jam St. Thomas, USVI/ 0-1 MVC Tournament

Non-Conference: 7-6 (Home: 5-1; Away: 1-2; Neutral: 1-3)

WSU Tradition

Overall Record: 1,387-1,149 (.543)

Overall Missouri Valley Conference Record (1945-46 to Pres.): 511-492

Overall Conference Play (1906-07 to Pres): 698-649

Valley Regular-Season Championships (7): 1964, 1965, 1976, 1981, 1983, 2006, 2012

Valley Tournament Championships (2): 1985, 1987

Postseason NIT Championship (1): 2011

NCAA Tournament (8): 1964, 1965 (Final Four), 1976, 1981 (Elite Eight), 1985, 1987, 1988, 2006

NIT Appearances (12): 1954, 1962, 1963, 1966, 1980, 1984, 1989, 2003, 2004, 2005, 2010, 2011

CBI Appearances (1): 2009

All-Americans (6): Cleo Littleton (1954, 1955); Dave Stallworth (1964 (Consensus), 1965); Antoine Carr (1983); Xavier McDaniel (1985); Cliff Levingston (1982); Paul Miller (2006)

Valley Player of the Year (4): Antoine Carr (1983), Xavier McDaniel (1984, 1985), Paul Miller (2006)

Valley Coach of the Year (4): Ralph Miller (1955); Gary Thompson (1965), Eddie Fogler (1987), Mark Turgeon (2006)

All-Valley First Team (27 players honored 47 times): Cleo Littleton, Joe Stevens, Ron Heller, Lanny Van Eman, Gene Wiley, Dave Stallworth, Dave Leach, Kelly Pete, Warren Armstrong, Greg Carney, Terry Benton, Rich Mordsen, Bob Wilson, Robert Elmore, Lynbert "Cheese" Johnson, Cliff Levingston, Antoine Carr, Xavier McDaniel, Sasha Radunovich, Steve Grayer, Jason Perez, Jamar Howard, Paul Miller, Clevin Hannah, J.T. Durley, Garrett Stutz, Joe Ragland

Valley All-Tournament Team (4): Gary Cundiff (1987 MOP); Randy Burns (2003); Clevin Hannah and Garrett Stutz (2010)

The Marshall Record

Marshall's Coaching Experience

Coaching Experience:

1985-1987	Assistant Coach, Randolph-Macon
1987-1988	Assistant Coach, Belmont Abbey
1988-1996	Assistant Coach, College of Charleston
1996-1998	Assistant Coach, Marshall
1998-2007	Head Coach, Winthrop
April, 2007-pres.	Head Coach, Wichita State

Championships

MVC Championship (2012)

NIT Championship (2011)

Big South Tournament Championship (1999, 2000, 2001, 2002, 2005, 2006, 2007)

Big South Regular Season Championship (1999, 2002, 2003, 2005, 2006, 2007)

Awards

Collegehoops.net 2007 Mid-Major Coach of the Year
 Collegeinsider.com Hugh Durham National Coach of the Year Award
 USBWA District III 2007 Coach of the Year

Big South Coach of the Year (1999, 2003, 2005, 2007)

Postseason Appearances

NCAA Tournament Appearances (7)

2007- (11-seed) vs. (6) Notre Dame (Won, 74 - 64)
 (11-seed) vs. (3) Oregon (Lost, 75 - 61)

2006- (15-seed) vs. (2) Tennessee (Lost, 63 - 61)

2005- (14-seed) vs (3) Gonzaga (Lost, 74 - 64)

2002- (16-seed) vs. (1) Duke (Lost, 84 - 37)

2001- (16-seed) vs. (16) Northwestern State (Lost, 71 - 67)

2000- (14-seed) vs. (3) Oklahoma (Lost, 74 - 50)

1999- (16-seed) vs. (1) Auburn (Lost, 80 - 41)

NIT Tournament Appearances (2)

2011- NIT Champions

(4-seed) vs. (5) Nebraska (W, 76-49)

(4-seed) at (1) Virginia Tech (W, 79-76)

(4-seed) vs. (6) College of Charleston (W, 82-75)

(4-seed) vs. (2) Washington State (W, 75-44)

(4-seed) vs. (1) Alabama (W, 66-57)

2010- (3-seed) vs. (6) Nevada (L, 74-70)

College Basketball Invitational (1)

2009- vs. Buffalo (Won, 84-73)

vs. Stanford (Lost, 70-56)

Marshall's Coaching Record

1982-Present

Gregg Marshall's Career Record

Year	Overall			Conference		
	W	L	Pct.	W	L	Pl.
1998-99	21	8	.724	9	1	1st
1999-00	21	9	.700	11	3	2nd
2000-01	18	13	.581	11	3	2nd
2001-02	19	12	.613	10	4	1st
2002-03	20	10	.667	11	3	1st
2003-04	16	12	.571	10	6	T-3rd
2004-05	27	6	.818	15	1	1st
2005-06	23	8	.742	13	3	1st
2006-07	29	5	.852	14	0	1st
Winthrop Total	194	83	.707	104	24	.812
2007-08	11	20	.367	4	14	9th
2008-09	17	17	.500	8	10	T-5th
2009-10	25	10	.714	12	6	2nd
2010-11	29	8	.784	14	4	2nd
2011-12	26	4	.800	16	2	1st
Wichita State Total	108	59	.618	54	36	.600
Winthrop Total	194	83	.707	104	24	.812
Wichita State Total	108	59	.618	54	36	.600
Career Total	302	142	.671	158	60	.752

Marshall vs. The Nation

Opponent	W-L	Eastern Kentucky	2-0	Monmouth	0-1	Siena	2-0
Alabama	1-2	Eastern Washington	0-1	Morris Brown	1-0	South Carolina	0-2
Alabama A&M	1-0	Elon	10-1	Montana State	1-0	So. Carolina-Aiken	1-0
Ala.-Birmingham	2-0	Evansville	7-3	Mount St. Mary's	1-0	So. Carolina State	0-1
Alcorn State	1-0	Ferrum	1-0	Nebraska	1-2	Southern Illinois	5-5
Appalachian State	1-1	Florida A&M	1-0	Nevada	0-1	Stanford	0-1
Arizona State	0-1	Furman	1-0	Newberry	1-0	Temple	0-1
Arkansas	0-1	Gardner-Webb	3-1	Newman [Kan.]	1-0	Tennessee	0-1
Arkansas-Pine Bluff	1-0	George Mason	0-1	Niagra	0-1	Tennessee-Martin	1-0
Arkansas-Monticello	1-0	Georgetown	0-1	Nicholls State	1-0	Texas A&M	0-1
Auburn	0-2	Georgia	1-0	North Carolina	0-2	Texas A&M-CC	0-1
Austin Peay	1-0	Georgia Coll. & St.	1-0	NC-Asheville	19-3	Texas-Arlington	0-1
Barton	1-0	Georgia Southern	2-0	NC-Greensboro	0-2	TCU	1-1
Baylor	0-1	Gonzaga	0-1	North Carolina State	0-1	Texas Southern	2-0
Belmont	0-1	Hampton	1-0	NC Wesleyan	1-0	Texas Tech	2-1
Belmont Abbey	1-0	Hartford	0-1	North Dakota	1-0	The Citadel	2-0
Birmingham-So.	10-3	High Point	20-1	North Dakota State	1-0	Troy	1-0
Bradley	7-4	Illinois State	7-4	North Greenville	1-0	Tulsa	2-0
Buffalo	1-0	Indiana State	9-3	North Texas	0-1	UIC	1-0
Cal State Fullerton	1-0	Iona	1-0	Northern Arizona	1-1	UMBC	1-0
Campbell	2-1	Iowa	1-0	Northern Illinois	2-1	UMKC	2-2
Centenary	1-0	IUPUI	1-0	Northern Iowa	5-6	UNLV	1-0
Central Florida	1-1	Kentucky	0-1	Northwestern State	0-1	USC Upstate	1-0
Chaminade	1-0	Lander	1-0	Notre Dame	1-0	Utah	0-1
Charleston So.	20-2	Lee	1-0	Nyack	1-0	Utah State	1-1
Clemson	1-3	Lees-McRae	1-0	Oklahoma	0-1	Virginia	1-0
Cleveland State	2-1	Liberty	17-4	Old Dominion	1-0	VCU	0-1
Chicago State	2-0	Limestone	1-0	Ohio State	0-1	VMI	8-1
Clinch Valley	1-0	LSU	2-0	Oregon	0-2	Virginia Intermont	1-0
Coastal Carolina	14-6	Maine-Machias	1-0	Palm Beach Atlantic	1-0	Virginia Tech	1-1
Coker	1-0	Marquette	1-0	Pittsburgh	0-1	Washington State	1-0
College of Charleston	1-0	Marshall	0-2	Portland	1-1	Weber State	1-1
Colorado	1-0	Maryland	0-2	Presbyterian College	1-0	Western Michigan	0-1
Connecticut	1-0	Memphis	0-1	Providence	1-0	William & Mary	2-0
Creighton	5-6	Mercer	1-0	Radford	15-5	Wisconsin	0-1
Davidson	1-0	Michigan State	0-1	Randolph-Macon	1-0	Wyoming	1-1
Dayton	0-1	Minnesota	0-1	St. Andrews Presb.	1-0		
Drake	5-5	Mississippi State	1-0	Samford	0-1		
Duke	0-1	Missouri	1-0	San Diego	1-0		
East Carolina	3-0	Missouri State	9-4	San Diego State	0-1		

2011-12 Individual Season and Career Highs

Player	Points	Season Highs (Career highs for veterans are underlined)			
		Rebounds	Assists	Blocks	Steals
Anacreon	6 vs. Chic St, 12-14-11/Newman, 12-19-11	6 vs. Chicago State, 12-14-11	0 1, three times	3 at Bradley, 12-28-11	
Cotton	10 vs. Charleston So, 11-13-11	6 vs. Bradley, 1-13-12	5 vs. Newman, 12-19-11	1, two times	3, two times
Hall	19 vs. CSFullerton, 12-01-11	13 vs. Creighton, 12-31-11	2, seven times	3 vs. Creighton, 12-31-11	2, two times
Kyles	19 vs. Charleston So, 11-13-11	<u>7, three times</u>	<u>6 vs. Drake, 2-25-12</u>	2 at Davidson, 2-18-12	3, two times
Murry	<u>24 vs. Temple, 11-20-11/at UNI, 1-18-12</u>	10 at Drake, 1-28-12	<u>8 vs. UNLV, 12-04-11; vs. MoSt, 2-15-12</u>	<u>3 vs. Evansville, 1-25-12</u>	3, four times
Orukpe	<u>7 at Bradley, 12-28-11</u>	<u>9 vs. SIU, 1-21-12</u>	<u>2 vs. SIU, 1-21-12</u>	<u>4 vs. SIU, 1-21-12; vs. DU, 2-25-12</u>	<u>1, six times</u>
Ragland	<u>31 vs. UNLV, 12-04-11</u>	<u>7 vs. Ala., 11-18-11; at Davidson, 2-18-12</u>	6, four times	1 vs. Temple, 11-20-11	<u>3 vs. Indiana State, 2-4-12</u>
Smith	<u>22 vs. Chicago State, 12-14-11; at CU, 2-11-12</u>	6, three times	<u>3 vs. Evansville, 1-25-12</u>	<u>2 vs. Indiana State, 2-4-12</u>	<u>2, two times</u>
Stutz	<u>29 at Evansville, 1-4-12</u>	<u>15 vs. Indiana State, 2-4-12</u>	<u>4 at Evansville, 1-4-12</u>	<u>4 vs. Illinois State, 1-10-12</u>	1, 10 times
Vautravers	4 vs. SIU, 1-21-12	3 vs. Bradley, 1-13-12	1 vs. Chicago State, 12-14-11	0 0	
Wessel	8 vs. Chicago State, 12-14-11	3, two times	2, four times	0 2, two times	
White	10 vs. SIU, 1-21-12	8, two times	2 vs. CSFullerton, 12-01-11	1 vs. Newman, 12-19-11	1 vs. CSFullerton, 12-01-11
Williams	12 vs. Cha So, 11-13-11/Newman, 12-19-11	<u>7 at Creighton, 2-11-12</u>	<u>10 vs. Evansville, 1-25-12</u>	1, four times	2, seven times

Player	Points	Career Highs (Highs from 2011-12 are underlined)			
		Rebounds	Assists	Blocks	Steals
David Kyles	20 vs. TSU, 11-16-10; at MSU, 2-26-11	<u>7, eight times</u>	<u>6 vs. Drake, 2-25-12</u>	2, Five Times	4 at UMKC, 12-9-09
Toure' Murry	<u>24 vs. Temple, 11-20-11/at UNI, 1-18-12</u>	11, two times	<u>8 vs. UNLV, 12-04-11</u>	<u>3 vs. Evansville, 1-25-12</u>	5 vs. UAM, 11-18-09
Ehimen Orukpe	<u>7 at Bradley, 12-28-11</u>	7 vs. TSU, 11-16-10	0 <u>3, two times</u>	<u>1, fopur times</u>	
Joe Ragland	<u>31 vs. UNLV, 12-04-11</u>	<u>7 vs. Alabama, 11-18-11</u>	9 vs. Creighton, 2-23-11	1, nine times	<u>3, two times</u>
Ben Smith	<u>22 vs. Chicago State, 12-14-11; at CU, 2-11-12</u>	7 at UE, 2-15-11; vs. VCU, 2-18-11	<u>3, seven times</u>	<u>2 vs. Indiana State, 2-4-12</u>	<u>2, three times</u>
Garrett Stutz	<u>29 at Evansville, 1-4-12</u>	<u>15 vs. Indiana State, 2-4-12</u>	<u>4, two times</u>	<u>4, two times</u>	2, three times
Demetric Williams	14 vs. Chicago St., 12-1-10	<u>7 at Creighton, 2-11-12</u>	<u>10 vs. Evansville, 1-25-12</u>	1, three times	3 at Bradley, 2-24-10

David Kyles

24



6-4, 186, Sr., G
Dallas, Texas
(Dallas Kimball HS)



Opponent	Date	gs	min	Total		3-Pointers		Free throws		Rebounds				pf	a	t/o	blk	stl	pts	avg
				fg-fga	pct	3fg-fga	pct	ft-fa	pct	off	def	tot	avg							
CHARLESTON SOUTHER	11-13-11	*	23	6-11	.545	5-8	.625	2-3	.667	0	4	4	4.0	2	4	1	1	0	19	19.0
vs COLORADO	11/17/11	*	33	4-7	.571	2-5	.400	0-0	.000	0	3	3	3.5	0	4	2	0	3	10	14.5
vs ALABAMA	11/18/11	*	28	0-6	.000	0-4	.000	0-0	.000	0	2	2	3.0	2	4	4	1	2	0	9.7
vs TEMPLE	11/20/11	*	31	3-8	.375	2-5	.400	3-8	.375	2	2	4	3.3	1	3	0	1	2	11	10.0
UAB	11-25-11	*	25	2-7	.286	1-6	.167	2-2	1.000	1	6	7	4.0	0	1	1	0	1	7	9.4
CAL STATE FULLERTON	12-01-11	*	26	5-10	.500	2-5	.400	2-2	1.000	2	5	7	4.5	3	2	5	0	1	14	10.2
UNLV	12-04-11	*	24	3-6	.500	2-5	.400	0-0	.000	0	5	5	4.6	2	5	1	0	0	8	9.9
at Tulsa	12/07/11	*	29	3-7	.429	2-4	.500	2-2	1.000	1	3	4	4.5	2	3	3	0	1	10	9.9
UTAH STATE	12-10-11	*	28	6-13	.462	6-12	.500	0-0	.000	2	4	6	4.7	3	3	1	0	1	18	10.8
CHICAGO STATE	12-14-11	*	13	3-6	.500	1-4	.250	3-3	1.000	0	2	2	4.4	0	1	3	0	1	10	10.7
NEWMAN UNIVERSITY	12-19-11	*	13	2-4	.500	2-3	.667	2-2	1.000	1	4	5	4.5	0	0	1	0	1	8	10.5
at Bradley	12-28-11	*	29	4-13	.308	3-9	.333	0-0	.000	1	3	4	4.4	2	3	1	0	3	11	10.5
CREIGHTON	12-31-11	*	35	3-11	.273	2-9	.222	3-3	1.000	0	3	3	4.3	0	0	0	0	1	11	10.5
at UE	1/4/12	*	20	1-2	.500	1-2	.500	0-0	.000	0	1	1	4.1	0	1	0	1	0	3	10.0
at Southern Illinois	1/07/12	*	16	2-5	.400	2-5	.400	0-0	.000	1	3	4	4.1	0	0	1	0	0	6	9.7
ILLINOIS STATE	01-10-12	*	21	2-8	.250	1-6	.167	0-0	.000	0	1	1	3.9	1	1	0	0	0	5	9.4
BRADLEY	01-13-12	*	25	6-9	.667	4-6	.667	0-0	.000	0	3	3	3.8	0	1	1	0	0	16	9.8
at Indiana State	01-15-12	*	26	5-6	.833	4-5	.800	2-2	1.000	2	0	2	3.7	1	1	2	0	1	16	10.2
at UNI	01/18/12	*	25	1-5	.200	0-3	.000	0-0	.000	2	4	6	3.8	3	2	1	0	1	2	9.7
SOUTHERN ILLINOIS	01-21-12	*	16	3-8	.375	2-6	.333	3-3	1.000	0	2	2	3.8	0	1	0	0	1	11	9.8
EVANSVILLE	01-25-12	*	25	4-6	.667	1-3	.333	3-3	1.000	0	2	2	3.7	1	0	0	1	1	12	9.9
at Drake	01/28/12	*	32	1-12	.083	0-8	.000	0-0	.000	1	2	3	3.6	1	2	1	0	2	2	9.5
at Missouri State	02/01/12	*	15	0-4	.000	0-4	.000	0-0	.000	0	2	2	3.6	0	0	1	0	0	0	9.1
INDIANA STATE	02-04-12	*	24	0-1	.000	0-0	.000	0-0	.000	0	3	3	3.5	1	1	0	0	1	0	8.8
UNI	02-08-12	*	21	5-5	1.000	4-4	1.000	2-2	1.000	0	3	3	3.5	1	2	1	0	2	16	9.0
at Creighton	02-11-12	*	20	1-1	1.000	0-0	.000	0-0	.000	0	3	3	3.5	0	2	0	0	0	2	8.8
MISSOURI STATE	02-15-12	*	19	4-5	.800	2-3	.667	2-2	1.000	0	5	5	3.6	1	2	2	0	0	12	8.9
at Davidson	02/18/12	*	21	2-6	.333	1-3	.333	0-0	.000	0	3	3	3.5	2	3	1	2	1	5	8.8
at Illinois State	02-22-12	*	25	2-5	.400	0-3	.000	1-2	.500	1	2	3	3.5	1	3	2	0	2	5	8.6
DRAKE	02-25-12	*	28	5-12	.417	0-6	.000	3-4	.750	1	6	7	3.6	0	6	0	1	1	13	8.8

Career

Year	GP	GS	Min	Avg	FG- FGA	Pct	FG- FGA	Pct	FT- FTA	Pct	Off-Def-Tot	Avg	PF- FO	Ast	TO	Blk	Stl	Pts	Avg
2008-09	29	0	301	10.4	28-64	.438	6-19	.316	12-16	.750	8-30-38	1.3	12-0	16	23	3	10	74	2.6
2009-10	29	2	581	20.0	56-139	.403	17-54	.315	21-34	.618	20-60-80	2.8	37-0	48	30	14	24	150	5.2
2010-11	37	21	817	22.1	119-282	.422	75-190	.395	31-43	.721	15-90-105	2.8	36-0	50	35	10	28	344	9.3
2011-12	30	12	716	23.9	88-209	.421	52-146	.356	35-43	.814	18-91-109	3.6	30-0	61	36	8	30	263	8.8
TOTAL	125	35	2415	19.3	291-694	.419	150-409	.367	99-136	.728	61-271-332	2.7	115-0	175	124	35	92	831	6.6

Kyles' Honors

2010-11 Honors:

MVC All-Improved Team
Cleo Littleton Most Improved Player Team Award

2009-10 Honors:

Slam Dunk Contest Winner at Shocker Madness
Shocker Radio Player of the Game

2008-09 Honors:

Shocker Radio Player of the Game against Georgetown


Career Highs

Points.....	20 (Two times)
Field Goals.....	8 vs. Chaminade, 11-23-11
3pt Field Goals	6 vs. Utah State, 12-10-11
Free Throws.....	5 (Two times)
Rebounds.....	7 (Seven times)
Assists.....	6, vs. Drake, 2-25-12
Steals.....	4 at UMKC, 12-9-09
Blocks.....	2 (Five times)
Minutes.....	35 vs. Creighton, 12-31-11

Toure' Murry

23

6-5, 199, Sr., G
Houston, Texas
(Klein Forest HS)



Opponent	Date	gs	min	Total		3-Pointers		Free throws		Rebounds				pf	a	t/o	blk	stl	pts	avg
				fg-fga	pct	3fg-fga	pct	ft-fa	pct	off	def	tot	avg							
CHARLESTON SOUTHER	11-13-11		12	2-4	.500	0-0	.000	0-0	.000	2	1	3	3.0	0	1	1	0	1	4	4.0
vs COLORADO	11/17/11		22	6-13	.462	2-5	.400	3-4	.750	2	3	5	4.0	2	2	5	0	1	17	10.5
vs ALABAMA	11/18/11		29	8-16	.500	1-3	.333	4-5	.800	2	3	5	4.3	3	1	2	0	1	21	14.0
vs TEMPLE	11/20/11	*	42	9-20	.450	1-4	.250	5-6	.833	2	5	7	5.0	4	4	3	1	1	24	16.5
UAB	11-25-11	*	19	1-7	.143	0-1	.000	6-7	.857	2	3	5	5.0	0	1	0	0	1	8	14.8
CAL STATE FULLERTON	12-01-11	*	29	2-6	.333	0-2	.000	4-7	.571	2	1	3	4.7	2	7	2	0	2	8	13.7
UNLV	12-04-11	*	34	5-10	.500	1-4	.250	0-0	.000	1	3	4	4.6	2	8	4	0	0	11	13.3
at Tulsa	12/07/11	*	36	5-8	.625	0-1	.000	7-8	.875	0	6	6	4.8	1	3	2	1	1	17	13.8
UTAH STATE	12-10-11	*	34	3-7	.429	0-1	.000	6-8	.750	3	4	7	5.0	3	4	2	1	0	12	13.6
CHICAGO STATE	12-14-11	*	15	2-8	.250	0-3	.000	1-2	.500	4	4	8	5.3	0	3	1	0	0	5	12.7
NEWMAN UNIVERSITY	12-19-11	*	18	2-5	.400	0-0	.000	5-9	.556	0	3	3	5.1	0	2	2	0	0	9	12.4
at Bradley	12-28-11	*	24	4-9	.444	0-0	.000	4-4	1.000	1	5	6	5.2	1	4	2	0	1	12	12.3
CREIGHTON	12-31-11	*	27	1-7	.143	0-1	.000	3-4	.750	4	1	5	5.2	2	1	4	0	3	5	11.8
at UE	1/4/12		27	3-10	.300	2-3	.667	2-2	1.000	0	6	6	5.2	2	2	2	0	0	10	11.6
at Southern Illinois	1/07/12		31	3-9	.333	1-3	.333	8-10	.800	2	2	4	5.1	1	4	3	0	2	15	11.9
ILLINOIS STATE	01-10-12	*	29	4-9	.444	0-2	.000	6-7	.857	0	4	4	5.1	2	2	3	0	1	14	12.0
BRADLEY	01-13-12	*	25	1-3	.333	1-1	1.000	1-2	.500	2	1	3	4.9	1	6	5	1	0	4	11.5
at Indiana State	01-15-12	*	33	5-13	.385	0-3	.000	6-6	1.000	3	6	9	5.2	2	3	1	0	0	16	11.8
at UNI	01/18/12	*	35	8-10	.800	2-3	.667	6-6	1.000	0	2	2	5.0	3	0	0	0	3	24	12.4
SOUTHERN ILLINOIS	01-21-12	*	24	3-8	.375	0-0	.000	2-4	.500	1	0	1	4.8	0	3	1	0	2	8	12.2
EVANSVILLE	01-25-12	*	35	6-10	.600	1-2	.500	1-2	.500	0	3	3	4.7	1	1	4	3	2	14	12.3
at Drake	01/28/12	*	43	6-18	.333	1-2	.500	3-3	1.000	3	7	10	5.0	5	3	1	0	3	16	12.5
at Missouri State	02/01/12	*	30	3-11	.273	0-3	.000	4-4	1.000	2	2	4	4.9	3	2	2	0	2	10	12.3
INDIANA STATE	02-04-12	*	36	5-11	.455	0-1	.000	4-6	.667	1	4	5	4.9	1	5	1	0	2	14	12.4
UNI	02-08-12	*	30	6-15	.400	0-0	.000	0-0	.000	0	3	3	4.8	0	5	1	0	0	12	12.4
at Creighton	02-11-12	*	31	4-10	.400	1-1	1.000	2-2	1.000	2	4	6	4.9	1	2	1	0	0	11	12.3
MISSOURI STATE	02-15-12	*	36	1-6	.167	0-1	.000	0-0	.000	0	4	4	4.9	0	8	1	0	1	2	12.0
at Davidson	02/18/12	*	32	6-10	.600	0-0	.000	4-5	.800	0	4	4	4.8	0	6	2	0	1	16	12.1
at Illinois State	02-22-12	*	17	4-6	.667	1-1	1.000	0-0	.000	0	3	3	4.8	4	3	3	1	1	9	12.0
DRAKE	02-25-12	*	32	7-15	.467	0-2	.000	0-0	.000	1	6	7	4.8	2	3	2	0	3	14	12.1
Career	G- GS	Min	Avg	FG- FGA	Pct	FG- FGA	Pct	FT- FTA	Pct	Off-Def- Tot	Avg	PF- FO	Ast	TO	Blk	Stl	Pts	Avg		
2008-09	34- 34	960	28.2	128- 345	.371	51- 159	.321	67- 89	.753	28-100-128	3.8	69- 0	85	94	13	44	374	11.0		
2009-10	35- 35	1106	31.6	142- 335	.424	42- 127	.331	92- 130	.708	37-138-175	5.0	62- 1	109	74	9	49	418	11.9		
2010-11	37- 33	965	26.1	109- 268	.407	26- 92	.283	102- 128	.797	42-125-167	4.5	55- 0	125	99	10	45	346	9.4		
2011-12	30- 25	867	28.9	125- 294	.425	15- 53	.283	97- 123	.789	42-103-145	4.8	48- 1	99	63	8	35	362	12.1		
TOTAL	136- 127	3898	28.7	504- 1242	.406	134- 431	.311	358- 470	.762	149-466-615	4.5	234- 2	418	330	40	173	1500	11.0		

Murry's Honors

2011-12 Honors:

All-MVC Honorable Mention; All-MVC Defensive Team;
1,500 Points; 600 Rebounds; 400 Assists; 170 Steals

2010-11 Honors:

All-MVC Second Team; 1,000 Points Scored at WSU

2009-10 Honors:

All-MVC Honorable Mention; MVC all-Defensive Team

2008-09 Honors:

MVC All-Newcomer Team; MVC All-Freshman Team; MVC Newcomer of the Week Two Times; Wichita Eagle Most Outstanding Player

Career Highs

Points.....	24 vs. Temple, 11-20-11; vs. UNI, 1-18-12
Field Goals.....	9 vs. Missouri State, 2-10-09; vs. Temple, 11-20-11
3pt Field Goals	5 vs. Cleveland State, 2-21-09
Free Throws.....	8 vs. Evansville, 1-25-09; at SIU, 1-27-12
Rebounds.....	11 (Two times)
Assists	8 vs. UNLV, 12-4-11
Steals	5 vs. Ark-Mont., 11-18-09
Blocks	5 vs. Evansville, 1-25-12
Minutes.....	38 (Two times)

Garrett Stutz

41

7-0, 255, Sr., C
 Kansas City, Mo.
 (North KC HS)



Opponent	Date	gs	min	Total		3-Pointers		Free throws		Rebounds					pts	avg				
				fg-fga	pct	3fg-fga	pct	ft-fa	pct	off	def	tot	avg	pf			a	t/o	blk	stl
CHARLESTON SOUTHER	11-13-11	*	9	2-4	.500	0-0	.000	0-0	.000	2	1	3	3.0	3	0	1	0	0	4	4.0
vs COLORADO	11/17/11	*	30	7-14	.500	0-1	.000	0-1	.000	5	6	11	7.0	3	1	1	1	0	14	9.0
vs ALABAMA	11/18/11	*	17	2-4	.500	0-0	.000	1-2	.500	3	6	9	7.7	4	1	2	0	0	5	7.7
vs TEMPLE	11/20/11	*	40	5-12	.417	0-3	.000	3-3	1.000	3	11	14	9.3	1	3	2	2	1	13	9.0
UAB	11-25-11	*	17	7-10	.700	0-0	.000	3-4	.750	3	0	3	8.0	3	0	1	0	0	17	10.6
CAL STATE FULLERTON	12-01-11	*	19	2-7	.286	0-0	.000	2-3	.667	1	4	5	7.5	2	1	2	0	0	6	9.8
UNLV	12-04-11	*	22	5-8	.625	1-3	.333	2-3	.667	2	2	4	7.0	3	1	1	0	0	13	10.3
at Tulsa	12/07/11	*	24	5-9	.556	1-1	1.000	4-6	.667	0	7	7	7.0	4	0	1	1	1	15	10.9
UTAH STATE	12-10-11	*	27	3-7	.429	0-0	.000	0-1	.000	3	5	8	7.1	3	3	4	3	0	6	10.3
CHICAGO STATE	12-14-11	*	14	3-4	.750	0-0	.000	3-3	1.000	0	2	2	6.6	3	2	0	1	1	9	10.2
NEWMAN UNIVERSITY	12-19-11	*	17	6-7	.857	0-0	.000	4-4	1.000	3	2	5	6.5	0	2	4	0	1	16	10.7
at Bradley	12-28-11	*	19	5-6	.833	0-0	.000	4-4	1.000	3	7	10	6.8	3	2	0	0	0	14	11.0
CREIGHTON	12-31-11	*	19	2-8	.250	0-2	.000	1-1	1.000	0	4	4	6.5	3	1	2	0	0	5	10.5
at UE	1/4/12	*	36	12-14	.857	0-0	.000	5-5	1.000	3	7	10	6.8	2	4	6	3	1	29	11.9
at Southern Illinois	1/07/12	*	29	7-11	.636	0-0	.000	2-3	.667	2	5	7	6.8	3	2	1	0	1	16	12.1
ILLINOIS STATE	01-10-12	*	31	4-12	.333	0-1	.000	4-6	.667	3	7	10	7.0	2	0	0	4	1	12	12.1
BRADLEY	01-13-12	*	22	5-8	.625	0-0	.000	6-6	1.000	3	10	13	7.4	2	2	0	0	0	16	12.4
at Indiana State	01-15-12	*	20	1-4	.250	0-0	.000	6-6	1.000	1	10	11	7.6	4	0	2	0	0	8	12.1
at UNI	01/18/12	*	30	6-10	.600	0-1	.000	5-6	.833	2	7	9	7.6	3	2	2	0	0	17	12.4
EVANSVILLE	01-25-12	*	27	9-11	.818	0-2	.000	5-7	.714	0	8	8	7.7	1	0	2	2	0	23	12.9
at Drake	01/28/12	*	50	10-16	.625	1-3	.333	6-6	1.000	0	5	5	7.5	5	0	7	2	1	27	13.6
at Missouri State	02/01/12	*	33	10-14	.714	1-2	.500	4-5	.800	2	9	11	7.7	3	1	1	1	0	25	14.1
INDIANA STATE	02-04-12	*	33	7-16	.438	0-0	.000	10-12	.833	1	14	15	8.0	1	0	4	5	0	24	14.5
UNI	02-08-12	*	27	5-10	.500	0-1	.000	0-0	.000	2	10	12	8.2	1	1	0	1	1	10	14.3
at Creighton	02-11-12	*	13	3-6	.500	2-2	1.000	0-0	.000	1	0	1	7.9	4	1	2	0	0	8	14.1
MISSOURI STATE	02-15-12	*	32	7-8	.875	4-4	1.000	3-4	.750	1	9	10	8.0	1	1	2	0	0	21	14.3
at Davidson	02/18/12	*	24	4-8	.500	0-1	.000	0-2	.000	1	4	5	7.9	2	1	4	3	0	8	14.1
at Illinois State	02-22-12	*	30	5-15	.333	0-1	.000	2-2	1.000	3	11	14	8.1	2	1	4	1	1	12	14.0
DRAKE	02-25-12	*	19	4-10	.400	0-2	.000	7-7	1.000	1	4	5	8.0	1	0	2	0	1	15	14.1

Career

Year	GP- GS	Min	Avg	FG- FGA	Pct	3FG- FGA	Pct	FT- FTA	Pct	Off-Def-	Tot	Avg	PF- FO	A	TO	Blk	Stl	Pts	Avg
2008-09	34- 12	424	12.5	57- 121	.471	5- 14	.357	24- 35	.686	30- 57-	87	2.6	65- 1	7	36	21	5	143	4.2
2009-10	35- 5	579	16.5	99- 205	.483	6- 26	.231	70- 92	.761	64- 89-	153	4.4	94- 2	20	43	19	9	274	7.8
2010-11	37- 5	543	14.7	96- 179	.536	8- 26	.308	65- 92	.707	41- 88-	129	3.5	76- 1	36	37	28	10	265	7.2
2011-12	29- 29	730	25.2	153- 273	.560	10- 30	.333	92- 112	.821	54-177-	231	8.0	72- 1	33	60	30	11	408	14.1
TOTAL	135- 51	2276	16.9	405- 778	.521	29- 96	.302	251- 331	.758	189-411-	600	4.4	307- 5	96	176	98	35	1090	8.1

Stutz' Honors

2011-12 Honors:

MVC First Team; MVC Most Improved Team

2010-11 Honors:

NIT All-Tournament Team; all-MVC Bench Team; Honorable Mention MVC all-Scholar Team

2009-10 Honors:

all-MVC Bench Team; all-MVC Most Improved Team; MVC all-Tournament Team; Xavier McDaniel Rebounding Award Winner; Three-time Shocker Radio Player of the Game

Career Highs

Points.....	29 at Evansville, 1-4-12
Field Goals.....	12 at Evansville, 1-4-12
3pt Field Goals	4 vs. Missouri State, 2-15-12
Free Throws.....	11 vs. Evansville, 2-17-10
Rebounds.....	15 vs. Indiana State, 2-4-12
Assists.....	4 (Two times)
Steals.....	2 (Three times)
Blocks.....	4, two times
Minutes.....	34 vs. Missouri State, 3-5-10

Ben Smith

20

6-5, 209, Sr., F
Oklahoma City, Okla.
(No. Okla. Enid College)



Opponent	Date	gs	min	Total		3-Pointers		Free throws		Rebounds				pf	a	t/o	blk	stl	pts	avg
				fg-fga	pct	3fg-fga	pct	ft-fa	pct	off	def	tot	avg							
CHARLESTON SOUTHER	11-13-11	*	19	3-6	.500	2-4	.500	2-4	.500	1	2	3	3.0	2	2	2	0	0	10	10.0
vs COLORADO	11/17/11	*	31	6-12	.500	4-7	.571	1-2	.500	2	4	6	4.5	1	1	3	1	1	17	13.5
vs ALABAMA	11/18/11	*	31	5-15	.333	4-8	.500	2-3	.667	1	1	2	3.7	2	0	1	1	1	16	14.3
vs TEMPLE	11/20/11	*	34	4-8	.500	0-3	.000	1-2	.500	3	3	6	4.3	3	0	1	1	1	9	13.0
UAB	11-25-11		19	3-9	.333	1-2	.500	0-2	.000	1	0	1	3.6	1	2	2	0	0	7	11.8
CAL STATE FULLERTON	12-01-11		19	1-4	.250	0-3	.000	0-0	.000	1	0	1	3.2	2	1	1	0	1	2	10.2
UNLV	12-04-11		19	1-4	.250	0-2	.000	1-3	.333	3	0	3	3.1	1	0	0	0	0	3	9.1
at Tulsa	12/07/11		25	3-6	.500	3-5	.600	2-2	1.000	0	4	4	3.3	3	0	1	0	0	11	9.4
UTAH STATE	12-10-11		17	2-5	.400	0-1	.000	3-3	1.000	0	1	1	3.0	1	0	1	0	0	7	9.1
CHICAGO STATE	12-14-11		18	8-11	.727	3-6	.500	3-3	1.000	4	1	5	3.2	1	2	0	0	1	22	10.4
NEWMAN UNIVERSITY	12-19-11	*	19	6-7	.857	4-5	.800	0-0	.000	1	0	1	3.0	2	0	1	0	2	16	10.9
at Bradley	12-28-11		15	3-5	.600	1-1	1.000	1-1	1.000	2	0	2	2.9	3	0	0	0	0	8	10.7
CREIGHTON	12-31-11		30	2-7	.286	2-6	.333	1-3	.333	1	2	3	2.9	3	0	0	0	1	7	10.4
at UE	1/4/12	*	35	3-8	.375	0-3	.000	0-0	.000	1	2	3	2.9	2	2	1	0	1	6	10.1
at Southern Illinois	1/07/12	*	23	1-4	.250	1-4	.250	2-2	1.000	0	2	2	2.9	3	0	1	0	0	5	9.7
ILLINOIS STATE	01-10-12		23	2-7	.286	1-4	.250	0-1	.000	3	3	6	3.1	2	0	1	0	0	5	9.4
BRADLEY	01-13-12		20	2-5	.400	1-3	.333	0-0	.000	0	0	0	2.9	2	1	0	1	0	5	9.2
at Indiana State	01-15-12		25	3-8	.375	3-5	.600	1-3	.333	2	0	2	2.8	2	1	0	0	1	10	9.2
at UNI	01/18/12		23	0-5	.000	0-5	.000	1-2	.500	0	2	2	2.8	0	0	1	0	0	1	8.8
SOUTHERN ILLINOIS	01-21-12	*	22	2-5	.400	0-2	.000	1-1	1.000	2	1	3	2.8	2	0	1	1	0	5	8.6
EVANSVILLE	01-25-12		20	1-2	.500	0-0	.000	2-2	1.000	1	3	4	2.9	2	3	0	0	0	4	8.4
at Drake	01/28/12		24	3-8	.375	1-5	.200	1-2	.500	1	0	1	2.8	2	0	0	0	2	8	8.4
at Missouri State	02/01/12	*	35	7-13	.538	5-9	.556	2-2	1.000	1	3	4	2.8	1	2	1	0	0	21	8.9
INDIANA STATE	02-04-12	*	33	3-7	.429	1-4	.250	0-1	.000	4	1	5	2.9	2	1	1	2	0	7	8.8
UNI	02-08-12	*	27	3-6	.500	2-4	.500	0-0	.000	1	1	2	2.9	1	2	1	0	1	8	8.8
at Creighton	02-11-12	*	31	8-12	.667	3-6	.500	3-3	1.000	1	5	6	3.0	2	0	1	0	0	22	9.3
MISSOURI STATE	02-15-12	*	31	3-6	.500	2-5	.400	6-7	.857	1	0	1	2.9	0	0	0	1	0	14	9.5
at Davidson	02/18/12	*	19	4-5	.800	1-1	1.000	0-0	.000	0	1	1	2.9	3	0	0	0	0	9	9.5
at Illinois State	02-22-12	*	37	3-12	.250	3-9	.333	2-2	1.000	1	3	4	2.9	1	2	1	0	1	11	9.5
DRAKE	02-25-12	*	30	6-12	.500	4-8	.500	2-2	1.000	2	2	4	2.9	0	0	2	1	0	18	9.8

Career Year	GP- GS	Min	Avg	FG- FGA	Pct	FG- FGA	Pct	FT- FTA	Pct	Off-Def- Tot	Avg	PF- FO	Ast	TO	Blk	Stl	Pts	Avg
2010-11	37- 3	611	16.5	81- 161	.503	34- 88	.386	52- 68	.765	48- 33- 81	2.2	38- 0	46	25	2	15	248	6.7
2011-12	30- 16	754	25.1	101- 224	.451	52- 130	.400	40- 58	.690	41- 47 88	2.9	52 0	22	25	9	14	294	9.8
TOTAL	67- 19	1365	20.4	182- 385	.473	86- 218	.394	92- 126	.730	89- 80 169	2.5	90 0	68	50	11	29	542	8.1

Smith's Honors

2011-12 Honors:
MVC All-Defensive Team

2010-11 Honors:

Missouri Valley Conference Sixth Man of the Year
Captain of the all-MVC Bench Team
Shafer Dart Most Inspirational Player Team Award

Career Highs

Points..... 22 vs. Chicago State, 12-14-11; at Creighton, 2-11-12
Field Goals..... 8 (Two Times)
3pt Field Goals 5 at Missouri State, 2-1-12
Free Throws..... 6 (Three times)
Rebounds..... 7 (Two times)
Assists..... 5 vs. Alabama, 3-31-11
Steals 2 (Four times)
Blocks 2 vs. Indiana State, 2-4-12
Minutes..... 38 vs. Indiana St., 1-22-11

Joe Ragland 1

6-0, 185, Sr. (tr), G
 W. Springfield, Mass.
 (North Platte CC)



Opponent	Date	gs	min	Total		3-Pointers		Free throws		Rebounds				pf	a	t/o	blk	stl	pts	avg
				fg-fga	pct	3fg-fga	pct	ft-fa	pct	off	def	tot	avg							
CHARLESTON SOUTHER	11-13-11	*	14	1-2	.500	0-1	.000	0-0	.000	0	1	1	1.0	2	3	1	0	2	2	2.0
vs COLORADO	11/17/11	*	30	2-5	.400	0-2	.000	0-0	.000	0	4	4	2.5	4	4	1	0	2	4	3.0
vs ALABAMA	11/18/11	*	37	5-13	.385	2-5	.400	2-3	.667	3	4	7	4.0	2	2	5	0	2	14	6.7
vs TEMPLE	11/20/11	*	19	4-7	.571	0-1	.000	0-0	.000	0	1	1	3.3	5	2	1	1	0	8	7.0
UAB	11-25-11	*	26	2-3	.667	0-1	.000	5-6	.833	0	3	3	3.2	2	4	3	0	0	9	7.4
CAL STATE FULLERTON	12-01-11	*	23	5-6	.833	3-4	.750	2-2	1.000	0	1	1	2.8	1	3	2	0	1	15	8.7
UNLV	12-04-11	*	35	9-12	.750	8-9	.889	5-6	.833	0	5	5	3.1	1	3	0	0	1	31	11.9
at Tulsa	12/07/11	*	36	4-9	.444	0-2	.000	3-4	.750	1	3	4	3.3	2	4	2	0	0	11	11.8
UTAH STATE	12-10-11	*	33	6-10	.600	4-7	.571	3-3	1.000	2	4	6	3.6	1	3	1	0	0	19	12.6
CHICAGO STATE	12-14-11	*	16	4-6	.667	1-3	.333	3-3	1.000	0	3	3	3.5	0	6	0	0	1	12	12.5
NEWMAN UNIVERSITY	12-19-11	*	22	5-7	.714	0-2	.000	1-2	.500	0	4	4	3.5	2	6	2	0	1	11	12.4
at Bradley	12-28-11	*	16	4-7	.571	2-3	.667	2-2	1.000	0	0	0	3.3	2	3	2	0	1	12	12.3
CREIGHTON	12-31-11	*	26	3-10	.300	1-6	.167	5-8	.625	0	2	2	3.2	4	3	3	0	0	12	12.3
at UE	1/4/12	*	22	2-3	.667	1-2	.500	1-2	.500	0	1	1	3.0	3	1	5	0	0	6	11.9
at Southern Illinois	1/07/12	*	33	9-16	.563	2-5	.400	0-2	.000	2	1	3	3.0	2	3	1	0	2	20	12.4
ILLINOIS STATE	01-10-12	*	33	6-8	.750	1-3	.333	2-2	1.000	0	4	4	3.1	3	4	2	0	0	15	12.6
at Indiana State	01-15-12	*	31	1-7	.143	1-4	.250	5-5	1.000	0	0	0	2.9	2	3	1	0	2	8	12.3
at UNI	01/18/12	*	29	3-6	.500	3-5	.600	4-4	1.000	0	1	1	2.8	4	1	3	0	2	13	12.3
SOUTHERN ILLINOIS	01-21-12	*	23	5-10	.500	0-3	.000	1-1	1.000	0	3	3	2.8	0	5	1	0	0	11	12.3
EVANSVILLE	01-25-12	*	16	1-2	.500	1-1	1.000	5-6	.833	0	1	1	2.7	4	2	0	0	0	8	12.1
at Drake	01/28/12	*	35	8-15	.533	4-6	.667	5-5	1.000	0	6	6	2.9	4	6	3	0	2	25	12.7
at Missouri State	02/01/12	*	23	4-6	.667	2-3	.667	0-0	.000	0	2	2	2.8	2	4	3	0	0	10	12.5
INDIANA STATE	02-04-12	*	35	4-12	.333	0-2	.000	3-4	.750	1	2	3	2.8	1	3	1	0	3	11	12.5
UNI	02-08-12	*	29	7-9	.778	5-7	.714	0-0	.000	0	3	3	2.8	2	3	4	0	0	19	12.8
at Creighton	02-11-12	*	32	9-12	.750	2-4	.500	4-4	1.000	1	3	4	2.9	2	6	1	1	0	24	13.2
MISSOURI STATE	02-15-12	*	31	4-9	.444	1-4	.250	0-0	.000	0	4	4	2.9	3	5	4	0	2	9	13.0
at Davidson	02/18/12	*	32	11-14	.786	3-4	.750	5-5	1.000	2	5	7	3.1	1	1	1	0	0	30	13.7
at Illinois State	02-22-12	*	32	5-10	.500	4-7	.571	0-0	.000	1	1	2	3.0	0	4	2	0	1	14	13.7
DRAKE	02-25-12	*	12	0-1	.000	0-1	.000	0-1	.000	0	0	0	2.9	1	1	0	0	0	0	13.2

Career Year	GP- GS	Min	Avg	FG- FGA	Pct	FG- FGA	Pct	FT- FTA	Pct	Off-Def- Tot	Avg	PF- FO	Ast	TO	Blk	Stl	Pts	Avg
2010-11	37- 19	777	21.0	86- 194	.443	30- 96	.313	57- 65	.877	10- 53- 63	1.7	78- 1	104	43	9	23	259	7.0
2011-12	29- 29	781	26.9	133- 237	.561	51- 107	.477	66 80	.825	13- 72- 85	2.9	62- 1	98	55	2	25	383	13.2
TOTAL	66- 48	1558	23.6	219- 431	.508	81- 203	.399	123 145	.848	23-125-148	2.2	140- 2	202	98	11	48	642	9.7

Ragland's Honors

2011-12 Honors:
 All-Valley First Team; All-Valley Most Improved Team

2010-11 Honors:
 Warren Jabali Assists Team Award Winner

Career Highs

Points.....	31 vs. UNLV, 12-4-11
Field Goals.....	11 at Davidson, 2-18-12
3pt Field Goals	8 vs. UNLV, 12-4-11
Free Throws.....	8 vs. Indiana State, 1-22-11
Rebounds.....	7 (Two Times)
Assists.....	9 vs. Creighton, 2-23-11
Steals.....	4 vs. Creighton, 2-23-11
Blocks.....	1 (Nine Times)
Minutes.....	37vs Alabama, 11-18-11

Demetric Williams 5

6-2, 177, Jr., G
Las Vegas, Nev.
(Cheyenne HS)



Opponent	Date	gs	min	Total		3-Pointers		Free throws		Rebounds					pts	avg				
				fg-fga	pct	3fg-fga	pct	ft-fa	pct	off	def	tot	avg	pf			a	t/o	blk	stl
CHARLESTON SOUTHER	11-13-11	*	24	5-5	1.000	2-2	1.000	0-0	.000	0	2	2	2.0	1	2	4	0	0	12	12.0
vs COLORADO	11/17/11	*	28	1-7	.143	0-3	.000	1-1	1.000	1	0	1	1.5	1	0	2	0	1	3	7.5
vs ALABAMA	11/18/11	*	17	0-2	.000	0-0	.000	0-0	.000	0	1	1	1.3	2	0	3	0	1	0	5.0
vs TEMPLE	11/20/11		16	0-2	.000	0-2	.000	0-0	.000	0	0	0	1.0	1	0	1	1	0	0	3.8
UAB	11-25-11		22	0-3	.000	0-2	.000	0-0	.000	0	0	0	0.8	1	2	0	0	1	0	3.0
CAL STATE FULLERTON	12-01-11		17	3-6	.500	0-1	.000	2-2	1.000	0	0	0	0.7	0	1	1	0	2	8	3.8
UNLV	12-04-11		17	1-3	.333	0-0	.000	0-0	.000	0	0	0	0.6	3	1	0	0	0	2	3.6
at Tulsa	12/07/11		16	0-0	.000	0-0	.000	2-2	1.000	0	0	0	0.5	3	2	2	1	0	2	3.4
UTAH STATE	12-10-11		20	1-4	.250	1-4	.250	3-6	.500	0	2	2	0.7	1	2	2	0	0	6	3.7
CHICAGO STATE	12-14-11		17	2-5	.400	1-4	.250	2-2	1.000	0	2	2	0.8	0	3	1	0	2	7	4.0
NEWMAN UNIVERSITY	12-19-11		18	5-7	.714	1-2	.500	1-1	1.000	0	3	3	1.0	2	3	1	0	2	12	4.7
at Bradley	12-28-11		15	1-3	.333	0-1	.000	1-1	1.000	0	1	1	1.0	2	2	1	0	0	3	4.6
CREIGHTON	12-31-11		18	1-4	.250	0-2	.000	0-0	.000	0	4	4	1.2	0	1	0	0	0	2	4.4
at UE	1/4/12	*	25	2-3	.667	0-1	.000	2-2	1.000	0	1	1	1.2	3	4	1	0	2	6	4.5
at Southern Illinois	1/07/12	*	24	4-6	.667	2-2	1.000	1-2	.500	0	2	2	1.3	2	3	0	0	0	11	4.9
ILLINOIS STATE	01-10-12	*	32	3-4	.750	1-2	.500	2-2	1.000	0	2	2	1.3	3	2	1	0	1	9	5.2
BRADLEY	01-13-12	*	28	4-8	.500	0-3	.000	0-0	.000	0	1	1	1.3	1	2	0	0	2	8	5.4
at Indiana State	01-15-12	*	27	3-6	.500	2-3	.667	1-2	.500	0	0	0	1.2	2	1	1	0	1	9	5.6
at UNI	01/18/12	*	18	0-1	.000	0-1	.000	2-2	1.000	0	3	3	1.3	4	2	0	0	0	2	5.4
SOUTHERN ILLINOIS	01-21-12	*	25	3-5	.600	0-1	.000	2-2	1.000	0	0	0	1.3	3	3	2	0	2	8	5.5
EVANSVILLE	01-25-12	*	34	1-5	.200	1-1	1.000	4-4	1.000	0	3	3	1.3	2	10	1	0	1	7	5.6
at Drake	01/28/12	*	45	1-2	.500	0-1	.000	0-1	.000	2	1	3	1.4	4	4	3	0	1	2	5.4
at Missouri State	02/01/12	*	33	0-2	.000	0-0	.000	0-0	.000	1	0	1	1.4	2	5	0	0	2	0	5.2
INDIANA STATE	02-04-12	*	20	1-2	.500	0-0	.000	0-0	.000	0	1	1	1.4	5	0	2	0	1	2	5.0
UNI	02-08-12	*	26	1-3	.333	1-2	.500	0-0	.000	0	2	2	1.4	1	6	0	1	0	3	5.0
at Creighton	02-11-12	*	33	2-5	.400	0-0	.000	7-7	1.000	1	6	7	1.6	1	4	2	0	0	11	5.2
MISSOURI STATE	02-15-12	*	20	3-3	1.000	2-2	1.000	0-0	.000	0	1	1	1.6	3	1	2	0	1	8	5.3
at Davidson	02/18/12	*	32	3-5	.600	0-0	.000	2-2	1.000	0	6	6	1.8	2	1	1	1	0	8	5.4
at Illinois State	02-22-12	*	33	4-4	1.000	2-2	1.000	1-1	1.000	0	2	2	1.8	1	2	1	0	1	11	5.6
DRAKE	02-25-12	*	30	3-8	.375	1-4	.250	4-4	1.000	0	5	5	1.9	2	4	0	0	0	11	5.8

Career Year	GP- GS	Min	Avg	FG- FGA	Pct	FG- FGA	Pct	FT- FTA	Pct	Off-Def- Tot	Avg	PF- FO	Ast	TO	Blk	Stl	Pts	Avg
2009-10	34- 1	421	12.4	44- 100	.440	18- 53	.340	19- 29	.655	1- 23- 24	0.7	56- 1	35	37	3	21	125	3.7
2010-11	34- 1	464	13.6	49- 103	.476	16- 48	.333	29- 36	.806	4- 32- 36	1.1	48- 0	50	45	4	12	143	4.2
2011-12	30- 20	730	24.3	58- 123	.472	17- 48	.354	40- 46	.870	5- 51- 56	1.9	58- 1	73	35	4	24	173	5.8
TOTAL	98- 22	1615	16.5	151- 326	.463	51- 149	.342	88- 111	.793	10-106- 116	1.2	162- 2	158	117	11	57	441	4.5

Williams' Honors

2009-10 Honors:
Shocker Radio Player of the Game

Career Highs

Points.....	14 vs. Chicago St., 12-1-10
Field Goals.....	5 (Four Times)
3pt Field Goals	3 at Drake, 1-15-11
Free Throws.....	8 vs. Chicago St., 12-11-11
Rebounds.....	7 at Creighton, 2-11-12
Assists.....	10 vs. Evansville, 1-25-12
Steals	3 at Bradley Braves, 2-24-10
Blocks	1 (Six times)
Minutes.....	34 vs. Evansville, 1-25-12

Ehimen Orukpe 21

7-0, 251, Jr., C
Delta, Nigeria
(Three Rivers [Mo.] JC)



Opponent	Date	gs	min	Total		3-Pointers		Free throws		Rebounds					pts	avg				
				fg-fga	pct	3fg-fga	pct	ft-fa	pct	off	def	tot	avg	pf			a	t/o	blk	stl
CHARLESTON SOUTHER	11-13-11		20	1-4	.250	0-0	.000	3-4	.750	0	3	3	3.0	0	1	0	6	0	5	5.0
vs COLORADO	11/17/11		10	0-1	.000	0-0	.000	0-0	.000	0	3	3	3.0	0	0	0	0	1	0	2.5
vs ALABAMA	11/18/11		12	0-0	.000	0-0	.000	0-0	.000	0	1	1	2.3	2	0	0	2	0	0	1.7
vs TEMPLE	11/20/11		6	0-1	.000	0-0	.000	0-0	.000	0	1	1	2.0	2	0	1	0	0	0	1.3
UAB	11-25-11		17	1-2	.500	0-0	.000	2-2	1.000	0	3	3	2.2	3	1	2	0	0	4	1.8
CAL STATE FULLERTON	12-01-11		9	0-0	.000	0-0	.000	0-0	.000	1	3	4	2.5	0	0	3	0	0	0	1.5
UNLV	12-04-11		5	0-0	.000	0-0	.000	0-0	.000	0	2	2	2.4	2	0	0	0	0	0	1.3
at Tulsa	12/07/11		9	0-0	.000	0-0	.000	0-0	.000	0	0	0	2.1	1	0	0	2	1	0	1.1
UTAH STATE	12-10-11		7	0-0	.000	0-0	.000	2-2	1.000	0	0	0	1.9	1	1	1	1	0	2	1.2
CHICAGO STATE	12-14-11		12	1-2	.500	0-0	.000	0-2	.000	1	5	6	2.3	5	1	1	0	1	2	1.3
NEWMAN UNIVERSITY	12-19-11		18	0-2	.000	0-0	.000	1-2	.500	0	1	1	2.2	2	0	1	2	1	1	1.3
at Bradley	12-28-11		14	3-4	.750	0-0	.000	1-4	.250	1	5	6	2.5	2	0	2	0	0	7	1.8
CREIGHTON	12-31-11		4	0-1	.000	0-0	.000	0-0	.000	0	0	0	2.3	1	1	0	0	0	0	1.6
at Southern Illinois	1/07/12		7	0-1	.000	0-0	.000	0-0	.000	0	3	3	2.4	1	0	0	0	0	0	1.5
ILLINOIS STATE	01-10-12		2	0-1	.000	0-0	.000	0-0	.000	0	1	1	2.3	0	0	0	0	0	0	1.4
BRADLEY	01-13-12		10	2-2	1.000	0-0	.000	0-1	.000	0	4	4	2.4	0	0	3	0	1	4	1.6
at Indiana State	01-15-12		8	1-1	1.000	0-0	.000	0-0	.000	1	2	3	2.4	1	0	1	2	0	2	1.6
at UNI	01/18/12		2	0-0	.000	0-0	.000	0-0	.000	0	1	1	2.3	0	0	0	1	0	0	1.5
SOUTHERN ILLINOIS	01-21-12		22	2-2	1.000	0-0	.000	1-3	.333	0	9	9	2.7	2	2	0	4	1	5	1.7
EVANSVILLE	01-25-12		7	1-1	1.000	0-0	.000	0-0	.000	0	3	3	2.7	3	0	2	1	0	2	1.7
at Drake	01/28/12		3	0-0	.000	0-0	.000	0-0	.000	1	0	1	2.6	1	0	0	0	0	0	1.6
at Missouri State	02/01/12		2	0-0	.000	0-0	.000	0-0	.000	0	0	0	2.5	0	0	0	0	0	0	1.5
INDIANA STATE	02-04-12		0	0-0	.000	0-0	.000	0-0	.000	0	0	0	2.4	0	0	0	0	0	0	1.5
UNI	02-08-12		3	0-1	.000	0-0	.000	0-0	.000	0	1	1	2.3	1	0	0	0	0	0	1.4
at Creighton	02-11-12		3	0-0	.000	0-0	.000	0-0	.000	1	0	1	2.3	1	1	0	1	0	0	1.4
MISSOURI STATE	02-15-12		1	0-0	.000	0-0	.000	0-0	.000	0	0	0	2.2	1	0	0	1	0	0	1.3
at Davidson	02/18/12		4	0-0	.000	0-0	.000	0-0	.000	0	0	0	2.1	0	0	0	0	0	0	1.3
DRAKE	02-25-12		12	2-3	.667	0-0	.000	0-0	.000	3	3	6	2.3	2	0	2	4	0	4	1.4

Career Year	GP- GS	Min	Avg	FG- FGA	Pct	3FG- FGA	Pct	FT- FTA	Pct	Off-Def- Tot	Avg	PF- FO	Ast	TO	Blk	Stl	Pts	Avg
2010-11	19- 0	98	5.2	5- 12	.417	0- 0	.000	9- 20	.450	8- 27-	35 1.8	16- 0	0	16	8	3	19	1.0
2011-12	28- 0	229	8.2	14- 29	.483	0- 0	.000	10- 20	.500	9- 54-	63 2.3	34- 1	8	19	27	6	38	1.4
TOTAL	47- 0	327	7.0	19- 41	.463	0- 0	.000	19- 40	.475	17- 81-	98 2.1	50- 1	8	35	35	9	57	1.2

Career Highs

Points.....	7 at Bradley, 12-28-11
Field Goals.....	3 at Bradley, 12-28-11
3pt Field Goals.....	0
Free Throws.....	3 vs. Charleston Southern 11-13-11
Rebounds.....	9 vs. Southern Illinois, 1-21-12
Assists.....	2 vs. vs. Southern Illinois, 1-21-12
Steals.....	1 (Six Times)
Blocks.....	6 vs. Charleston Southern, 11-13-11
Minutes.....	22 vs. SIU, 1-21-12



James Anacreon

6-7, 205, Jr., F
 Queens, N.Y.
 (Lake Land [Ill.] CC/
 Frances Lewis HS)

2

Career Highs

Points.....	6 (Two Times)
Field Goals.....	3 (Two Times)
3pt Field Goals	0
Free Throws.....	1 (three Times)
Rebounds.....	6 vs. Chicago State, 12-14-11
Assists.....	0
Steals.....	3 at Bradley, 12-28-11
Blocks.....	1 (Three Times)
Minutes.....	16 vs. Chicago State, 12-14-11

Career Year	GP- GS	Min	Avg	FG- FGA	Pct	3FG- FGA	Pct	FT- FTA	Pct	Off-Def- Tot	Avg	PF- FO	Ast	TO	Blk	Stl	Pts	Avg
2011-12	11- 0	77	7.0	11- 22	.500	0- 2	.000	3- 7	.429	3- 13- 16	1.5	7- 0	0	3	3	5	25	2.3
TOTAL	11- 0	77	7.0	11- 22	.500	0- 2	.000	3- 7	.429	3- 13- 16	1.5	7- 0	0	3	3	5	25	2.3

Evan Wessel

6-5, 203, Fr., F
 Wichita, Kan.
 (Heights HS)

3



Career Highs

Points.....	8 vs. Chicago State, 12-14-11
Field Goals.....	3 vs. Chicago State, 12-14-11
3pt Field Goals	2 vs. Chicago State, 12-14-11
Free Throws.....	0
Rebounds.....	3 (Two Times)
Assists.....	2 (Four Times)
Steals.....	2 (Two Times)
Blocks.....	0
Minutes.....	20 vs. Chicago State, 12-14-11

Career Year	GP- GS	Min	Avg	FG- FGA	Pct	3FG- FGA	Pct	FT- FTA	Pct	Off-Def- Tot	Avg	PF- FO	Ast	TO	Blk	Stl	Pts	Avg
2011-12	12- 0	96	8.0	9- 25	.360	3- 13	.231	0- 2	.000	3- 9- 12	1.0	10- 0	10	5	0	5	21	1.8
TOTAL	12- 0	96	8.0	9- 25	.360	3- 13	.231	0- 2	.000	3- 9- 12	1.0	10- 0	10	5	0	5	21	1.8

Carl Hall

22



6-8, 233, Jr. (tr), F
 Cochran, Ga. (Northwest
 Florida State College)

Opponent	Date	gs	min	Total		3-Pointers		Free throws		Rebounds				pf	a	t/o	blk	stl	pts	avg
				fg-fga	pct	3fg-fga	pct	ft-fa	pct	off	def	tot	avg							
CHARLESTON SOUTHER	11-13-11		19	5-9	.556	0-0	.000	2-4	.500	5	4	9	9.0	2	1	0	1	0	12	12.0
vs COLORADO	11/17/11		16	1-1	1.000	0-0	.000	0-0	.000	1	4	5	7.0	2	0	0	1	1	2	7.0
vs ALABAMA	11/18/11		24	2-8	.250	0-0	.000	0-2	.000	7	5	12	8.7	3	1	0	1	0	4	6.0
vs TEMPLE	11/20/11	*	22	2-9	.222	0-0	.000	0-2	.000	3	2	5	7.8	1	2	1	0	0	4	5.5
UAB	11-25-11	*	14	3-4	.750	0-0	.000	1-1	1.000	2	4	6	7.4	3	0	0	1	0	7	5.8
CAL STATE FULLERTON	12-01-11	*	24	8-9	.889	0-0	.000	3-5	.600	2	6	8	7.5	2	0	1	2	0	19	8.0
UNLV	12-04-11	*	34	7-10	.700	0-0	.000	3-5	.600	2	1	3	6.9	3	2	0	1	1	17	9.3
at Tulsa	12/07/11	*	22	4-7	.571	0-0	.000	3-4	.750	2	0	2	6.3	4	0	0	0	1	11	9.5
UTAH STATE	12-10-11	*	28	4-9	.444	0-0	.000	3-5	.600	2	1	3	5.9	2	0	1	0	2	11	9.7
CHICAGO STATE	12-14-11	*	16	1-2	.500	0-0	.000	4-4	1.000	2	3	5	5.8	0	1	1	2	0	6	9.3
NEWMAN UNIVERSITY	12-19-11	*	20	5-8	.625	0-0	.000	0-0	.000	2	2	4	5.6	2	2	1	0	2	10	9.4
at Bradley	12-28-11	*	19	5-6	.833	0-0	.000	0-0	.000	5	3	8	5.8	3	2	1	1	0	10	9.4
CREIGHTON	12-31-11	*	29	7-9	.778	0-0	.000	3-4	.750	5	8	13	6.4	4	0	1	3	0	17	10.0
at UE	1/4/12	*	32	3-4	.750	0-0	.000	1-2	.500	2	6	8	6.5	2	1	0	1	1	7	9.8
at Southern Illinois	1/07/12	*	24	2-5	.400	0-0	.000	4-6	.667	5	4	9	6.7	3	0	2	0	0	8	9.7
ILLINOIS STATE	01-10-12	*	24	0-1	.000	0-0	.000	3-4	.750	1	1	2	6.4	4	0	1	0	0	3	9.3
BRADLEY	01-13-12	*	22	3-3	1.000	0-0	.000	5-6	.833	1	3	4	6.2	1	0	0	0	1	11	9.4
at Indiana State	01-15-12	*	23	2-7	.286	0-0	.000	1-3	.333	2	3	5	6.2	3	1	1	1	0	5	9.1
at UNI	01/18/12	*	30	5-10	.500	0-0	.000	1-2	.500	0	1	1	5.9	2	0	1	0	0	11	9.2
SOUTHERN ILLINOIS	01-21-12	*	11	4-6	.667	0-0	.000	3-4	.750	0	2	2	5.7	4	0	0	1	1	11	9.3
EVANSVILLE	01-25-12	*	27	5-7	.714	0-0	.000	2-5	.400	1	3	4	5.6	2	2	2	0	0	12	9.4
at Drake	01/28/12	*	41	2-5	.400	0-0	.000	2-2	1.000	1	7	8	5.7	4	0	3	1	0	6	9.3
at Missouri State	02/01/12		24	3-5	.600	0-0	.000	0-1	.000	2	4	6	5.7	3	2	2	2	0	6	9.1
INDIANA STATE	02-04-12		15	3-6	.500	0-0	.000	7-7	1.000	1	0	1	5.5	2	0	0	1	0	13	9.3
UNI	02-08-12		16	3-5	.600	0-0	.000	2-2	1.000	4	0	4	5.5	2	0	0	0	0	8	9.2
at Creighton	02-11-12		22	4-5	.800	0-0	.000	1-1	1.000	1	3	4	5.4	4	1	1	1	0	9	9.2
MISSOURI STATE	02-15-12		18	2-4	.500	0-0	.000	0-0	.000	0	0	0	5.2	0	0	0	1	0	4	9.0
at Davidson	02/18/12		23	4-6	.667	0-0	.000	5-7	.714	2	3	5	5.2	3	2	1	0	1	13	9.2
at Illinois State	02-22-12		12	1-1	1.000	0-0	.000	0-1	.000	0	1	1	5.1	4	0	0	0	1	2	8.9
DRAKE	02-25-12		18	0-1	.000	0-0	.000	1-2	.500	2	2	4	5.0	1	0	2	2	1	1	8.7

Career Year	GP- GS	Min	Avg	FG- FGA	Pct	3FG- FGA	Pct	FT- FTA	Pct	Off-Def- Tot	Avg	PF- FO	Ast	TO	Blk	Stl	Pts	Avg
2011-12	30- 19	669	22.3	100- 172	.581	0- 0	.000	60- 91	.659	65- 86- 151	5.0	75- 0	20	23	24	13	260	8.7
TOTAL	30- 19	669	22.3	100- 172	.581	0- 0	.000	60- 91	.659	65- 86- 151	5.0	75- 0	20	23	24	13	260	8.7

Hall's Honors

2011-12 Honors:

Valley Newcomer of the Year
 All-Valley Newcomer Team

Career Highs

Points.....	19 vs. Fullerton, 12-1-11
Field Goals.....	.8 vs. Fullerton, 12-1-11
3pt Field Goals.....	0
Free Throws.....	7 vs. Indiana State, 2-4-12
Rebounds.....	13 vs. Creighton, 12-31-11
Assists.....	2 (Seven Times)
Steals.....	2 (Two Times)
Blocks.....	3 vs. Creighton, 12-31-11
Minutes.....	34 vs. UNLV, 12-4-11

Jake White

6-8, 218, Fr., F
Chaska, Minn.
(Chaska HS)

50



Career Highs

Points.....	10 vs. SIU, 1-21-12
Field Goals.....	4 vs. SIU, 1-21-12
3pt Field Goals	2 vs. Bradley, 1-13-12
Free Throws.....	2 (Two Times)
Rebounds.....	8 (Two Times)
Assists.....	2 vs. Fullerton, 12-1-11
Steals	1 vs. Fullerton, 12-1-11
Blocks	1 vs. Newman, 12-19-11
Minutes.....	17 vs SIU, 1-21-12

Career Year	GP- GS	Min	Avg	FG- FGA	Pct	3FG- FGA	Pct	FT- FTA	Pct	Off-Def- Tot	Avg	PF- FO	Ast	TO	Blk	Stl	Pts	Avg
2011-12	18- 0	131	7.3	12- 30	.400	3- 11	.273	8- 15	.533	9- 30- 39	2.2	16- 0	3	5	1	1	35	1.9
TOTAL	18- 0	131	7.3	12- 30	.400	3- 11	.273	8- 15	.533	9- 30- 39	2.2	16- 0	3	5	1	1	35	1.9

Tekele Cotton

6-2, 203, Fr., G
Smyrna, Ga.
(Whitefield Academy)



Career Highs

Points.....	10 vs. Charleston Southern, 11-13-11
Field Goals.....	4 vs. Charleston Southern, 11-13-11
3pt Field Goals	2 vs. Charleston Southern, 11-13-11
Free Throws.....	4 vs. UAB, 11-25-11
Rebounds.....	6 vs. Bradley 1-13-12
Assists.....	5 vs. Newman, 12-19-11
Steals	3 (Two Times)
Blocks	1 (Two Times)
Minutes.....	24 vs. Chicago State, 12-14-11

32

Career Year	GP- GS	Min	Avg	FG- FGA	Pct	3FG- FGA	Pct	FT- FTA	Pct	Off-Def- Tot	Avg	PF- FO	Ast	TO	Blk	Stl	Pts	Avg
2011-12	29- 0	292	10.1	28- 56	.500	7- 21	.333	18- 27	.667	13- 27- 40	1.4	35- 0	22	21	2	19	81	2.8
TOTAL	29- 0	292	10.1	28- 56	.500	7- 21	.333	18- 27	.667	13- 27- 40	1.4	35- 0	22	21	2	19	81	2.8

**Exhibition
Nov. 8, 2011**

Stutz, Ragland Lead Shockers to 82-43 Exhibition Win

WICHITA -- Senior center Garrett Stutz and senior guard Joe Ragland scored 10 points each to lead Wichita State in an 82-43 exhibition win against Emporia State Tuesday at Charles Koch Arena.

A crowd of 9,862 watched the Shockers outscore the visiting Hornets, 50-23, in the second half while shooting 54.3 percent.

Junior forward Carl Hall picked up a game-high 11 rebounds, including seven offensive boards, and added nine points in the Shockers' lone exhibition of the season.

Antonio DiMaria led Emporia State with nine points.

Wichita State jumped out to an 8-3 lead in the first five minutes of the game, including three points each from Ragland and junior guard Demetric Williams.

Back-to-back three pointers by Emporia State cut the Shocker lead to 10-9 and the Hornets later tied the score, 13-13, on a jumper by Tola Lawal midway through the first half.

The Shockers responded with a 12-0 run that included a three-point play from Hall and three pointer from Randall Vautravrs to gain a 25-13 edge with under six minutes left in the half.

Wichita State closed the half with a five-point run to take a 32-20 lead at halftime.

Williams led the Shockers with seven points in the first half on 3-of-6 shooting.

Wichita State held the Hornets to 27.6 percent shooting in the half. Stutz and Ehimen Orukpe led the Shockers with four rebounds each.

The Shockers opened the second half on an 11-0 run, holding the Hornets without a field goal for the first 3:45. Ragland picked up five points during the run, and Ben Smith added four points.

Emporia State finished with 22 turnovers in the game. The Shockers outrebounded Emporia State, 46-33. Thirteen Shockers scored in the game.

Wichita State improved to 7-0 in exhibitions against Emporia State and 46-10 in exhibitions dating to the 1970-71 season.

**Official Basketball Box Score -- Game Totals -- Final Statistics
Emporia State vs Wichita State
11-08-11 7:05 p.m. at Wichita, Kan. (Charles Koch Arena)**

Emporia State 43

#	Player	Total		3-Ptr		Rebounds		PF	TP	A	TO	Blk	Stl	Min	
		FG	FGA	FG	FGA	Off	Def								Tot
10	DiMaria, Antonio	f	3-8	3-7	0-0	0	1	1	3	9	0	3	0	0	31
20	Bucholtz, Andrew	f	2-3	1-2	0-0	1	1	2	0	5	1	0	0	0	24
05	Pierce, Troy	c	3-8	0-1	0-0	2	2	4	5	6	0	5	0	0	29
03	Sights, Chris	g	2-7	1-1	1-1	0	3	3	2	6	2	4	0	2	30
21	Conner, Derrell	g	2-11	0-2	0-0	2	3	5	0	4	2	3	0	0	22
01	Lawal, Tola	g	3-8	0-2	2-4	0	3	3	2	8	1	3	0	1	18
02	Dykman, Travis	g	0-1	0-0	0-0	2	0	2	0	0	1	2	0	1	8
11	Euler, Taylor	g	1-3	1-2	0-1	0	4	4	0	3	0	1	0	0	18
12	Simmons, Chris	g	1-3	0-0	0-0	0	1	1	3	2	0	0	0	2	11
32	Ikhide, Justin	g	0-0	0-0	0-2	0	0	0	2	0	0	0	0	0	9
	Team					6	2	8						1	
	Totals		17-52	6-17	3-8	13	20	33	17	43	7	22	0	6	200

FG % 1st Half: 8-29 27.6% 2nd half: 9-23 39.1% Game: 17-52 32.7%
3FG % 1st Half: 3-10 30.0% 2nd half: 3-7 42.9% Game: 6-17 35.3%
FT % 1st Half: 1-1 100.0 2nd half: 2-7 28.6% Game: 3-8 37.5%

Wichita State 82

#	Player	Total		3-Ptr		Rebounds		PF	TP	A	TO	Blk	Stl	Min	
		FG	FGA	FG	FGA	Off	Def								Tot
22	HALL, Carl	f	2-5	0-0	5-5	7	4	11	0	9	2	0	1	0	20
41	STUTZ, Garrett	c	5-9	0-0	0-0	2	3	5	1	10	4	0	0	0	18
01	RAGLAND, Joe	g	4-7	0-1	2-2	2	3	5	0	10	6	0	1	0	16
05	WILLIAMS, Demetric	g	3-7	1-2	0-0	0	2	2	0	7	2	1	0	1	24
24	KYLES, David	g	2-4	1-2	0-0	1	2	3	1	5	1	1	0	1	18
03	WESSEL, Evan	g	3-6	2-4	0-0	1	0	1	1	8	1	1	0	1	16
04	ANACREON, James	g	2-6	0-2	1-2	1	2	3	3	5	0	2	2	0	12
15	VAUTRAVERS, Randall	g	1-2	1-2	0-0	0	1	1	0	3	2	0	0	0	9
20	SMITH, Ben	g	3-7	1-3	1-2	0	3	3	0	8	1	0	0	2	12
21	ORUKPE, Ehimen	g	1-3	0-0	1-5	4	2	6	0	3	0	2	3	1	13
31	BAKER, Ron	g	2-6	2-5	0-0	1	0	1	1	6	2	1	1	1	16
32	COTTON, Tekele	g	3-4	0-0	0-0	0	1	1	0	6	2	1	0	3	15
50	WHITE, Jake	g	1-3	0-2	0-0	0	2	2	4	2	0	0	0	0	11
	Team					2	0	2						1	
	Totals		32-69	8-23	10-16	21	25	46	11	82	23	9	8	10	200

FG % 1st Half: 13-34 38.2% 2nd half: 19-35 54.3% Game: 32-69 46.4%
3FG % 1st Half: 3-11 27.3% 2nd half: 5-12 41.7% Game: 8-23 34.8%
FT % 1st Half: 3-6 50.0% 2nd half: 7-10 70.0% Game: 10-16 62.5%

Officials: Technical fouls: Emporia State-None. Wichita State-None.
Attendance: 9862

Score by periods	1st	2nd	Total
Emporia State	20	23	43
Wichita State	32	50	82

**Game 1
Nov. 13, 2011**

Kyles, Shocks Handle Charleston Southern, 85-57

WICHITA, Kan. -- David Kyles led Wichita State with a game-high 19 points and Carl Hall picked up a game-high nine rebounds as the Shocker men's basketball team opened the 2011-12 regular season with an 85-57 win against Charleston Southern Sunday at Charles Koch Arena.

A crowd of 10,181 watched the Shockers (1-0) shoot 53.4 percent and hold the visiting Buccaneers to 29.7 percent shooting. In addition to Kyles, five Shockers finished with double-digit point totals: Hall (12 points), Demetric Williams (12 points), Ben Smith (10 points) and Tekele Cotton (10 points).

Charleston Southern fell to 0-2 on the season in the first-ever meeting between the Shockers and Buccaneers.

The Shockers jumped out to a 14-4 lead in the first five minutes of the game. Charleston Southern's lone points during the opening stretch came on four free throws by Saah Nimley.

The Buccaneers missed their first seven shots and Wichita State held Charleston Southern without a field goal for the first 5:43 of the game.

With 11:31 remaining in the first half, the Buccaneers were shooting 9.1 percent on 1-for-11 shooting, while the Shockers made 8 of their first 13 field goal attempts (61.5 percent).

Wichita State took a 45-17 lead into halftime, led by 10 points each from Smith and Kyles. Hall led the Shockers with six first-half rebounds.

The Shockers shot 55.6 percent in the half and 58.3 percent from three-point range. Charleston Southern finished 0-for-6 from three-point range and shot 18.5 percent in the half overall.

Wichita State opened the second half outscoring Charleston Southern, 10-3, to take a 35-point lead.

The Shockers later used a 9-0 run over 1:21 to take a 69-25 lead.

Eleven players scored for Wichita State in the win, which improved the Shockers to 87-18 in home openers. The Shockers finished shooting 11-for-22 from three-point range Sunday (50 percent), but struggled from the free-throw line, shooting 52.2 percent (12-of-23).

**Official Basketball Box Score -- Game Totals -- Final Statistics
Charleston Southern vs Wichita State
11-13-11 3:05 p.m. at Wichita, Kan. (Charles Koch Arena)**

Charleston Southern 57 • 0-2

#	Player	Total		3-Ptr		Rebounds		PF	TP	A	TO	Blk	Stl	Min	
		FG	FGA	FG	FGA	Off	Def								Tot
11	MARTIN, Kelvin	* f	1-4	0-0	4-6	0	1	1	1	6	0	1	0	0	21
05	NIMLEY, Saah	* f	4-15	0-4	4-4	2	2	4	2	12	5	1	0	2	25
10	SEXTON, Jeremy	* f	0-6	0-2	0-0	0	1	1	0	0	0	0	0	0	17
23	MUO, Mathiang	* f	0-2	0-1	2-2	1	0	1	2	2	0	4	0	0	14
24	BOWEN, Cedrick	* f	2-5	0-1	2-4	2	0	2	4	6	0	5	0	0	22
00	HARPER, Arlon	g	4-7	1-2	1-1	0	3	3	2	10	0	5	0	1	19
04	STRICKLAND, Sheldon	g	3-9	2-6	0-0	1	1	2	1	8	1	2	0	0	15
12	DETER, Mitchell	g	0-1	0-1	0-0	0	0	0	0	0	0	0	0	0	5
16	GOMBWER, Paul	g	0-1	0-1	0-1	2	2	4	4	0	1	0	2	2	15
20	GRIER, Chris	g	4-10	2-6	3-3	3	2	5	2	13	5	2	0	2	21
21	WILLIAMS, Dominique	g	0-0	0-0	0-0	0	0	0	0	0	0	0	0	0	13
33	DORLEUS, Greg	g	0-1	0-0	0-0	0	2	2	4	0	2	0	1	1	13
	Team					6	4	10						1	
	Totals		18-62	5-24	16-21	17	18	35	23	57	12	23	0	8	200

FG % 1st Half: 4-27 14.8% 2nd half: 14-35 40.0% Game: 18-62 29.0%
3FG % 1st Half: 0-8 0.0% 2nd half: 5-16 31.3% Game: 5-24 20.8%
FT % 1st Half: 9-9 100.0 2nd half: 7-12 58.3% Game: 16-21 76.2%

Wichita State 85 • 1-0

#	Player	Total		3-Ptr		Rebounds		PF	TP	A	TO	Blk	Stl	Min	
		FG	FGA	FG	FGA	Off	Def								Tot
20	SMITH, Ben	f	3-6	2-4	2-4	1	2	3	2	10	2	2	0	0	19
41	STUTZ, Garrett	c	2-4	0-0	0-0	2	1	3	4	0	1	0	0	0	9
01	RAGLAND, Joe	g	1-2	0-1	0-0	0	1	1	2	3	1	0	2	14	
05	WILLIAMS, Demetric	g	5-5	2-2	0-0	0	2	2	1	12	2	4	0	0	24
24	KYLES, David	g	6-11	5-8	2-3	0	4	4	2	19	4	1	1	0	23
03	WESSEL, Evan	g	0-3	0-3	0-0	0	1	1	2	0	2	1	0	0	14
04	ANACREON, James	g	0-1	0-0	1-2	1	2	3	0	1	0	0	0	0	6
15	VAUTRAVERS, Randall	g	0-1	0-1	0-0	0	0	0	2	0	1	3	0	0	8
21	ORUKPE, Ehimen	g	1-4	0-0	3-4	0	3	3	0	5	1	0	3	0	20
22	HALL, Carl	g	5-9	0-0	2-4	5	4	9	2	12	1	0	1	0	19
28	MURRY, Toran	g	2-4	0-0	0-0	2	1	3	0	4	1	1	0	1	17
32	COTTON, Tekele	g	4-5	2-3	0-1	1	1	2	2	10	0	1	1	2	20
50	WHITE, Jake	g	2-3	0-0	2-5	1	4	5	1	6	0	0	0	0	12
	Team					0	1	1						1	
	Totals		31-58	11-22	12-23	13	27	40	19	85	17	15	6	5	200

FG % 1st Half: 15-31 48.4% 2nd half: 16-31 51.6% Game: 31-58 53.4%
3FG % 1st Half: 7-12 58.3% 2nd half: 4-10 40.0% Game: 11-22 50.0%
FT % 1st Half: 8-14 57.1% 2nd half: 4-9 44.4% Game: 12-23 52.2%

Officials: Randy Heimerman, Jeff Campbell, Ervin Wilson
Technical fouls: Charleston Southern-None. Wichita State-None.
Attendance: 10181

Score by periods	1st	2nd	Total
Charleston Southern	17	40	57
Wichita State	45	40	85

Game 2
Nov. 17, 2011

Murry, Smith Score 17 Each to Top Colorado, 67-58

SAN JUAN, Puerto Rico -- Wichita State advanced in the championship bracket with a 67-58 win against Colorado Thursday night in the Fifth Annual 5 Hour Energy Puerto Rico Tip-Off.

WSU now faces No. 16 Alabama Friday night, which the Shockers defeated, 66-57, in the 2011 National Invitation Tournament Championship in March.

WSU's Ben Smith and Toure Murry each scored 17 points for WSU, and were backed by Garrett Stutz' 14 points and David Kyles 10 points.

Carlton Brown led Colorado with 15 points.

The two teams played even for the first 15 minutes of the first half when the game was tied at 24-24 before the Shockers went on a 7-0 run in less than two minutes to take a 31-24 lead with 3:15 left in the half and each team scored just once the remainder of the first half, 33-26.

The Shockers held the lead near double digits early in the second half, and the Buffs cut it to five points twice, first at 37-32 and then again at 40-35. Colorado cut the Shocker lead to just three midway through the second half, 50-47, after Austin Dufault made a 3-pointer.

Askia Booker made a free throw with 2:13 left to bring CU to within five points at 62-57 and the Buffs didn't score again as the Shockers put the game away at the line with the final score, 67-58.

The Shockers improved to 2-0, while Colorado fell to 1-1.

Earlier in the day, Alabama defeated Maryland, 62-42, to advance in the championship bracket to the 8 p.m., central time Friday game with Wichita State.

Game 3
Nov. 18, 2011

Shockers Lose, 70-60, to No. 16 Alabama

SAN JUAN, Puerto Rico (AP)-- No. 16 Alabama defeated Wichita State, 70-60, Friday night and moved into the championship game of the Puerto Rico Tip-Off.

Tony Mitchell scored 26 points and the Crimson Tide swatted away a tournament-record 14 shots in a 70-60 win over Wichita State on Friday night to grab a spot in the tournament final.

JaMychal Green and Trevor Releford added 15 points apiece to help Alabama (4-0) avenge its loss to the Shockers (3-1) in last year's NIT title game. The Crimson Tide will play Purdue in Sunday's championship.

Toure Murry scored 21 points for Wichita State and Carl Hall grabbed 12 rebounds. Alabama held Wichita State to 33.8 percent shooting from the field and forced 18 turnovers.

Levi Randolph had two steals and put pressure on Wichita State's ballhandlers on every changeover. That was especially effective in the second half, when the Shockers shot just 27 percent from the field.

"Their press is really good," Wichita State coach Gregg Marshall said. "They take you out of sets. You have to beat the pressure, but if you do they have some guys in the back who can alter if not block shots. When we got past the pressure, we didn't make the easy plays that you have to make to hurt the pressure."

Wichita State's bench outscored Alabama's reserves 25-6. The Shockers also had a 43-38 rebounding edge and shot 7 of 20 from 3-point range, with Ben Smith going 4 for 8.

But all those the turnovers hurt, leading to 15 points for Alabama.

"Great effort, great focus, great intensity," Grant said. "Our philosophy is to play pressure defense for all 40 minutes and I think our defensive pressure may have taken a toll on them toward the end of the game."

The Crimson Tide shot 43.4 percent from the floor and went 1 for 8 from beyond the arc.

Wichita State falls to 2-1 and faces Temple in the third-place game at 4:30 central time on Sunday.

Official Basketball Box Score -- Game Totals -- Final Statistics
WICHITA STATE vs COLORADO
11/17/11 7:30 pm EST at Coliseo de Puerto Rico (San Juan, PR)

WICHITA STATE 67 • 2-0

##	Player	Total			3-Ptr			Rebounds			PF	TP	A	TO	Blk	Stl	Min
		FG-FGA	FG-FGA	FT-FTA	FG-FGA	FG-FGA	FT-FTA	Off	Def	Tot							
20	SMITH, Ben	f	6-12	4-7	1-2	2	4	6	1	17	1	3	1	1	31		
41	STUTZ, Garrett	c	7-14	0-1	0-1	5	6	11	3	14	1	1	1	0	30		
01	RAGLAND, Joe	g	2-5	0-2	0-0	0	4	4	4	4	1	0	2	30			
05	WILLIAMS, Demetric	g	1-7	0-3	1-1	1	0	1	1	3	0	2	0	28			
24	KYLES, David	g	4-7	2-5	0-0	0	3	3	0	10	4	2	0	33			
03	WESSEL, Evan	g	0-0	0-0	0-0	0	0	0	0	0	0	0	0	0+			
21	ORUKPE, Ehimen	g	0-1	0-0	0-0	0	3	3	0	0	0	0	0	10			
22	HALL, Carl	g	1-1	0-0	0-0	1	4	5	2	2	0	0	1	16			
23	MURRY, Toure	g	6-13	2-5	3-4	2	3	5	2	17	2	5	0	22			
32	COTTON, Tekele	g	0-0	0-0	0-0	0	0	0	0	0	0	1	0	0+			
50	WHITE, Jake	g	0-0	0-0	0-0	0	0	0	0	0	0	0	0	0+			
	Team		0	0	0	0	0	0	0	0	0	0	0	0+			
	Totals		27-60	8-23	5-8	11	27	38	14	67	12	16	3	10	200		

FG % 1st Half: 14-29 48.3% 2nd half: 13-31 41.9% Game: 27-60 45.0%
3FG % 1st Half: 5-12 41.7% 2nd half: 3-11 27.3% Game: 8-23 34.8%
FT % 1st Half: 0-0 0.0% 2nd half: 5-8 62.5% Game: 5-8 62.5%

COLORADO 58 • 1-1

##	Player	Total			3-Ptr			Rebounds			PF	TP	A	TO	Blk	Stl	Min
		FG-FGA	FG-FGA	FT-FTA	FG-FGA	FG-FGA	FT-FTA	Off	Def	Tot							
15	Harris-Tunks, Shane	f	2-2	0-0	4-5	0	2	2	1	8	2	0	0	0	17		
00	Booker, Askia	g	1-2	1-1	2-4	0	2	2	4	5	1	3	0	2	12		
05	Webb, Beau	g	0-0	0-0	0-0	0	0	0	0	0	0	0	0	3			
25	Dinwiddie, Spencer	g	2-7	1-2	2-2	0	0	0	1	7	1	2	0	1	27		
20	Brown, Carlton	g	7-14	0-1	1-2	1	3	4	1	15	1	1	0	28			
01	Tomlinson, Nate	g	2-7	1-2	0-0	0	2	2	1	5	3	3	0	2	31		
02	Sharpe, Shannon	g	0-0	0-0	2-2	1	1	2	0	2	1	1	0	9			
21	Roberson, Andre	g	2-7	0-0	0-2	1	9	10	3	4	1	3	0	2	31		
23	Chen, Sabatino	g	2-2	0-0	0-0	1	0	1	0	4	1	1	0	1	12		
33	Dufault, Austin	g	3-8	2-5	0-2	1	3	4	2	8	2	3	1	1	30		
	Team		0	0	0	0	1	1	0	0	0	0	0	0			
	Totals		21-49	5-11	11-19	5	23	28	13	58	13	17	2	9	200		

FG % 1st Half: 10-24 41.7% 2nd half: 11-25 44.0% Game: 21-49 42.9%
3FG % 1st Half: 2-4 50.0% 2nd half: 3-7 42.9% Game: 5-11 45.5%
FT % 1st Half: 4-4 100.0 2nd half: 7-15 46.7% Game: 11-19 57.9%

Officials: Jim Burr, Randy Heimerman, Mike Thibodeaux
Technical fouls: WICHITA STATE-None. COLORADO-None.
Attendance: 5322
Game 4 of the 5-hour ENERGY Puerto Rico Tip-Off
Attendance is the day 1 total.

Score by periods	1st	2nd	Total
WICHITA STATE	33	34	67
COLORADO	26	32	58

Official Basketball Box Score -- Game Totals -- Final Statistics
ALABAMA vs WICHITA STATE
11/18/11 9:00 pm EST at Coliseo de Puerto Rico (San Juan, PR)

ALABAMA 70 • 4-0

##	Player	Total			3-Ptr			Rebounds			PF	TP	A	TO	Blk	Stl	Min
		FG-FGA	FG-FGA	FT-FTA	FG-FGA	FG-FGA	FT-FTA	Off	Def	Tot							
01	Green, JaMychal	f	5-15	0-1	5-7	4	7	11	2	15	2	3	4	0	31		
05	Mitchell, Tony	f	9-15	1-4	7-9	1	7	8	4	26	2	4	3	2	39		
12	Releford, Trevor	g	2-6	0-1	11-12	0	1	1	4	15	4	1	0	2	29		
20	Randolph, Levi	g	4-8	0-0	0-0	3	2	5	2	8	1	1	0	2	33		
21	Cooper, Rodney	g	0-1	0-1	0-0	0	1	1	2	0	0	1	0	0	18		
02	Hankerson, Charles	g	0-2	0-0	0-0	0	0	0	1	0	0	0	0	0	11		
03	Lacey, Trevor	g	1-3	0-1	0-0	0	5	5	1	2	2	1	1	2	22		
04	Engstrom, Carl	g	0-0	0-0	0-0	1	1	2	3	0	0	1	1	0	8		
15	Jacobs, Nick	g	2-3	0-0	0-0	0	3	3	1	4	0	1	5	0	9		
	Team		0	0	0	0	0	0	0	0	0	0	0	0			
	Totals		23-53	1-8	23-28	11	27	38	20	70	11	13	14	8	200		

FG % 1st Half: 10-29 34.5% 2nd half: 13-24 54.2% Game: 23-53 43.4%
3FG % 1st Half: 0-3 0.0% 2nd half: 1-5 20.0% Game: 1-8 12.5%
FT % 1st Half: 11-13 84.6% 2nd half: 12-15 80.0% Game: 23-28 82.1%

WICHITA STATE 60 • 2-1

##	Player	Total			3-Ptr			Rebounds			PF	TP	A	TO	Blk	Stl	Min
		FG-FGA	FG-FGA	FT-FTA	FG-FGA	FG-FGA	FT-FTA	Off	Def	Tot							
20	SMITH, Ben	f	5-15	4-8	2-3	1	1	2	2	16	0	1	1	1	31		
41	STUTZ, Garrett	c	2-4	0-0	1-2	3	6	9	4	5	1	2	0	0	17		
01	RAGLAND, Joe	g	5-13	2-5	2-3	3	4	7	2	14	2	5	0	2	37		
05	WILLIAMS, Demetric	g	0-2	0-0	0-0	0	1	1	2	0	0	3	0	1	17		
24	KYLES, David	g	0-6	0-4	0-0	0	2	2	2	0	4	4	1	2	28		
21	ORUKPE, Ehimen	g	0-0	0-0	0-0	0	1	1	2	0	0	0	2	0	12		
22	HALL, Carl	g	2-8	0-0	0-2	7	5	12	3	4	1	0	1	0	24		
23	MURRY, Toure	g	8-16	1-3	4-5	2	3	5	3	21	1	2	0	1	29		
32	COTTON, Tekele	g	0-1	0-0	0-0	1	0	1	0	0	0	0	0	0	5		
	Team		0	0	0	0	0	0	0	0	0	0	0	0			
	Totals		22-65	7-20	9-15	20	23	43	21	60	9	18	5	7	200		

FG % 1st Half: 12-28 42.9% 2nd half: 10-37 27.0% Game: 22-65 33.8%
3FG % 1st Half: 3-8 37.5% 2nd half: 4-12 33.3% Game: 7-20 35.0%
FT % 1st Half: 1-4 25.0% 2nd half: 8-11 72.7% Game: 9-15 60.0%

Officials: Patrick Adams, Don Daily, Terry Oglesby
Technical fouls: ALABAMA-None. WICHITA STATE-None.
Attendance: 6375
Game 5 of the 5-hour ENERGY Puerto Rico Tip-Off

Score by periods	1st	2nd	Total
ALABAMA	31	39	70
WICHITA STATE	28	32	60

Game 4
Nov. 20, 2011

Shockers Drop Third-Place OT Game, 78-74

SAN JUAN, P.R. (AP) - Ramone Moore scored 23 points as Temple defeated Wichita State, 78-74 in overtime Sunday, in the third-place game of the Puerto Rico Tip-Off tournament.

Toure Murry led Wichita State (2-2) with 24 points. Garrett Stutz had 13 points and 14 rebounds for the Shockers.

Juan Fernandez added 15 points, including the tying 3-pointer in the final minute of regulation, for the Owls (3-1). Micheal Eric had 14 points and 12 rebounds and Khalif Wyatt scored 13 points for Temple.

Murry's 3-pointer with 1:03 to play in regulation gave the Shockers their biggest lead at 64-61, but Fernandez's 3-pointer with 43 seconds left tied it. Fernandez finished 4 for 8 from behind the arc.

Game 5
Nov. 25, 2011

Shockers Take Down UAB, 68-46

WICHITA - Wichita State (3-2) defeated UAB, 68-46, Friday night inside downtown Wichita's INTRUST Bank Arena behind Garrett Stutz' team-high 17 points and in front of a crowd of 11,204.

Balanced scoring allowed the Shockers to pull away for good early in the second half as Wichita State went on a 14-6 run to build a 15-point lead after a lay-up by Stutz at the 16:18 mark.

Seven other Shockers scored less than double-figures as Joe Ragland backed Stutz with nine points.

UAB's individual scoring was just as lop-sided as Cameron Moore had 18 points backed by Jordan Swing's nine points.

UAB then battled back to cut it to 45-37 at 13:10, but Wichita State buried the Blazers as they went on a 10-0 run to put the game away at the 10:32 mark.

The Shockers continued to out-last UAB, and were ahead by 22 points on a Stutz jumper, his last points before coming out of the game, at the 5:38 mark.

Wichita State out-shot the Blazers, 39.6 percent to 32.1 percent, but each team's three-point percentage was less than stellar as UAB made just 1-of-16 shots and WSU made 3-of-14 from the arc.

Wichita State and UAB battled to an early 8-8 tie through the first media timeout.

The Shockers then took the lead, 14-10, at the 12:10 mark with a trey from the right side from freshman Tekele Cotton, who had just entered the game for the first time.

The Shockers kept the lead until the 4:02 mark when the second of two-straight UAB dunks put the Blazers ahead, 21-20.

WSU's Smith then took the lead back, 23-21, with a trey at the 3:34 mark. Kyles free throws after the media timeout at 2:31 extended WSU's lead to four, again, 25-21.

To end the half, the Shockers again extended the lead to 29-22, on two free throws by Murry and a layup by Orukpe.

Stutz led the first half scoring with nine points, while Swing and Soko had six each for UAB.

Official Basketball Box Score -- Game Totals -- Final Statistics
TEMPLE vs WICHITA STATE
11/20/11 5:30 pm EST at Coliseo de Puerto Rico (San Juan, PR)

TEMPLE 78 • 3-1

##	Player	Total			3-Ptr			Rebounds			PF	TP	A	TO	Blk	Stl	Min
		FG-FGA	FG-FGA	FT-FTA	FG-FGA	FG-FGA	FT-FTA	Off	Def	Tot							
32	HOLLIS-JEFFERSON,R.	f	2-4	0-0	3-6	2	4	6	4	7	2	1	1	1	1	41	
50	ERIC,Micheal	f	6-11	0-0	2-2	2	10	12	4	14	1	2	2	0	0	28	
01	WYATT,Khalif	g	4-13	2-7	3-4	0	4	4	4	13	4	3	1	1	1	40-	
04	FERNANDEZ,Juan	g	5-14	4-8	1-2	1	4	5	1	15	3	2	2	0	0	40	
10	MOORE,Ramone	g	9-15	1-3	4-6	0	4	4	3	23	3	2	0	0	0	42	
03	LEE,Anthony	g	1-4	0-0	1-2	1	4	5	3	3	0	2	0	1	1	14	
11	DILEO,T.J.	g	1-1	0-0	1-3	0	2	2	0	3	1	0	0	0	0	16	
22	BROWN,Aaron	g	0-0	0-0	0-0	0	0	0	0	0	0	0	0	0	0	4	
	Team					3	0	3									
	Totals		28-62	7-18	15-25	9	32	41	19	78	14	12	6	3	225		
	FG % 1st Half:	12-27	44.4%	2nd half:	12-31	38.7%	OT:	4-4	100.0	Game:	28-62	45.2%	Deadball				
	3FG % 1st Half:	5-9	55.6%	2nd half:	1-8	12.5%	OT:	1-1	100.0	Game:	7-18	38.9%	Rebounds	7			
	FT % 1st Half:	4-7	57.1%	2nd half:	6-8	75.0%	OT:	5-10	50.0%	Game:	15-25	60.0%					

WICHITA STATE 74 • 2-2

##	Player	Total			3-Ptr			Rebounds			PF	TP	A	TO	Blk	Stl	Min
		FG-FGA	FG-FGA	FT-FTA	FG-FGA	FG-FGA	FT-FTA	Off	Def	Tot							
20	SMITH, Ben	f	4-8	0-3	1-2	3	3	6	3	9	0	1	1	1	1	34	
22	HALL, Carl	f	2-9	0-0	0-2	3	2	5	1	4	2	1	0	0	0	22	
41	STUTZ, Garrett	c	5-12	0-3	3-3	3	11	14	1	13	3	2	2	1	1	40	
01	RAGLAND, Joe	g	4-7	0-1	0-0	0	1	1	5	8	2	1	1	0	19		
23	MURRY, Toure	g	9-20	1-4	5-6	2	5	7	4	24	4	3	1	1	42		
05	WILLIAMS, Demetric	g	0-2	0-2	0-0	0	0	0	1	0	0	1	0	0	16		
21	ORUKPE, Ehimen	g	0-1	0-0	0-0	0	1	1	2	0	0	1	0	0	6		
24	KYLES, David	g	3-8	2-5	3-8	2	2	4	1	11	3	0	1	2	31		
32	COTTON, Tekele	g	2-3	1-2	0-1	0	1	1	3	5	1	0	0	0	14		
50	WHITE, Jake	g	0-0	0-0	0-0	0	0	0	0	0	0	0	0	0	1		
	Team					2	1	3									
	Totals		29-70	4-20	12-22	15	27	42	21	74	15	10	7	5	225		
	FG % 1st Half:	13-31	41.9%	2nd half:	13-28	46.4%	OT:	3-11	27.3%	Game:	29-70	41.4%	Deadball				
	3FG % 1st Half:	0-8	0.0%	2nd half:	4-8	50.0%	OT:	0-4	0.0%	Game:	4-20	20.0%	Rebounds	4			
	FT % 1st Half:	1-7	100.0	2nd half:	7-15	46.7%	OT:	4-6	66.7%	Game:	12-22	54.5%					

Officials: Jim Burr, Bert Smith, Anthony Jordan
Technical fouls: TEMPLE-None. WICHITA STATE-None.
Attendance:
Game 11 of the 5-hour ENERGY Puerto Rico Tip-Off
Daily attendance will be announced at the final game of the day.

Score by periods	1st	2nd	OT	Total
TEMPLE	33	31	14	78
WICHITA STATE	27	37	10	74

Official Basketball Box Score -- Game Totals -- Final Statistics
UAB vs Wichita State
11-25-11 7:05 pm at Wichita, Kan. (INTRUST Bank Arena)

UAB 46 • 2-2

##	Player	Total			3-Ptr			Rebounds			PF	TP	A	TO	Blk	Stl	Min
		FG-FGA	FG-FGA	FT-FTA	FG-FGA	FG-FGA	FT-FTA	Off	Def	Tot							
00	SOKO, Ovie	f	2-7	0-0	3-4	4	2	6	4	7	0	3	0	0	0	27	
22	MOORE, Cameron	f	7-17	1-2	3-4	3	6	9	2	18	1	2	3	0	0	40-	
05	WILLIAMS, Robert	g	1-3	0-1	1-1	1	4	5	4	3	1	0	0	0	0	28	
25	TAYLOR, Quincy	g	1-4	0-2	0-0	0	2	2	4	2	1	4	0	0	0	30	
44	SWING, Jordan	g	4-7	0-1	1-1	0	0	0	5	9	1	0	0	0	0	15	
10	TYLER, Jekore	g	1-3	0-0	1-3	0	1	1	1	3	1	4	0	0	0	14	
12	WHITAKER, K.C.	g	0-5	0-5	0-1	0	1	1	0	0	0	2	0	0	0	15	
24	PURIFOY, Preston	g	1-6	0-5	2-2	1	0	1	4	4	0	1	0	1	12		
33	SCOTLAND-WILLIAMSO	g	0-1	0-0	0-1	0	1	1	0	0	0	0	0	0	0	17	
	Team					5	3	8									
	Totals		17-53	1-16	11-17	14	20	34	24	46	5	16	3	1	198		
	FG % 1st Half:	9-24	37.5%	2nd half:	8-29	27.6%	Game:	17-53	32.1%	Deadball							
	3FG % 1st Half:	0-6	0.0%	2nd half:	1-10	10.0%	Game:	1-16	6.3%	Rebounds	7						
	FT % 1st Half:	4-6	66.7%	2nd half:	7-11	63.6%	Game:	11-17	64.7%								

Wichita State 68 • 3-2

##	Player	Total			3-Ptr			Rebounds			PF	TP	A	TO	Blk	Stl	Min
		FG-FGA	FG-FGA	FT-FTA	FG-FGA	FG-FGA	FT-FTA	Off	Def	Tot							
22	HALL, Carl	f	3-4	0-0	1-1	2	4	6	3	7	0	0	1	0	0	14	
41	STUTZ, Garrett	c	7-10	0-0	3-4	3	0	3	3	17	0	1	0	0	0	17	
01	RAGLAND, Joe	g	2-3	0-1	5-6	0	3	3	2	9	4	3	0	0	0	26	
23	MURRY, Toure	g	1-7	0-1	6-7	2	3	5	0	8	1	0	0	1	19		
24	KYLES, David	g	2-7	1-6	2-2	1	6	7	0	7	1	1	0	1	25		
03	WESSEL, Evan	g	0-1	0-0	0-2	1	1	2	2	0	0	1	0	0	6		
04	ANACREON, James	g	0-0	0-0	0-0	0	0	0	1	0	0	1	0	0	8		
05	WILLIAMS, Demetric	g	0-3	0-2	0-0	0	0	0	1	0	2	0	0	1	22		
15	VAUTRAVERS, Randall	g	0-1	0-0	0-0	0	2	2	0	0	0	2	0	0	3		
20	SMITH, Ben	g	3-9	1-2	0-0	1	0	1	1	7	2	2	0	0	19		
21	ORUKPE, Ehimen	g	1-2	0-0	2-2	0	3	3	3	4	1	2	0	0	17		
32	COTTON, Tekele	g	2-5	1-2	4-4	2	1	3	3	9	1	0	0	3	19		
50	WHITE, Jake	g	0-1	0-0	0-0	0	2	2	1	0	0	0	0	0	6		
	Team					4	1	5									
	Totals		21-53	3-14	23-30	16	26	42	20	68	12	13	1	6	201		
	FG % 1st Half:	9-28	32.1%	2nd half:	12-25	48.0%	Game:	21-53	39.6%	Deadball							
	3FG % 1st Half:	2-8	25.0%	2nd half:	1-6	16.7%	Game:	3-14	21.4%	Rebounds	3						
	FT % 1st Half:	9-13	69.2%	2nd half:	14-17	82.4%	Game:	23-30	76.7%								

Officials: Steve Olson, John Higgins, Les Jones
Technical fouls: UAB-None. Wichita State-None.
Attendance: 11204

Score by periods	1st	2nd	Total
UAB	22	24	46
Wichita State	29	39	68

Game 6
Dec. 1, 2011

Shockers Beat Titans, 75-60

WICHITA, Kan. - A struggling Shocker offensive performance in the first half was jumpstarted by the play of junior forward Carl Hall, as his dominant play in the paint helped Wichita State (4-2) pull away from the Cal State Fullerton (3-3), 75-60, Thursday night at Charles Koch Arena in front of 10,269 fans.

Once Hall and the Shockers (4-2), got rolling, the Titans had no answer for the big man in the lane, as Hall led the Wichita State attack with 19 points and a team-high eight boards, including ten points in the first half. Guards Joe Ragland and David Kyles were also in double digits for the Shockers, as they poured in 15 and 14, respectively. Kyles pulled down seven boards for WSU.

Cal State Fullerton had three players in double figures and the offense relied on the shoulders of Omondi Amoke, Kwame Vaughn and D.J. Seeley, as they accounted for 40 of the 60 Titans points. Amoke finished with 19 points, Vaughn with 11 points and Seeley, a California transfer, scored 10 points and grabbed a team-high five rebounds. Cal State Fullerton struggled to find a consistent offensive rhythm and only connected on 4-of-18 (22.2%) from the three-point line for the game.

The Titans were able to shake off a slow start at the beginning of the game as they finished the first half shooting 8-of-13 from the floor to cut the Shockers lead to four at 30-26 at the break.

Hall's presence was felt early and often as the second half began, as he quickly cemented himself under the basket, resulting in seven quick points for the Shockers in the first three minutes. With Hall hitting eight of his nine shots from the field, Wichita State was able to find open shooters from behind the arc, as four of their five three-pointers came in the second half.

Crucial threes by Ragland midway through the second half helped the Shockers pull away and they were helped by crucial turnovers. Ragland finished 3-of-4 from behind the arc, with all three in the final 20 half.

Game 7
Dec. 4, 2011

Shockers Run Down No. 18 Rebels, 89-70

WICHITA, Kan. - Senior guard Joe Ragland netted a career-high 31 points as Wichita State dismantled No. 18 UNLV Rebels, 89-70, in the Mountain West-Missouri Valley Conference Challenge Sunday afternoon at Charles Koch Arena in front of 10,466 fans.

The win marked the first time Wichita State had beaten a ranked non-conference opponent since it took down No. 16 Texas Tech, 85-83, on December 19, 2009. It was the first meeting between the Shockers and UNLV since January 10, 1979. The Shockers are now 2-1 in the three matchups against UNLV.

Wichita State (5-2), was in control most of the game in the third-ever meeting against UNLV on the hardwood, handing the Runnin' Rebels (8-1), their first loss of the season. It was also the first loss suffered by UNLV coach Dave Rice, while at the helm of his alma mater. Rice was a member of the 1990 national championship team.

Ragland was one of four Shocker players to hit double-digits, as guard Toure' Murry, and big men Carl Hall and Garrett Stutz followed suit. Hall finished with 17, Stutz with 13 and Murry with 11 to go along with his team-high eight assists. Ragland and David Kyles led the Shockers with five rebounds apiece.

UNLV also had four players hit double figures, led by guard Chace Stanback's 16 points. Brice Massamba and Mike Moser combined for 23 points and nine boards on the inside, to go along with 10 points from Justin Hawkins. For the first time in nine games, Runnin' Rebels guard Oscar Bellfied failed to hit double digits scoring. Bellfied finished the game with six points and six assists.

The Shockers' 89 points were the most UNLV had given up to date, much to do with Wichita State hitting 12-of-23 from the arc, including eight-of-nine off the hand of Ragland, one short of the Shocker record for three's made in a single game. Thanks to 60 percent shooting in the first half, Wichita State build a 47-32 lead at the break.

Special Broadcast... Sunday, Dec. 4 marked the 1,000th-straight Wichita State men's basketball game that play-by-play man Mike Kennedy called from courtside. The first of the 1,000 consecutive broadcasts was on November 19, 1980, an exhibition game between WSU and the South Korean National team, which WSU won 112-77. This started his full-time career as the radio voice of the Shockers.

On behalf of the entire Shocker Nation, thank you Mike Kennedy for the years of service, your vivid and studied call of the game, and your loyalty to Wichita State.

Official Basketball Box Score -- Game Totals -- Final Statistics
Cal State Fullerton vs Wichita State
12-01-11 7:05 p.m. at Wichita, Kan. (Charles Koch Arena)

Cal State Fullerton 60 • 3-3

#	Player	Total		3-Ptr		Rebounds			PF	TP	A	TO	Bk	Stl	Min
		FG-FGA	FG-FGA	FT-FTA	Off	Def	Tot								
15	Chin, Orane	f	4-8	1-2	0-1	1	3	4	2	9	1	2	0	2	29
21	Amoke, Omondi	f	8-11	0-1	3-6	1	3	4	4	19	2	6	0	6	29
05	Vaughn, Kwame	g	4-11	0-4	3-5	0	4	4	3	11	1	4	0	2	38
11	Seeley, D.J.	g	4-7	1-3	1-2	0	5	5	4	10	1	5	0	2	24
13	Umpig, Isiah	g	1-9	1-7	0-0	2	0	2	1	3	2	1	0	1	36
00	Hardy, Andre	g	2-3	0-0	1-1	0	5	5	2	5	0	0	0	0	16
03	Webster, Perry	g	1-1	1-1	0-0	0	0	0	1	3	0	2	1	0	13
12	Underwood, John	g	0-1	0-0	0-0	0	0	0	2	0	0	1	0	0	4
14	Brown, Orlando	g	0-0	0-0	0-0	0	1	1	0	0	2	1	0	0	7
33	Martin, Sedic	g	0-0	0-0	0-0	0	0	0	0	0	0	1	1	0	3
44	Knox, Jordan	g	0-0	0-0	0-0	0	0	0	0	0	0	0	0	0	1
Team						1	1	2							
Totals			24-51	4-18	8-15	5	22	27	19	60	9	23	2	13	200

FG % 1st Half: 11-27 40.7% 2nd half: 13-24 54.2% Game: 24-51 47.1%
3FG % 1st Half: 2-9 22.2% 2nd half: 2-9 22.2% Game: 4-18 22.2%
FT % 1st Half: 2-3 66.7% 2nd half: 6-12 50.0% Game: 8-15 53.3%

Wichita State 75 • 4-2

#	Player	Total		3-Ptr		Rebounds			PF	TP	A	TO	Bk	Stl	Min
		FG-FGA	FG-FGA	FT-FTA	Off	Def	Tot								
22	HALL, Carl	f	8-9	0-0	3-5	2	6	8	2	19	0	1	2	0	24
41	STUTZ, Garrett	c	2-7	0-0	2-3	1	4	5	2	6	1	2	0	0	19
01	RAGLAND, Joe	g	5-6	3-4	2-2	0	1	1	15	3	2	0	0	1	23
23	MURRY, Toure'	g	2-6	0-2	4-7	2	1	3	2	8	7	2	0	2	29
24	KYLES, David	g	5-10	2-5	2-2	2	5	7	3	14	2	5	0	1	26
03	WESSEL, Evan	g	1-3	0-0	0-0	0	0	0	1	2	0	0	0	0	4
04	ANACREON, James	g	0-1	0-0	1-2	0	1	1	0	1	0	0	0	0	3
05	WILLIAMS, Demetric	g	3-6	0-1	2-2	0	0	0	8	1	1	0	2	17	
20	SMITH, Ben	g	1-4	0-3	0-0	1	0	1	2	2	1	1	0	1	19
21	ORUKPE, Ehimen	g	0-0	0-0	0-0	1	3	4	0	0	0	3	0	0	9
32	COTTON, Tekele	g	0-1	0-1	0-0	0	2	2	1	0	0	0	0	1	18
50	WHITE, Jake	g	0-3	0-1	0-0	1	1	2	1	0	2	1	0	1	9
Team						1	2	3							
Totals			27-56	5-17	16-23	11	26	37	15	75	17	18	2	9	200

FG % 1st Half: 11-25 44.0% 2nd half: 16-31 51.6% Game: 27-56 48.2%
3FG % 1st Half: 1-7 14.3% 2nd half: 4-10 40.0% Game: 5-17 29.4%
FT % 1st Half: 7-11 63.6% 2nd half: 9-12 75.0% Game: 16-23 69.6%

Officials: Mike Stuart, Kelly Self, Don Dally
Technical fouls: Cal State Fullerton-None. Wichita State-None.
Attendance: 10269

Score by periods	1st	2nd	Total
Cal State Fullerton	26	34	60
Wichita State	30	45	75

Official Basketball Box Score -- Game Totals -- Final Statistics
UNLV vs Wichita State
12-04-11 3:05 p.m. at Wichita, Kan. (Charles Koch Arena)

UNLV 70 • 8-1

#	Player	Total		3-Ptr		Rebounds			PF	TP	A	TO	Bk	Stl	Min
		FG-FGA	FG-FGA	FT-FTA	Off	Def	Tot								
12	MASSAMBA, Brice	f	4-7	0-0	3-4	2	0	2	4	11	0	1	0	0	18
43	MOSER, Mike	f	4-9	2-5	2-2	2	5	7	4	12	3	2	1	0	32
00	BELLFIELD, Oscar	g	3-9	0-3	0-0	2	1	3	1	6	6	0	1	0	31
03	MARSHALL, Anthony	g	2-5	0-1	3-5	0	1	1	4	7	2	3	0	0	26
22	STANBACK, Chace	g	5-9	1-4	5-6	1	3	4	0	16	1	1	0	1	32
01	THOMAS, Quintrell	g	1-2	0-0	0-0	0	2	2	3	2	0	0	0	0	9
02	WALLACE, Kendall	g	0-1	0-1	0-0	0	2	2	1	0	0	0	0	0	13
11	LOPEZ, Carlos	g	1-1	0-0	4-6	1	1	2	3	6	1	0	1	0	14
31	HAWKINS, Justin	g	4-8	2-6	0-0	0	1	1	1	10	0	0	0	1	25
Team						1	1	2							
Totals			24-51	5-20	17-23	9	17	26	21	70	13	7	3	2	200

FG % 1st Half: 10-23 43.5% 2nd half: 14-28 50.0% Game: 24-51 47.1%
3FG % 1st Half: 1-9 11.1% 2nd half: 4-11 36.4% Game: 5-20 25.0%
FT % 1st Half: 11-16 68.8% 2nd half: 6-7 85.7% Game: 17-23 73.9%

Wichita State 89 • 4-2

#	Player	Total		3-Ptr		Rebounds			PF	TP	A	TO	Bk	Stl	Min
		FG-FGA	FG-FGA	FT-FTA	Off	Def	Tot								
22	HALL, Carl	f	7-10	0-0	3-5	2	1	3	3	17	2	0	1	1	34
41	STUTZ, Garrett	c	5-8	1-3	2-3	2	2	4	3	13	1	1	0	0	22
01	RAGLAND, Joe	g	9-12	8-9	5-6	0	5	5	1	31	3	0	0	1	35
23	MURRY, Toure'	g	5-10	1-4	0-0	1	3	4	2	11	8	4	0	0	34
24	KYLES, David	g	3-6	2-5	0-0	0	5	5	2	8	5	1	0	0	24
05	WILLIAMS, Demetric	g	1-3	0-0	0-0	0	0	0	3	2	1	0	0	0	17
20	SMITH, Ben	g	1-4	0-2	1-3	3	0	3	1	3	0	0	0	0	19
21	ORUKPE, Ehimen	g	0-0	0-0	0-0	0	2	2	2	0	0	0	0	0	5
32	COTTON, Tekele	g	1-1	0-0	2-2	0	1	1	1	4	0	0	0	1	10
Team						1	0	1							
Totals			32-54	12-23	13-19	9	19	28	18	89	20	6	1	3	200

FG % 1st Half: 17-28 60.7% 2nd half: 15-26 57.7% Game: 32-54 59.3%
3FG % 1st Half: 8-14 57.1% 2nd half: 4-9 44.4% Game: 12-23 52.2%
FT % 1st Half: 5-6 83.3% 2nd half: 8-13 61.5% Game: 13-19 68.4%

Officials: Scott Thornley, David Hall, Randy McCall
Technical fouls: UNLV-None. Wichita State-None.
Attendance: 10466

Score by periods	1st	2nd	Total
UNLV	32	38	70
Wichita State	47	42	89

Game 8
Dec. 7, 2011

Shockers Defeat Tulsa, 77-67

TULSA, Okla. - The Wichita State Shockers beat long-time rival Tulsa University, 77-67, Wednesday night at the Donald W. Reynolds Center.

The Shockers (6-2) had six players score in double figures, including all five starters. Toure' Murry led the way with 17 points, and Garrett Stutz added 15 points and seven rebounds. Carl Hall, Joe Ragland and Ben Smith all tallied 11 points, and David Kyles added 10.

Tulsa (4-6) was led by junior guard Scottie Harrelson and sophomore guard Jordan Clarkson, who each scored 18 points. Haralson was 6-for-10 from behind the three-point line, and Clarkson nailed three trey's and ended the game 6-for-16 from the field.

Sophomore guard Tim Peete added 12 points and senior center Steven Hidlet contributed 11 points, four assists and four blocks.

Tulsa shot 44 percent from the field on 22-for-50 shooting, and the Golden Hurricane drained 10-of-19 from behind the three-point line (53 percent). TU was 13-for-23 from the free-throw line (57 percent).

Wichita State shot 52 percent from the field (24-for-46), 46 percent from behind the arc (6-for-13) and 82 percent from the charity stripe (23-for-28).

The two teams fought for control in the early going, and neither team held more than a four-point advantage until the 4:07 mark of the opening half, when Clarkson drained a three to hand the home side a 36-31 advantage.

Peete drilled a trey on the next possession to push TU ahead 39-31, and Wichita State ended the half on a 6-2 run to trail the Golden Hurricane 41-37 entering the break.

Tulsa was able to push its lead to eight at 51-43 early in the second, but WSU mounted a quick comeback to take the lead at 55-54 with 10:20 to play.

TU regained the lead two minutes later on the strength of a pair of free throws from Peete, but Murry made a layup on WSU's next possession, and the Shockers ran away with the game in the final seven minutes as the home team went cold from the field.

Official Basketball Box Score -- Game Totals -- Final Statistics
Wichita State vs Tulsa
12/07/11 7:07 p.m. at Tulsa, Okla. (Reynolds Center)

Wichita State 77 • 6-2

##	Player	Total			3-Ptr			Rebounds			PF	TP	A	TO	Blk	Stl	Min
		FG-FGA	FG-FGA	FT-FTA	Off	Def	Tot	Off	Def	Tot							
22	HALL, Carl	f	4-7	0-0	3-4	2	0	2	4	11	0	0	0	1	22		
41	STUTZ, Garrett	c	5-9	1-1	4-6	0	7	7	4	15	0	1	1	24			
01	RAGLAND, Joe	g	4-9	0-2	3-4	1	3	4	2	11	4	2	0	36			
23	MURRY, Toure'	g	5-8	0-1	7-8	0	6	6	1	17	3	2	1	36			
04	KYLES, David	g	3-7	2-4	2-2	1	3	4	2	10	3	3	0	29			
05	WILLIAMS, Demetric	g	0-0	0-0	2-2	0	0	0	3	2	2	1	0	16			
20	SMITH, Ben	g	3-6	3-5	2-2	0	4	4	3	11	0	1	0	25			
21	ORUKPE, Ehimen	g	0-0	0-0	0-0	0	0	0	1	0	0	0	2	9			
32	COTTON, Tekele	g	0-0	0-0	0-0	0	2	2	1	0	0	1	0	3			
Team						1	4	5									
Totals			24-46	6-13	23-28	5	29	34	21	77	12	12	5	5	200		
FG % 1st Half: 12-24		50.0%	2nd half: 12-22		54.5%	Game: 24-46		52.2%							Deadball		
3FG % 1st Half: 3-8		37.5%	2nd half: 3-5		60.0%	Game: 6-13		46.2%							Rebounds		
FT % 1st Half: 10-13		76.9%	2nd half: 13-15		86.7%	Game: 23-28		82.1%							3		

Tulsa 67 • 4-6

##	Player	Total			3-Ptr			Rebounds			PF	TP	A	TO	Blk	Stl	Min
		FG-FGA	FG-FGA	FT-FTA	Off	Def	Tot	Off	Def	Tot							
11	IDLET, Steven	f	3-9	0-0	5-6	0	3	3	3	11	4	0	4	1	34		
32	MADUKA, Kodi	f	1-1	0-0	2-5	3	1	4	4	4	0	2	0	15			
03	CLARKSON, Jordan	g	6-16	3-6	3-7	0	3	3	2	18	2	1	0	37			
05	PEETE, Tim	g	4-8	1-3	3-4	0	3	3	3	12	3	2	0	37			
04	HARALSON, Scottie	g	6-12	6-10	0-0	1	2	3	1	18	1	1	1	34			
01	SMITH, Rashad	g	1-1	0-0	0-0	0	0	0	1	2	1	0	0	6			
15	WISHON, David	g	0-0	0-0	0-0	0	0	0	1	0	0	0	1	2			
13	RICHARD, Joe	g	1-1	0-0	0-0	1	0	1	4	2	0	2	0	14			
35	MAGLEY, D.J.	g	0-2	0-0	0-1	0	6	6	2	0	1	1	2	21			
Team						1	0	1									
Totals			22-50	10-19	13-23	6	18	24	21	67	12	9	7	3	200		
FG % 1st Half: 15-30		50.0%	2nd half: 7-20		35.0%	Game: 22-50		44.0%							Deadball		
3FG % 1st Half: 6-10		60.0%	2nd half: 4-9		44.4%	Game: 10-19		52.6%							Rebounds		
FT % 1st Half: 5-9		55.6%	2nd half: 8-14		57.1%	Game: 13-23		56.5%							3.1		

Officials: John Higgins, Mark Whitehead, Terry Oglesby
Technical fouls: Wichita State-None. Tulsa-None.
Attendance: 4360

Score by periods	1st	2nd	Total
Wichita State	37	40	77
Tulsa	41	26	67

Game 9
Dec. 10, 2011

Ragland, Kyles Pace Shockers in 83-76 Win

WICHITA, Kan. - Eighteen first-half points from David Kyles and 13 second-half points from Joe Ragland propelled Wichita State in an 83-76 win against Utah State Saturday at Charles Koch Arena.

Wichita State took the lead for good midway through the first half and fought off a late surge by the Aggies, who crept within four points late.

Kyles' 18 points, all from three-pointers, helped create a 21-point halftime lead for the Shockers in front of a crowd of 10,386.

The Aggies battled back, however, outscoring WSU, 56-42, in the second half. A block by Ehimen Orukpe at the defensive end, followed by free throws from Ragland and Williams regained a 12-point WSU lead in the final minute.

Ragland finished with a game-high 19 points for WSU, which improved to 7-2 overall and 5-0 in Wichita this season. Garrett Stutz led Wichita State with a game-high eight rebounds. Toure' Murry (12 points) and Carl Hall (11 points) also finished with double-digit points totals for the Shockers.

Utah State fell to 4-5 overall as the Shockers won their fifth-straight game.

Kyles opened the contest with back-to-back three-pointers for the Shockers, who held Utah State without a point for the first 2:30 of the game.

The Aggies grabbed a 13-12 lead before the Shockers answered with a Kyles' three-pointer, Murry dunk and Ben Smith layup to take the lead.

Five three-pointers from Ragland (two), Kyles (two) and Williams pushed the Shockers ahead to a 41-20 halftime lead during a 17-0 Wichita State run.

USU opened the second half outscoring the Shockers, 9-4. A 7-0 run by Utah State over 1:08 later cut the Shockers' lead to 53-42 with 12:30 left in the game.

A Ragland layup and free throw that followed regained a 14-point lead for Wichita State, 56-42.

The Aggies crept within four points before a jumper from Murry and three-pointer from Ragland pushed Wichita State back out to a nine-point edge with 3:18 left on the clock.

Wichita State outrebounded Utah State, 21-11, in the first half and, 37-25, in the game overall. The Shockers shot 45.6 percent (26-of-57) for the game overall and 44 percent from behind the three-point line (11-of-25).

Official Basketball Box Score -- Game Totals -- Final Statistics
Utah State vs Wichita State
12-10-11 7:05 pm at Wichita, Kan. (Charles Koch Arena)

Utah State 76 • 4-5

##	Player	Total			3-Ptr			Rebounds			PF	TP	A	TO	Blk	Stl	Min
		FG-FGA	FG-FGA	FT-FTA	Off	Def	Tot	Off	Def	Tot							
15	Bruneel, Mitch	f	3-4	1-2	3-3	0	0	0	1	10	1	1	0	16			
21	Grim, Morgan	f	3-8	0-0	0-0	1	5	6	3	6	1	2	2	29			
25	Stone, Jordan	c	0-0	0-0	0-0	0	1	1	3	0	1	1	0	14			
00	Pane, Brockelth	g	6-11	1-2	5-7	0	4	4	3	18	2	3	0	32			
13	Medlin, Preston	g	6-13	1-6	2-3	1	3	4	3	15	3	2	0	37			
01	Clifford, Ben	g	0-0	0-0	0-0	1	1	2	4	0	1	0	0	13			
11	Thobsey, Adam	g	0-2	0-2	0-0	0	0	0	0	0	0	0	0	7			
12	Berger, Danny	g	4-6	2-3	2-2	0	1	1	3	12	0	2	0	14			
14	Farris, E.J.	g	1-1	0-0	0-0	0	0	0	2	0	1	0	0	4			
34	Reed, Kyisean	g	5-7	0-0	3-6	0	2	2	5	13	0	0	0	24			
Team						2	3	5									
Totals			28-52	5-15	15-21	5	20	25	25	76	9	12	2	5	200		
FG % 1st Half: 9-20		45.0%	2nd half: 19-32		59.4%	Game: 28-52		53.8%							Deadball		
3FG % 1st Half: 1-7		14.3%	2nd half: 4-8		50.0%	Game: 5-15		33.3%							Rebounds		
FT % 1st Half: 1-4		25.0%	2nd half: 14-17		82.4%	Game: 15-21		71.4%							2		

Wichita State 83 • 7-2

##	Player	Total			3-Ptr			Rebounds			PF	TP	A	TO	Blk	Stl	Min
		FG-FGA	FG-FGA	FT-FTA	Off	Def	Tot	Off	Def	Tot							
22	HALL, Carl	f	4-9	0-0	3-5	2	1	3	2	11	0	1	0	28			
41	STUTZ, Garrett	c	3-7	0-0	0-1	3	5	8	3	6	3	4	3	27			
01	RAGLAND, Joe	g	6-10	4-7	3-3	2	4	6	1	19	3	1	0	33			
23	MURRY, Toure'	g	3-7	0-1	6-8	3	4	7	3	12	4	2	1	34			
24	KYLES, David	g	6-13	6-12	0-0	2	4	6	3	18	3	1	0	28			
05	WILLIAMS, Demetric	g	1-4	1-4	3-6	0	2	2	1	6	2	2	0	20			
20	SMITH, Ben	g	2-5	0-1	3-3	0	1	1	1	7	0	1	0	17			
21	ORUKPE, Ehimen	g	0-0	0-0	2-2	0	0	0	1	2	1	1	0	7			
32	COTTON, Tekele	g	1-2	0-0	0-0	1	1	2	3	2	0	0	0	6			
Team						1	1	2									
Totals			26-57	11-25	20-28	14	23	37	18	83	16	13	5	3	200		
FG % 1st Half: 15-34		44.1%	2nd half: 11-23		47.8%	Game: 26-57		45.6%							Deadball		
3FG % 1st Half: 9-17		52.9%	2nd half: 2-8		25.0%	Game: 11-25		44.0%							Rebounds		
FT % 1st Half: 2-2		100.0	2nd half: 18-26		69.2%	Game: 20-28		71.4%							5		

Officials: Verne Harris, Larry Spaulding, Shawn Leigh
Technical fouls: Utah State-None. Wichita State-None.
Attendance: 10386

Score by periods	1st	2nd	Total
Utah State	20	56	76
Wichita State	41	42	83

Game 10
Dec. 7, 2011

Shockers Claw Cougars, 94-44

WICHITA, Kan. - Wichita State defeated Chicago State, 94-44, in front of 10,203 fans at Charles Koch Arena on Wednesday night.

Chicago State's 44 points are the lowest by a Wichita State opponent this season, while WSU's 94 points are a season high.

Ben Smith led WSU (8-2) with a career-high 22 points and grabbed five rebounds. The 2011 Missouri Valley Conference Sixth Man of the Year knocked down three treys for the Shockers.

Joe Ragland scored 12 points and David Kyles 10 points for the Shockers. Ragland, who scored a career-high 31 points against UNLV earlier this season, has now scored in double figures five-straight games. The point guard, who earned MVC Player of the Week honors for his performance against the Runnin' Rebels, chipped in a season-high six assists against Chicago State.

The Shockers held the Cougars (0-10) to 27.3 percent (15-of-55) for the game overall and 10.5 percent (2-of-19) from the three-point line. WSU out-rebounded the Cougars, 53-34.

Wichita State wasted no time jumping on the Cougars when Carl Hall knocked down two free throws seconds into the game and the Shockers never trailed. Kyles hit three free throws and a three-pointer to help the Shockers build a 12-6 lead going into the first media timeout at the 15:47 mark.

Tough defense and great shooting from the field and the free throw line helped the Shockers build a 53-24 halftime lead. Ragland led the Shockers at the break with nine points and four assists. Twelve Shockers saw action in the first half with freshmen, Jake White, Tekele Cotton and Evan Wessel playing eight, nine and ten minutes, respectively. Wessel knocked down two three-pointers to finish the half with six points and eight points overall.

The win tonight gave Wichita State Head Coach Gregg Marshall his 90th win at WSU and his 284th overall.

Game 11
Dec. 19, 2011

Shockers Ground Jets, 102-53

WICHITA, Kan. - In its final tune-up before Missouri Valley Conference play, Wichita State overcame a sluggish start against cross-town Newman University to eventually dismantle the visiting Jets, 102-53.

The game marked the first time the Shockers played host to the Jets in the regular season, and it was also the first time under Gregg Marshall WSU hit the century mark. The Shockers out-scored their last two opponents, 196-97, including a 50-point win last Wednesday.

WSU (9-2), which extended its winning streak to seven games, was paced by the play of center Garrett Stutz, and Ben Smith, who each scored 16 points. A total of five Shockers finished in double-figures Monday. Demetric Williams added 12 points, while Ragland scored 11, and Hall scored 10. Ragland also had six assists and has now scored in double figures in six-straight games.

The Shockers shot 63 percent from the field (39-of-62), including eight buckets from behind the arc. Smith took control for WSU from deep by making 4-of-5 three-pointers.

Newman (8-3) struggled to find a rhythm offensively, as the loss snapped head coach Mark Potter's squad's five-game winning streak. The Shocker defense eventually wore down the Jets, holding them to 28 percent from the floor (18-of-64).

The Jets' leading scorer, Eric Saunders, was the only Newman player in double-digits with 14 points. Chuck Coley was 4-for-8 from the floor with nine points and four rebounds for NU.

The Shocker defense helped WSU regain its stride in the last four minutes of the first half by going on a 15-5 run to take a 53-29 lead at the break.

The second half was much of the same, as defense led to easy Shocker points as Wichita State shot 66 percent from the floor (20-of-30) including 6-of-10 from behind the arc. Smith provided hot shooting again, as he hit the Shockers' initial three to get its offense rolling. WSU forced seven more turnovers in the half and 20 for the game.

Official Basketball Box Score -- Game Totals -- Final Statistics
Chicago State vs Wichita State
12-14-11 7:05 p.m. at Wichita, Kan. (Charles Koch Arena)

Chicago State 44 • 0-10

##	Player	Total			3-Ptr			Rebounds			PF	TP	A	TO	Bk	Stl	Min
		FG	FGA	FT	FTA	Off	Def	Tot									
30	FISHER, Lee	f	4-15	0-4	2-4	1	6	7	3	10	1	5	1	3	38		
31	ROBINSON, Jeremy	f	5-14	2-7	1-3	2	4	6	3	13	0	2	4	1	39		
32	UKAIGWE, Quincy	c	1-1	0-0	0-0	2	2	4	5	2	0	2	1	1	12		
11	STIMMONS, Ardarius	g	0-4	0-1	0-0	0	1	1	1	0	0	4	0	0	26		
21	SAMUELS, Matt	g	2-11	0-2	5-7	0	3	3	1	9	2	2	0	0	27		
01	NELSON, D'Jari	g	0-1	0-1	2-4	1	2	3	2	0	1	0	0	0	22		
13	HENRY, Nate	g	0-0	0-0	0-0	0	0	0	1	0	1	0	0	0	3		
15	ANDERSON, Jacobby	g	0-2	0-1	0-0	0	1	1	0	0	0	0	0	0	6		
23	WILLIAMS, Aaron	g	2-4	0-2	2-2	0	0	0	1	6	0	0	0	0	9		
35	ROSENBERG, Clarke	g	1-3	0-1	0-0	0	4	4	2	0	2	0	0	0	18		
	Team					2	3	5									
	Totals		15-55	2-19	12-20	8	26	34	22	44	3	19	6	5	200		

FG % 1st Half: 9-27 33.3% 2nd half: 6-28 21.4% Game: 15-55 27.3%
3FG % 1st Half: 2-9 22.2% 2nd half: 0-10 0.0% Game: 2-19 10.5%
FT % 1st Half: 4-10 40.0% 2nd half: 8-10 80.0% Game: 12-20 60.0%

Wichita State 94 • 8-2

##	Player	Total			3-Ptr			Rebounds			PF	TP	A	TO	Bk	Stl	Min
		FG	FGA	FT	FTA	Off	Def	Tot									
22	HALL, Carl	f	1-2	0-0	4-4	2	3	5	0	6	1	1	2	0	16		
41	STUTZ, Garrett	c	3-4	0-0	3-3	0	2	2	3	9	2	0	1	1	14		
01	RAGLAND, Joe	g	4-6	1-3	3-3	0	3	3	0	12	6	0	0	1	16		
23	MURRY, Toure'	g	2-8	0-3	1-2	4	4	8	0	5	3	1	0	0	15		
24	KYLES, David	g	3-6	1-4	3-3	0	2	2	0	10	1	3	0	1	13		
03	WESSEL, Evan	g	3-7	2-6	0-0	1	2	3	1	8	2	0	0	2	20		
04	ANACREON, James	g	3-8	0-1	0-0	2	4	6	1	6	0	1	1	0	16		
05	WILLIAMS, Demetric	g	2-5	1-4	2-2	0	2	2	0	7	3	1	0	2	17		
15	VAUTRAVERS, Randall	g	0-2	0-2	0-0	1	0	1	0	0	1	0	0	0	3		
20	SMITH, Ben	g	8-11	3-6	3-3	4	1	5	1	22	2	0	0	1	18		
21	ORUKPE, Ehimen	g	1-2	0-0	0-2	1	5	6	2	1	1	0	1	1	12		
32	COTTON, Tekele	g	2-8	1-5	0-2	0	1	1	2	5	2	1	1	1	24		
50	WHITE, Jake	g	0-3	0-1	2-4	1	7	8	2	2	0	0	0	0	16		
	Team					1	0	1									
	Totals		32-72	9-35	21-28	17	36	53	15	94	24	9	5	10	200		

FG % 1st Half: 17-34 50.0% 2nd half: 15-38 39.5% Game: 32-72 44.4%
3FG % 1st Half: 5-17 29.4% 2nd half: 4-18 22.2% Game: 9-35 25.7%
FT % 1st Half: 14-17 82.4% 2nd half: 7-11 63.6% Game: 21-28 75.0%

Officials: Steve Olson, Bo Borowski, Randy Heimerman
Technical fouls: Chicago State-UKAIGWE, Quincy, Wichita State-None.
Attendance: 10203

Score by periods	1st	2nd	Total
Chicago State	24	20	44
Wichita State	53	41	94

Official Basketball Box Score -- Game Totals -- Final Statistics
Newman University vs Wichita State
12-19-11 7:05 p.m. at Wichita, Kan. (Charles Koch Arena)

Newman University 53 • 8-3

##	Player	Total			3-Ptr			Rebounds			PF	TP	A	TO	Bk	Stl	Min
		FG	FGA	FT	FTA	Off	Def	Tot									
02	Chuck Coley	f	4-8	1-4	0-0	2	2	4	2	9	1	1	2	2	18		
45	Mason Feltner	f	2-8	1-3	0-0	2	2	4	2	5	0	1	0	2	21		
05	Bobby Wesley	g	1-6	1-2	4-4	1	2	3	2	7	1	4	0	0	26		
23	Darrell Traylor	g	3-5	0-2	0-0	0	1	1	0	6	0	3	0	2	18		
24	Eric Saunders	g	4-11	1-6	5-5	0	2	2	2	14	1	4	0	1	27		
01	Kyle Grant	g	0-0	0-0	0-0	1	1	2	0	0	0	0	0	0	6		
03	Luke Barnwell	g	0-0	0-0	0-0	0	0	0	0	0	0	0	0	0	4		
04	Shamar Acuary	g	3-14	0-1	0-0	0	1	1	1	6	1	2	0	1	18		
11	Kalub Long	g	0-0	0-0	0-0	0	0	0	1	0	2	0	0	0	4		
13	Josh Plessant	g	0-5	0-0	3-5	2	2	4	3	3	0	1	0	1	19		
15	Connor Walker	g	0-0	0-0	0-0	0	1	2	1	0	0	1	0	0	10		
21	Ryan McCarthy	g	0-1	0-1	0-0	0	0	0	2	0	1	0	0	0	5		
30	Ryan Mesh	g	0-3	0-0	1-2	1	0	1	2	1	1	1	0	1	18		
31	Richard Waldron	g	1-3	0-2	0-0	0	0	0	1	2	0	0	0	0	6		
	Team					3	5	8									
	Totals		18-64	4-21	13-16	13	19	32	19	53	6	20	2	10	200		

FG % 1st Half: 10-29 34.5% 2nd half: 8-35 22.9% Game: 18-64 28.1%
3FG % 1st Half: 3-10 30.0% 2nd half: 1-11 9.1% Game: 4-21 19.0%
FT % 1st Half: 6-7 85.7% 2nd half: 7-9 77.8% Game: 13-16 81.3%

Wichita State 102 • 9-2

##	Player	Total			3-Ptr			Rebounds			PF	TP	A	TO	Bk	Stl	Min
		FG	FGA	FT	FTA	Off	Def	Tot									
20	SMITH, Ben	f	6-7	4-5	0-0	1	0	1	2	16	0	1	0	2	19		
22	HALL, Carl	f	5-8	0-0	0-0	2	2	4	2	10	2	1	0	2	20		
41	STUTZ, Garrett	c	6-7	0-0	4-4	3	2	5	0	16	2	4	0	1	17		
01	RAGLAND, Joe	g	5-7	0-2	1-2	0	4	4	2	11	6	2	0	1	22		
23	MURRY, Toure'	g	2-5	0-0	5-9	0	3	3	0	9	2	2	0	0	18		
03	WESSEL, Evan	g	2-3	0-1	0-0	0	3	3	1	4	1	0	0	2	14		
04	ANACREON, James	g	3-4	0-1	0-0	0	2	2	1	6	0	0	0	0	12		
05	WILLIAMS, Demetric	g	5-7	1-2	1-1	0	3	3	2	12	3	1	0	2	18		
15	VAUTRAVERS, Randall	g	1-1	1-1	0-0	0	0	0	0	3	0	0	0	0	3		
21	ORUKPE, Ehimen	g	0-2	0-0	1-2	0	1	2	1	0	1	2	1	1	18		
24	KYLES, David	g	2-4	2-3	2-2	1	4	5	0	8	0	1	0	1	13		
32	COTTON, Tekele	g	2-4	0-1	2-3	1	2	3	0	6	3	0	3	1	15		
50	WHITE, Jake	g	0-3	0-2	0-0	0	2	2	1	0	0	0	1	0	11		
	Team					1	6	7									
	Totals		39-62	8-18	16-23	9	34	43	13	102	21	16	3	15	200		

FG % 1st Half: 19-32 59.4% 2nd half: 20-30 66.7% Game: 39-62 62.9%
3FG % 1st Half: 2-8 25.0% 2nd half: 6-10 60.0% Game: 8-18 44.4%
FT % 1st Half: 13-16 81.3% 2nd half: 3-7 42.9% Game: 16-23 69.6%

Officials: Warren Evans, John Moore, Toby Martinez
Technical fouls: Newman University-None. Wichita State-None.
Attendance: 10187

Score by periods	1st	2nd	Total
Newman University	29	24	53
Wichita State	53	49	102

Game 12
Dec. 28, 2011

Shockers Top Bradley in Valley Opener, 90-51

PEORIA, Ill. -- All five Wichita State starters finished with double-digit point totals Wednesday as the Shockers opened Missouri Valley Conference men's basketball play with a 90-51 win against Bradley at Carver Arena.

Senior center Garrett Stutz paced the Shockers with 14 points and a game-high 10 rebounds, helping the Shockers to their eighth consecutive victory. Wichita State improved to 10-2 overall and 1-0 in MVC play.

The Shockers shot 52.4 percent overall. Joe Ragland and Toure' Murry had 12 points each. David Kyles added 11 points and Carl Hall had 10 points in front of a crowd of 7,184.

Bradley fell to 5-8 overall and 0-1 in conference play, led by Taylor Brown's game-high 19 points.

Wichita State held Bradley to 25.5 percent shooting in the game -- the second-lowest field goal percentage in Bradley's history.

WSU led at the half, 39-24, after taking a 6-0 lead to open play. Kyles and Stutz each had eight points to pace the 11 Shockers who saw first-half playing time. Stutz also had eight boards at the half.

The Shockers went on to rebound Bradley, 50-32, in the game overall.

The 39-point win marked the largest margin of victory in the 126-game history of the rivalry between the two teams.

Official Basketball Box Score -- Game Totals -- Final Statistics Wichita State vs Bradley 12-28-11 7:07 p.m. at Peoria, Ill. - Carver Arena

Wichita State 90 • 10-2, 1-0 MVC

#	Player	Total			3-Ptr			Rebounds			PF	TP	A	TO	Blk	Stl	Min
		FG	FGA	FT	FTA	Off	Def	Tot	Off	Def							
22	HALL, Carl	f	5-6	0-0	0-0	5	3	8	3	10	2	1	1	0	0	19	
41	STUTZ, Garrett	c	5-6	2-0	4-4	3	7	10	3	14	2	0	0	0	19		
01	RAGLAND, Joe	g	4-7	2-3	2-2	0	0	0	2	12	3	2	0	1	16		
23	MURRY, Toure'	g	4-9	0-0	4-4	1	5	6	1	12	4	2	0	1	24		
24	KYLES, David	g	4-13	3-9	0-0	1	3	4	2	11	3	1	0	3	29		
03	WESSEL, Evan	g	0-2	0-1	0-0	0	0	0	0	0	1	0	1	0	10		
04	ANACREON, James	g	2-4	0-0	1-3	0	2	2	0	5	0	0	1	3	11		
05	WILLIAMS, Demetric	g	1-3	0-1	1-1	0	1	1	2	3	2	1	0	0	15		
15	VAUTRAVERS, Randall	g	0-0	0-0	0-0	0	0	0	0	0	0	0	0	0	2		
20	SMITH, Ben	g	3-5	1-1	1-1	2	0	2	3	8	0	0	0	0	15		
21	ORUKPE, Ehimen	g	3-4	0-0	1-4	1	5	6	2	7	0	2	0	0	14		
32	COTTON, Tekele	g	2-4	1-1	3-3	1	2	3	3	8	1	3	0	2	18		
50	WHITE, Jake	g	0-0	0-0	0-0	1	2	3	1	0	1	1	0	0	8		
Team						3	2	5			1						
Totals			33-63	7-16	17-22	18	32	50	22	90	18	15	2	11	200		

FG % 1st Half: 16-35 45.7% 2nd half: 17-28 60.7% Game: 33-63 52.4%
3FG % 1st Half: 3-10 30.0% 2nd half: 4-6 66.7% Game: 7-16 43.8%
FT % 1st Half: 4-5 80.0% 2nd half: 13-17 76.5% Game: 17-22 77.3%

Bradley 51 • 5-8, 0-1 MVC

#	Player	Total			3-Ptr			Rebounds			PF	TP	A	TO	Blk	Stl	Min
		FG	FGA	FT	FTA	Off	Def	Tot	Off	Def							
03	Brown, Taylor	f	6-10	1-3	6-8	2	1	3	1	19	1	2	0	0	0	28	
23	Shayok, Shayok	f	1-4	0-0	0-0	0	1	1	2	2	0	3	0	1	18		
44	Prosser, Jordan	c	3-5	0-0	3-4	5	4	9	2	9	0	1	1	0	29		
01	Simms-Edwards, D.	g	1-8	1-4	1-2	1	2	3	1	4	1	2	0	3	28		
25	Lemon Jr., Walt	g	1-10	0-2	4-4	0	1	1	4	6	1	4	0	0	25		
00	Woods, Charonn	g	0-0	0-0	0-1	0	1	1	2	0	0	0	0	0	12		
04	Eastman, Jake	g	1-9	0-1	4-6	2	3	5	3	6	2	1	0	1	21		
05	Crawford, Jalen	g	0-3	0-0	0-0	2	1	3	1	0	0	0	0	0	11		
14	Knezevic, Milos	g	1-4	1-3	1-2	1	1	2	2	4	0	2	0	0	8		
32	Stewart, Donivine	g	0-1	0-1	0-0	0	0	0	0	0	1	0	0	0	6		
34	Hodges, Devon	g	0-0	0-0	0-0	0	0	0	0	1	0	1	0	0	3		
41	Thompson, Anthony	g	0-1	0-0	1-2	0	0	0	2	1	0	0	3	0	11		
Team						3	1	4			2						
Totals			14-55	3-14	20-29	16	16	32	21	51	6	16	4	5	200		

FG % 1st Half: 8-29 27.6% 2nd half: 6-26 23.1% Game: 14-55 25.5%
3FG % 1st Half: 2-8 25.0% 2nd half: 1-6 16.7% Game: 3-14 21.4%
FT % 1st Half: 6-9 66.7% 2nd half: 14-20 70.0% Game: 20-29 69.0%

Officials: John Higgins, Paul Janssen, Mike Stuart
Technical fouls: Wichita State-HALL, Carl. Bradley-None.
Attendance: 7184

Score by periods	1st	2nd	Total
Wichita State	39	51	90
Bradley	24	27	51

Game 13
Dec. 31, 2011

Bluejays Defeat Shockers, 68-61, on New Year's Eve

WICHITA, Kan. -- The No. 21 Creighton Bluejays, led by 19 points from Antoine Young, defeated the Wichita State Shockers, 68-61, in front of a sold-out crowd of 10,506 fans at Charles Koch Arena on the final day of 2011.

Carl Hall scored 17 points, and also pulled down a career-high 13 boards for the Shockers. Senior point guard Joe Ragland added 12 points for his eighth-straight double-figure game. David Kyles also chipped in 11 points for Wichita State.

Young was one of four Bluejays to score in double figures on Saturday night, with Gregory Echenique and Doug McDermott scoring 12 each, and Grant Gibbs tallying 11 points. McDermott, the second-leading scorer in the nation coming into the game at 24.8 ppg, added a team-high seven rebounds.

Creighton (11-2, 1-1 MVC) jumped out to an early 19-9 lead to start the game behind six points from Echenique, as Wichita State (10-3, 1-1 MVC) battled early shooting woes. The Shockers surged with a 12-1 run to take the lead, 21-20, at the 7:40 mark.

The teams would trade three-pointers on the next four possessions, with Jahennis Manigat of Creighton starting the hot shooting with a long three. Ben Smith would answer for Wichita State with a three, and McDermott followed for the Bluejays. Senior guard David Kyles drained a three from the left wing to put WSU ahead, 27-26, with 5:40 remaining in the half.

After a jumper by Echenique, the Shockers went on a 12-0 run to take a 39-28 lead at the 2:49 mark. Young made a driving jumper, and was fouled with two seconds in the half. The senior guard knocked down the free throw to close the gap at the half, 39-31.

WSU shot 11-of-29 (37.9 percent) and Creighton was 10-of-27 (37 percent) from the field in the first half. After opening 1-of-7 from the three-point line, the Shockers knocked down their last three-of-five buckets to finish the half 4-of-12 from the arc.

Both teams traded baskets to open the second half as WSU built a 46-39 lead. CU answered with a 7-0 run, the last three on a McDermott trey from the right wing to tie the game at 46.

Ragland stopped the run by hitting one-of-two free throws to put the Shockers ahead, 47-46, before Josh Jones hit a three from the left corner to put CU back ahead, 49-47. Demetric Williams hit a jumper to tie the game at 49 at the 10:10 mark.

Young then gave the Jays the lead for good, 52-49, with a layup and free throw. Kyles hit a layup to put the Shockers down one, before the Jays outscored WSU, 16-12, to close the game.

WSU shot 19.2 percent (5-of-26) from the arc for the game, and made just one-of-14 in the second half. Wichita State rebounded Creighton, 38-36, to continue its streak of winning the battle on the glass against every opponent this season.

Official Basketball Box Score -- Game Totals -- Final Statistics Creighton vs Wichita State 12-31-11 5:05 p.m. at Wichita, Kan. (Charles Koch Arena)

Creighton 68 • 11-2, 1-1

#	Player	Total			3-Ptr			Rebounds			PF	TP	A	TO	Blk	Stl	Min
		FG	FGA	FT	FTA	Off	Def	Tot	Off	Def							
03	McDermott, Doug	f	4-9	2-2	2-3	0	7	7	2	12	3	4	0	0	35		
10	Gibbs, Grant	f	4-4	1-1	2-2	0	4	4	4	11	6	2	0	1	26		
00	Echenique, Gregory	c	5-12	0-0	2-2	3	3	6	4	12	0	2	1	1	32		
12	Manigat, Jahennis	g	1-2	1-2	0-1	0	1	1	3	0	0	0	0	0	22		
20	Young, Antoine	g	5-14	1-2	8-10	0	2	2	1	19	3	2	0	1	34		
01	Chatman, Austin	g	0-2	0-0	0-0	0	1	1	1	0	0	0	0	1	6		
05	Jones, Josh	g	3-8	2-5	0-0	1	3	4	1	8	0	1	0	0	28		
22	Dingman, Avery	g	0-0	0-0	0-0	1	0	1	1	0	0	0	0	0	4		
31	Artino, Will	g	0-0	0-0	0-0	0	0	0	1	0	0	0	0	0	4		
34	Wragge, Ethan	g	1-3	1-3	0-0	0	3	3	1	3	0	0	0	0	9		
Team						1	6	7			1						
Totals			23-54	8-15	14-18	6	30	36	18	68	12	11	1	4	200		

FG % 1st Half: 10-27 37.0% 2nd half: 13-27 48.1% Game: 23-54 42.6%
3FG % 1st Half: 4-8 50.0% 2nd half: 4-7 57.1% Game: 8-15 53.3%
FT % 1st Half: 7-10 70.0% 2nd half: 7-8 87.5% Game: 14-18 77.8%

Wichita State 61 • 10-3, 1-1

#	Player	Total			3-Ptr			Rebounds			PF	TP	A	TO	Blk	Stl	Min
		FG	FGA	FT	FTA	Off	Def	Tot	Off	Def							
22	HALL, Carl	f	7-9	0-0	3-4	5	8	13	4	17	0	1	3	0	29		
41	STUTZ, Garrett	c	2-8	0-2	1-1	0	4	4	3	5	1	2	0	0	19		
01	RAGLAND, Joe	g	3-10	1-6	5-8	0	2	2	4	12	3	3	0	0	26		
23	MURRY, Toure'	g	1-7	0-1	3-4	4	1	5	2	5	1	4	0	3	27		
24	KYLES, David	g	3-11	2-9	3-3	0	3	3	0	11	0	0	0	1	35		
05	WILLIAMS, Demetric	g	1-4	0-2	0-0	0	4	4	0	2	1	0	0	0	18		
20	SMITH, Ben	g	2-7	2-6	1-3	1	2	3	3	7	0	0	0	1	30		
21	ORUKPE, Ehimen	g	0-1	0-0	0-0	0	0	0	1	0	1	0	0	0	4		
32	COTTON, Tekele	g	0-0	0-0	2-2	0	2	2	0	2	2	0	0	0	12		
Team						2	0	2			1						
Totals			19-57	5-26	18-25	12	26	38	17	61	9	11	3	5	200		

FG % 1st Half: 11-29 37.9% 2nd half: 8-28 28.6% Game: 19-57 33.3%
3FG % 1st Half: 4-12 33.3% 2nd half: 1-4 7.1% Game: 5-26 19.2%
FT % 1st Half: 13-17 76.5% 2nd half: 5-8 62.5% Game: 18-25 72.0%

Officials: Tom Eades, Mark Whitehead, Steve Olson
Technical fouls: Creighton-TEAM. Wichita State-None.
Attendance: 10506

Score by periods	1st	2nd	Total
Creighton	31	37	68
Wichita State	39	22	61

Game 14
Jan. 4, 2012

Shockers Trump Aces, 67-66, Behind Stutz's 29 points

EVANSVILLE, Ind. -- Garrett Stutz scored a career-high 29 points to lead Wichita State to a 67-66 win over the University of Evansville men's basketball team Wednesday evening at the Ford Center.

Colt Ryan was 10-18 from the floor and hit five three-pointers to tie his season high with 31 points for the Aces. The Batesville, Ind. native also dished out five assists while tying for the team high with five boards. Kenneth Harris was the other Ace in double figures with 15 points.

Toure' Murry was the other Shocker in double figures with ten points.

The first half featured 10 lead changes before Wichita State (11-3, 2-1 MVC) took a lead of ten points late in the half. The Aces (7-6, 2-1 MVC) had the upper hand early, going up 9-6, but the Shockers came right back with seven-straight of their own to go up 13-9.

Evansville came back to take what would be their largest edge of the game at four points (20-16) when Ryan knocked down his first trey of the game. Once again, the Shockers had an answer, wrapping up the half on an 18-7 run to take a 34-27 lead at the half. With Wichita up by ten, Harris hit a three at the buzzer to make it a seven-point deficit.

An early rally by the Aces in the second half saw them tie the game at 40-40. Ryan scored 11 points in the opening five minutes of the period, but the Shockers responded with a 7-0 run over the course of two minutes.

Wichita State continued to pad its lead, finding itself up 61-51 inside of ten minutes remaining before Evansville made another run. Harris continued his solid outing, tallying five, including a three-pointer that brought the Aces within a point at 64-63.

With only 1:24 left, Ryan sank two free throws to put the Aces back in front, 65-64. Stutz struck once again, putting the Shockers on top with another jumper in the last minute. After Joe Ragland hit one of two free throws, the Aces had the ball down by two with 16 seconds left. Harris was fouled on a putback attempt, sending him to the line with just one second left. The senior hit the first free throw but missed the second and WSU cleared the ball to give them the one point win.

The Shockers hit 26-of-44 shots in the game, finishing with a 59.1 shooting percentage. Stutz hit 12 out of 14 shots while hauling in a game-high ten boards. His efforts helped the Shockers take a 30-20 edge in rebounding and WSU has now out rebounded every opponent in 2011-12. WSU also finished the night with a 40-14 edge in rebounds in the paint.

Game 15
Jan. 7, 2012

Shockers Take Down Salukis, 83-73

CARBONDALE, Ill. --Wichita State improved to 3-1 in the Missouri Valley Conference after their 83-73 defeat of Southern Illinois on Saturday afternoon. Joe Ragland led WSU with 20 points and three other Shockers scored in doubles figures in the game.

Garrett Stutz, who had a career-high 29 points this past Wednesday night in the Shockers one-point win at Evansville, scored 16 points and grabbed seven rebounds against the Salukis. Toure' Murry had solid numbers across the board with 15 points, four rebounds and four assists. Demetric Williams came off the bench and scored 11 points for Wichita State (12-3, 3-1 MVC).

Mamadou Sek had a double double for Southern Illinois (5-10, 2-2 MVC) with a team-high 15 points and 12 rebounds. T.J. Lindsay added 14 points for SIU.

Wichita State built their largest lead of the game at 19 points with a 13-0 run to start the second half. Stutz contributed four points and Ragland added five points in the run.

The Salukis battled back with a 12-0 to cut the deficit to 63-56 at the 8:43 mark after Lindsay's three-point play.

Ragland answered for WSU with a drive to the basket to end the Salukis run but the senior missed the free throw and the chance for his own three-point play. SIU took advantage as Seek cut the lead to 65-60 with back-to-back layups before Murry knocked down two free throws for WSU.

Five points would be as close as Southern Illinois would get as Ragland went to work for the Shockers, first with a three-pointer to push the lead to 70-60 and the Massachusetts native forced a steal from SIU on the following procession and ran the length of the court for a breakaway layup and extended the lead to 72-60 with 5:21 left in the game.

Southern Illinois mounted one final run of 7-2 to close the Shockers lead to 74-67 after Jeff Earl's bucket at the 2:16 mark. Murry hit two more free throws to push the lead to 76-67 but Daniel Daniels bricked two from the line and Williams cleared the ball for WSU.

Wichita State put the game away from the free throw line in the final two minutes with Murry knocking down five and Carl Hall knocking down two to help the Shockers earn the victory. Murry a pre-season first team All-MVC selection finished 8-of-10 from the line on Saturday.

The Shockers out-rebounded the Salukis, 36-30, and no opponent has out boarded Wichita State this season. Hall was the leading rebounder for the Shocks with nine boards.

Official Basketball Box Score -- Game Totals -- Final Statistics
Wichita State vs UE
1/4/12 7:05 p.m. at Ford Center, Evansville, Ind.

Wichita State 67 • 11-3, 2-1 MVC

#	Player	Total			3-Ptr			Rebounds			PF	TP	A	TO	Bk	Stl	Min
		FG-FGA	FG-FGA	FT-FTA	Off	Def	Tot	Off	Def	Tot							
20	SMITH, Ben	f	3-8	0-3	0-0	1	2	3	2	6	2	1	0	1	35		
22	HALL, Carl	f	3-4	0-0	1-2	2	6	8	2	7	1	0	1	32			
41	STUTZ, Garrett	c	12-14	0-0	5-5	3	7	10	2	29	4	6	3	36			
01	RAGLAND, Joe	g	2-3	1-2	1-2	0	1	1	3	6	1	5	0	22			
05	WILLIAMS, Demetric	g	2-3	0-1	2-2	0	1	1	3	6	4	1	0	25			
04	ANACREON, James	g	0-0	0-0	0-0	0	0	0	1	0	0	0	0	3			
23	MURRY, Toure'	g	3-10	2-3	2-2	0	6	6	2	10	2	2	0	27			
24	KYLES, David	g	1-2	1-2	0-0	0	1	1	0	3	1	0	1	20			
	Team		0	0	0	0	0	0	1	1							
	Totals		26-44	4-11	11-13	6	24	30	15	67	15	16	5	5	200		

FG % 1st Half: 15-27 55.6% 2nd half: 11-17 64.7% Game: 26-44 59.1% Deadball Rebounds 1
 3FG % 1st Half: 3-9 33.3% 2nd half: 1-2 50.0% Game: 4-11 36.4%
 FT % 1st Half: 1-1 100.0 2nd half: 10-12 83.3% Game: 11-13 84.6%

UE 66 • 7-6, 2-1 MVC

#	Player	Total			3-Ptr			Rebounds			PF	TP	A	TO	Bk	Stl	Min
		FG-FGA	FG-FGA	FT-FTA	Off	Def	Tot	Off	Def	Tot							
00	Sawwell,Ryan	f	1-1	0-0	0-0	0	3	3	1	2	0	2	0	0	22		
32	Harris,Kenny	f	6-13	2-3	1-2	3	2	5	0	15	2	0	1	34			
34	Holmes,Denver	f	3-8	1-2	0-0	0	2	2	3	7	2	0	0	34			
05	Taylor,Troy	g	1-2	0-0	0-0	1	0	1	2	2	1	0	0	21			
11	Ryan,Colt	g	10-18	5-8	6-7	1	4	5	1	31	5	1	0	29			
01	Nelson,Jordan	g	1-1	1-1	0-0	0	0	0	1	3	0	0	0	2			
04	Jones,Lewis	g	0-3	0-1	2-2	1	0	1	1	2	0	2	0	9			
10	Moore,Jaylon	g	0-0	0-0	1-2	0	1	1	0	1	0	1	0	5			
22	Cox,Ned	g	1-6	0-2	1-1	0	1	1	2	3	5	1	0	24			
25	Cesnulevisius,Rokas	g	0-0	0-0	0-0	1	0	1	1	0	2	1	0	10			
	Team		0	0	0	0	0	0	1	1							
	Totals		23-52	9-17	11-14	7	13	20	12	66	17	9	1	7	200		

FG % 1st Half: 10-27 37.0% 2nd half: 13-25 52.0% Game: 23-52 44.2% Deadball Rebounds 1
 3FG % 1st Half: 4-8 50.0% 2nd half: 5-9 55.6% Game: 9-17 52.9%
 FT % 1st Half: 3-4 75.0% 2nd half: 8-10 80.0% Game: 11-14 78.6%

Officials: Joe DeRosa, Don Dally, Terry Oglesby
 Technical fouls: Wichita State-None. UE-None.
 Attendance: 3916

Score by periods	1st	2nd	Total
Wichita State	34	33	67
UE	27	39	66

Official Basketball Box Score -- Game Totals -- Final Statistics
Wichita State vs Southern Illinois
1/07/12 2:05 p.m. at Carbondale, Ill. (SIU Arena)

Wichita State 83 • 12-3, 3-1 MVC

#	Player	Total			3-Ptr			Rebounds			PF	TP	A	TO	Bk	Stl	Min
		FG-FGA	FG-FGA	FT-FTA	Off	Def	Tot	Off	Def	Tot							
20	SMITH, Ben	f	1-4	1-4	2-2	0	2	2	3	5	0	1	0	0	23		
22	HALL, Carl	f	2-5	0-0	4-6	5	4	9	3	8	0	2	0	24			
41	STUTZ, Garrett	c	7-11	0-0	2-3	2	5	7	3	16	2	1	0	19			
01	RAGLAND, Joe	g	9-16	2-5	0-2	2	1	3	2	20	3	1	0	23			
05	WILLIAMS, Demetric	g	4-6	2-2	1-2	0	2	2	2	11	3	0	0	24			
21	ORUKPE, Ehimen	g	0-1	0-0	0-0	0	3	3	1	0	0	0	0	7			
23	MURRY, Toure'	g	3-9	1-3	8-10	2	2	4	1	15	4	3	0	31			
24	KYLES, David	g	2-5	2-5	0-0	1	3	4	0	6	0	1	0	16			
32	COTTON, Tekele	g	0-0	0-0	0-0	0	0	0	1	0	1	3	0	7			
50	WHITE, Jake	g	1-1	0-0	0-0	0	0	0	0	2	0	1	0	6			
	Team		0	0	0	0	2	2									
	Totals		29-58	8-19	17-25	12	24	36	16	83	13	13	0	5	200		

FG % 1st Half: 16-33 48.5% 2nd half: 13-25 52.0% Game: 29-58 50.0% Deadball Rebounds 2
 3FG % 1st Half: 5-14 35.7% 2nd half: 3-5 60.0% Game: 8-19 42.1%
 FT % 1st Half: 3-8 37.5% 2nd half: 14-17 82.4% Game: 17-25 68.0%

Southern Illinois 73 • 5-10, 2-2 MVC

#	Player	Total			3-Ptr			Rebounds			PF	TP	A	TO	Bk	Stl	Min
		FG-FGA	FG-FGA	FT-FTA	Off	Def	Tot	Off	Def	Tot							
00	Mamadou Sek	f	6-9	0-0	3-3	2	10	12	2	15	4	2	1	0	37		
15	Dantiel Daniels	f	4-5	0-0	0-3	2	2	4	3	8	1	0	2	19			
35	Treg Setty	f	0-1	0-0	0-0	0	0	0	1	0	0	0	0	3			
02	Kendal Brown-Surles	g	4-7	2-5	2-3	0	1	1	3	12	0	2	0	28			
12	T.J. Lindsay	g	5-10	3-6	1-1	1	2	3	3	14	1	2	0	24			
04	Davante Drinkard	g	2-5	0-0	3-4	0	3	3	3	7	0	3	1	20			
11	Kourtney Goff	g	0-1	0-1	0-0	0	0	0	0	0	0	0	0	9			
21	Josh Swan	g	2-3	0-0	2-4	0	1	1	0	6	3	2	0	17			
22	Jeff Early	g	1-4	0-1	0-0	0	3	3	4	2	0	0	0	14			
23	Justin Bocot	g	2-8	1-6	4-5	1	0	1	0	9	3	0	0	25			
24	Diamond Taylor	g	0-0	0-0	0-0	0	0	0	0	0	0	0	0	4			
	Team		1	1	2				1								
	Totals		26-53	6-19	15-23	7	23	30	19	73	14	13	4	7	200		

FG % 1st Half: 9-21 42.9% 2nd half: 17-32 53.1% Game: 26-53 49.1% Deadball Rebounds 4
 3FG % 1st Half: 4-8 50.0% 2nd half: 2-11 18.2% Game: 6-19 31.6%
 FT % 1st Half: 11-16 68.8% 2nd half: 4-7 57.1% Game: 15-23 65.2%

Officials: Scott Thornley, Terry Moore, Jeff Campbell
 Technical fouls: Wichita State-None. Southern Illinois-None.
 Attendance: 3619

Score by periods	1st	2nd	Total
Wichita State	40	43	83
Southern Illinois	33	40	73

Game 16
Jan. 10 , 2012

Shockers Hold on against Redbirds, 65-62

WICHITA, Kan. -- In a wild game that wasn't decided until the final possession, Wichita State defeated Illinois State, 65-62, in front of 10,078 fans at Charles Koch Arena on Tuesday night. The Redbirds got within one point four different times in the last three and a half minutes, but the Shockers made free throws and the defense held.

Joe Ragland, who has scored double-figures in 10 of the last 11 games, led Wichita State (13-3, 4-1 MVC) in scoring with 15 points. Garrett Stutz added a double-double with 12 points and 10 rebounds.

Nic Moore paced Illinois State (11-5, 3-2 MVC) with 23 points, including 6-for-6 from the free throw line. Jackie Carmichael added nine points and a game-high 13 rebounds for ISU.

Toure' Murry backed Ragland with 14 points, including a 6-for-7 effort from the line. The Houston, Texas native also scored eight critical points in the final minutes to help the Shockers pull out the narrow victory.

While Murry carried the Shockers, Moore was the primary scorer for the Redbirds with six. He made two free throws to get ISU back within one, 61-60, with 36.3 seconds left before WSU's Stutz knocked down two free throws to extend WSU's lead to 63-60.

Two free throws by Murry pushed WSU's lead to 65-60, but ISU's Tyler Brown was fouled on a three-point attempt on the next possession with 4.3 seconds left, and went to the line for three. He hit the first two, and seemingly intentionally missed the last. A mad scramble for the rebound ensued, a jump ball was called and WSU was the recipient of the alternate possession. However, WSU turned the ball over, and Illinois State had a chance still down two. The Shockers' defense forced a bad pass, and Brown stepped out to give the ball back. Wichita State ran out the clock by throwing the ball deep to preserve the three-point win.

Earlier in the half, Demetric Williams made a three in front of the WSU bench at the 14:42 mark in the second half to take a 19-point lead and equal its largest lead of the game, 47-28.

In the first frame, the Redbirds were held to 8-for-26 (30.8) shooting from the field in and were out-rebounded, 24-14, as the Shockers led 38-22.

Ragland was the leading scorer in the first half for WSU with 13 points.

With the win on Tuesday by WSU, ISU still leads the overall series, 36-32, but the Shockers have now won the last five games, and the last four at Koch Arena.

WSU out-rebounded ISU, 36-34, and it has yet to be out-boarded in any game this season.

Official Basketball Box Score -- Game Totals -- Final Statistics
Illinois State vs Wichita State
01-10-12 7:07 p.m. at Wichita, Kan. (Charles Koch Arena)

Illinois State 62 • (11-5, 3-2)

##	Player	Total			3-Ptr			Rebounds			PF	TP	A	TO	Bk	Stl	Min
		FG	FGA	FT	FTA	Off	Def	Off	Def	Off							
32	Carmichael, Jackie	f	2-8	0-0	5-6	3	10	13	4	9	1	2	0	1	1	31	
01	Brown, Tyler	g	4-9	3-5	2-3	1	5	6	3	13	0	3	0	1	1	32	
05	Cousin, Anthony	g	1-4	0-2	0-0	0	0	0	0	2	1	0	0	2	25		
11	Moore, Nic	g	7-10	3-6	6-6	0	1	1	3	23	2	1	0	0	19		
13	Wilkins, John	g	0-2	0-0	0	0	0	0	3	0	1	2	0	0	18		
02	Allen, Bryant	g	3-10	1-6	0-0	1	0	1	0	7	1	0	0	0	21		
03	Blue, Trey	0-1	0-1	0-0	0	0	0	0	0	0	0	0	0	0	2		
22	Ekey, Jon	3-5	0-1	0-0	1	3	4	1	6	0	0	0	0	0	30		
24	Upshaw, Zeke	0-1	0-1	0-0	0	1	1	0	0	0	0	0	0	0	4		
42	Threloff, Jordan	1-2	0-0	0-0	1	3	4	2	2	0	1	0	0	0	15		
44	Hill, Johnny	0-1	0-1	0-0	0	0	0	1	0	0	0	0	0	0	3		
	Team				1	3	4										
	Totals		21-53	7-25	13-15	8	26	34	17	62	6	9	0	4	200		

FG % 1st Half: 8-26 30.8% 2nd half: 13-27 48.1% Game: 21-53 39.6% Deadball Rebounds 0
3FG % 1st Half: 4-13 30.8% 2nd half: 3-12 25.0% Game: 7-25 28.0%
FT % 1st Half: 2-2 100.0 2nd half: 11-13 84.6% Game: 13-15 86.7%

Wichita State 65 • (13-3, 4-1)

##	Player	Total			3-Ptr			Rebounds			PF	TP	A	TO	Bk	Stl	Min
		FG	FGA	FT	FTA	Off	Def	Off	Def	Off							
22	HALL, Carl	f	0-1	0-0	3-4	1	1	2	4	3	0	1	0	0	0	24	
41	STUTZ, Garrett	c	4-12	0-1	4-6	3	7	10	2	12	0	0	4	1	31		
01	RAGLAND, Joe	g	6-8	1-3	2-2	0	4	4	3	15	4	2	0	0	33		
05	WILLIAMS, Demetric	g	3-4	1-2	2-2	0	2	2	3	9	2	1	0	1	32		
23	MURRY, Toure'	g	4-9	0-2	6-7	0	4	4	2	14	2	3	0	1	29		
20	SMITH, Ben	2-7	1-4	0-1	3	3	6	2	5	0	1	0	0	0	23		
21	ORUKPE, Ehimen	0-1	0-0	0-0	0	1	1	0	0	0	0	0	0	0	2		
24	KYLES, David	2-8	1-6	0-0	0	1	1	1	5	1	0	0	0	0	21		
32	COTTON, Tekele	1-3	0-0	0-0	3	1	4	0	2	0	0	0	0	0	5		
	Team				0	2	2										
	Totals		22-53	4-18	17-22	10	26	36	17	65	9	8	4	3	200		

FG % 1st Half: 13-30 43.3% 2nd half: 9-23 39.1% Game: 22-53 41.5% Deadball Rebounds 0
3FG % 1st Half: 2-8 25.0% 2nd half: 2-10 20.0% Game: 4-18 22.2%
FT % 1st Half: 10-13 76.9% 2nd half: 7-9 77.8% Game: 17-22 77.3%

Officials: Tom Eades, Kelly Self, Zeltou Steed
Technical fouls: Illinois State-None. Wichita State-None.
Attendance: 10078

Score by periods	1st	2nd	Total
Illinois State	22	40	62
Wichita State	38	27	65

Game 17
Jan. 13 , 2012

Shockers Win Fourth-Straight MVC Game, 78-41

WICHITA, Kan. -- Wichita State senior Garrett Stutz recorded a double-double and tied senior David Kyles with a game-high 16 points as the Shockers picked up a 78-41 win against Bradley Friday at Charles Koch Arena.

Stutz finished with a game-high 13 rebounds. Senior Toure' Murry led the Shockers with six assists, all in the first half, in front of a crowd of 10,335.

Wichita State entered the game in a tie for first place in the Missouri Valley Conference standings and improved to 14-3 overall and 5-1 in conference play.

Bradley's (5-13, 0-6) losing skid extended to nine games, as the Shockers picked up their fourth-straight win.

Forward Taylor Brown paced Bradley with 14 points and eight rebounds.

The Shockers jumped out to an early 8-0 lead early in the game's first five minutes.

Stutz and Demetric Williams teamed up to score the Shockers' first 16 points of the game. Stutz reached double figures for the sixth time in seven games before the halfway mark of the opening period.

Wichita State held a 20-12 lead with about eight minutes remaining in the half. Bradley cut the Shocker lead to four points at the 4:10 mark, but Wichita State went on to build on its lead throughout the remainder of the game.

Stutz led the Shockers with 12 points and five rebounds in the first half. Kyles followed closely with 11 points, as the Shockers shot 59 percent as a team.

A Carl Hall layup, and the free throw that followed, at the 15:40 mark pushed the Shockers ahead, 48-29.

A dunk by Kyles, assisted by Stutz, gave Wichita State a 20-point lead with 13 minutes remaining in the game. Kyles' three-pointer later pushed the Shockers ahead, 55-34.

A jumper followed by three-pointer from Ben Smith - his first five points of the night - gave the Shockers a 26-point edge.

Williams' turnaround jumper put the Shockers ahead by 30 points in the final five minutes.

The lead extended to 37 on Jake White's three-pointer with 85 seconds remaining.

The Shockers came close to tying their winning margin from the two teams' first meeting of the season. The Shockers beat Bradley, 90-51, Dec. 28 in their Valley opener in Peoria, Ill.

Wichita State has now won 12 of its last 13 games.

Official Basketball Box Score -- Game Totals -- Final Statistics
Bradley vs Wichita State
01-13-12 7:07 p.m. at Wichita, Kan. (Charles Koch Arena)

Bradley 41 • (5-13, 0-6)

##	Player	Total			3-Ptr			Rebounds			PF	TP	A	TO	Bk	Stl	Min
		FG	FGA	FT	FTA	Off	Def	Off	Def	Off							
03	Brown, Taylor	f	7-18	0-1	0-0	2	6	8	2	14	1	3	1	3	31		
23	Shayok, Shayok	f	3-10	0-2	0-0	2	2	4	4	6	0	1	0	1	25		
44	Prosser, Jordan	c	2-6	0-0	2-4	3	1	4	3	6	1	1	0	1	27		
01	Simmms-Edwards, D.	g	2-9	2-5	0-0	1	2	3	0	6	3	3	0	0	28		
25	Lemson, Jr., Walt	g	0-3	0-0	2-4	0	1	1	2	2	6	1	0	1	27		
09	Woods, Charonn	g	0-0	0-0	0-2	0	1	1	0	0	0	0	0	0	10		
04	Eastman, Jake	1-5	0-3	0-0	1	1	2	0	2	0	1	0	1	1	25		
05	Crawford, Jalen	0-3	0-0	0-0	1	0	1	0	0	0	0	0	0	0	4		
14	Knezevic, Milos	0-1	0-1	1-2	0	0	0	0	1	0	0	0	0	0	4		
32	Stewart, Donivine	0-1	0-1	0-0	0	0	0	0	0	0	0	0	0	0	4		
34	Hodges, Devon	0-0	0-0	0-0	0	0	0	0	0	0	2	0	0	0	3		
41	Thompson, Anthony	2-3	0-0	0-0	0	1	1	2	4	0	0	0	0	0	12		
	Team				1	0	1										
	Totals		17-59	2-13	5-12	11	15	26	13	41	11	12	1	8	200		

FG % 1st Half: 10-29 34.5% 2nd half: 7-30 23.3% Game: 17-59 28.8% Deadball Rebounds 3
3FG % 1st Half: 1-5 20.0% 2nd half: 1-8 12.5% Game: 2-13 15.4%
FT % 1st Half: 3-6 50.0% 2nd half: 2-6 33.3% Game: 5-12 41.7%

Wichita State 78 • (14-3, 5-1)

##	Player	Total			3-Ptr			Rebounds			PF	TP	A	TO	Bk	Stl	Min
		FG	FGA	FT	FTA	Off	Def	Off	Def	Off							
22	HALL, Carl	f	3-3	0-0	5-6	1	3	4	1	11	0	0	0	1	22		
41	STUTZ, Garrett	c	5-8	0-0	6-6	3	10	13	2	16	2	0	0	0	22		
05	WILLIAMS, Demetric	g	4-8	0-3	0-0	0	1	1	1	8	2	0	0	2	28		
23	MURRY, Toure'	g	1-3	1-1	1-2	2	1	3	1	4	6	5	1	0	25		
24	KYLES, David	g	6-9	4-6	0-0	0	3	3	0	16	1	1	0	0	25		
03	WESSEL, Evan	0-2	0-1	0-0	0	0	0	1	0	2	1	0	0	0	10		
04	ANACREON, James	0-0	0-0	0-0	0	1	1	0	0	0	1	0	0	0	6		
15	VAUTRAVERS, Randall	0-2	0-0	0-0	1	2	3	0	0	0	0	0	0	0	3		
20	SMITH, Ben	2-5	1-3	0-0	0	0	0	2	5	1	0	1	0	1	20		
21	ORUKPE, Ehimen	2-2	0-0	0-1	0	4	4	0	4	0	3	0	1	1	10		
32	COTTON, Tekele	3-6	0-2	0-0	0	6	6	3	6	3	3	0	2	19			
50	WHITE, Jake	3-4	2-2	0-0	0	1	1	2	8	0	0	0	0	0	10		
	Team				2	3	5										
	Totals		29-52	8-18	12-15	9	35	44	13	78	17	15	2	6	200		

FG % 1st Half: 13-22 59.1% 2nd half: 16-30 53.3% Game: 29-52 55.8% Deadball Rebounds 2
3FG % 1st Half: 3-7 42.9% 2nd half: 5-11 45.5% Game: 8-18 44.4%
FT % 1st Half: 10-11 90.9% 2nd half: 2-4 50.0% Game: 12-15 80.0%

Officials: Mike Stuart, David Hall, Randy McCall
Technical fouls: Bradley-None. Wichita State-None.
Attendance: 10335

Score by periods	1st	2nd	Total
Bradley	24	17	41
Wichita State	39	39	78

Game 18
Jan. 15, 2012

Shockers Handle Sycamores, 75-65, Improve to 5-0 on the Road

TERRE HAUTE, Ind. --Seniors David Kyles and Toure' Murry each scored 16 points to lead Wichita State and earn a 75-65 win over Indiana State Sunday at the Hulman Center.

Senior center Garrett Stutz narrowly missed his third consecutive double-double as he pulled down a team-high 11 rebounds and added 8 points for WSU (15-3, 6-1 MVC). Ben Smith came off the bench to score 10 points, including 3-for-5 from the three-point line and he hit two key treys in the final minutes to help WSU improve to 5-0 on the road.

Murry pulled down nine rebounds, added three assists and was 6-for-6 from the free throw line. Kyles was 5-of-6 from the field and 4-of-5 behind the arc.

Dywane Latham paced ISU (11-7, 2-5 MVC) with 17 points and pulled down three boards. Carl Richard joined Latham in double figures with 13 points and he also added eight boards. Myles Walker pulled down a game-high 14 rebounds to help the Sycamores out-rebound the Shockers, 42-36, and become the first to out-rebound WSU this season.

Walker got the Sycamores on the board with a put-back dunk less than a minute into the game and RJ Mahurin hit a trey on the Sycamores' next possession for a quick 5-0 advantage.

An Odum lay-up at the 11:01 mark knotted the score at 15 before the Shockers went on a 7-0 run to take a 22-15 lead just two minute later. Jake Odum hit 1-of-2 free throws with 2:23 on the clock as ISU trailed just 28-26, but the Shockers scored the final eight points of the first half to go into the break with a 36-26 lead.

The Sycamores used a 5-0 spurt five minutes into the second half and Odum hit a pair of free throws with 14:36 to go which left ISU down just 44-40.

WSU ran the lead back out to nine points at 49-40 with 13:22 to go, before ISU answered with a trey from Jordan Printy, and back-to-back buckets by Jake Kittell and Richard as the Shocker advantage stood at just 51-49 with 11:17 to go.

Latham hit a jumper just under four minutes to go to cut the WSU to 60-58 but Smith hit back-to-back 3-pointers, including a four-point play as WSU led 67-58 with 2:10 left.

ISU would get as close as six points twice in the final minute, including 71-65 with 39 seconds left when the Shockers turned the ball over against the ISU press. Odum just missed a triple with 35 seconds left and Wichita State hit four free throws down the stretch to take the 75-65 victory.

The ISU defense held the Shockers to 40.4 percent shooting from the field (21-of-52), while the Sycamores hit 38.1 percent (24-of-63). ISU owned a 28-16 advantage in the paint while the Shocker bench scored 29 points.

Game 19
Jan. 18, 2012

Murry Leads Shockers in 71-68 Road Win

CEDAR FALLS, Iowa --A no-look shot from Toure' Murry in the final two minutes put Wichita State ahead for good in a 71-68 road win against Northern Iowa at the McLeod Center Wednesday.

Murry scored six of his 24 game-high points in the final two minutes of the Missouri Valley Conference men's basketball game in front of a crowd of 4,690.

The win gave the Shockers their sixth-straight victory and improved Wichita State to 5-0 in Valley road games this season. The Shockers improved to 16-3 overall and 7-1 in Valley play. UNI fell to 13-7 and 3-5 in the conference.

Garrett Stutz (17 points), Joe Ragland (13 points) and Carl Hall (11 points) also finished with double-digit point totals for the Shockers. Stutz led all players with nine rebounds.

Murry's 24 points tied a career high. He scored 17 of his points in the second half. Anthony James led UNI with 16 points and five rebounds.

The Shockers carried a 32-30 lead into halftime, taking the lead just before the end of the half on a three-pointer from Murry.

Wichita State led by as many as nine points earlier in the half, taking a 17-8 lead on a Hall layup. UNI battled back to eventually take a four-point lead on a jumper by James with less than four minutes on the clock before the half.

Stutz led the Shockers with 11 points and five rebounds in the first half. UNI got eight points from Seth Tuttle.

UNI regained the lead early in the second half and stretched the margin to eight points in the first four minutes with a 13-3 run.

A jumper by Murry and steal and layup from David Kyles cut the Panther lead to four points at the 11:15 mark.

The lead later shrunk to two points, 59-57, on free throws from Murry and Stutz. A Hall layup, assisted by Stutz, cut the lead to one point with 3:01 remaining in the game.

The no-look shot from Murry with 1:21 to go gave the Shockers a 67-66 lead. Free throws from Ragland extended the Shockers to a three-point advantage at the 1:11 mark.

UNI cut the Shocker lead to one point on a layup before a floating shot from Murry pushed the Shockers in front, 71-68, with 12 seconds on the clock. UNI missed a three-point attempt in the closing seconds to seal the Shocker win.

Official Basketball Box Score -- Game Totals -- Final Statistics
Wichita State vs Indiana State
01-15-12 8:05 pm (ET) at Hulman Center (Terre Haute, Ind.)

#	Player	Total			3-Ptr			Rebounds			PF	TP	A	TO	Blk	Stl	Min
		FG	FGA	FT	FTA	Off	Def	Total									
22	Hall, Carl	f	2-7	0-0	1-3	2	3	5	3	5	1	1	1	0	23		
41	Stutz, Garrett	c	1-4	0-0	6-6	1	10	11	4	8	0	2	0	0	20		
01	Ragland, Joe	g	1-7	1-4	5-5	0	0	0	2	8	3	1	0	2	31		
05	Williams, Demetric	g	3-6	2-3	1-2	0	0	0	2	9	1	1	0	1	27		
23	Murry, Toure'	g	5-13	0-3	6-6	3	6	9	2	16	3	1	0	0	33		
20	Smith, Ben		3-8	3-5	1-3	2	0	2	2	10	1	0	0	1	25		
21	Orukpe, Ehimen		1-1	0-0	0-0	1	2	3	1	2	0	1	2	0	8		
24	Kyles, David		5-6	4-5	2-2	2	0	2	1	16	1	2	0	1	26		
32	Cotton, Tekele		0-0	0-0	0-0	0	0	0	0	0	0	0	0	0	3		
50	White, Jake		0-0	0-0	1-2	1	2	3	0	1	0	0	0	0	4		
	Team					0	1	1									
	Totals		21-52	10-20	23-29	12	24	36	17	75	10	11	3	5	200		

FG % 1st Half: 11-28 39.3% 2nd half: 10-24 41.7% Game: 21-52 40.4%
3FG % 1st Half: 6-12 50.0% 2nd half: 4-8 50.0% Game: 10-20 50.0%
FT % 1st Half: 8-11 72.7% 2nd half: 15-18 83.3% Game: 23-29 79.3%

Indiana State 65 • 11-7, 2-5 MVC

#	Player	Total			3-Ptr			Rebounds			PF	TP	A	TO	Blk	Stl	Min
		FG	FGA	FT	FTA	Off	Def	Total									
15	Richard, Carl	f	4-12	1-2	4-4	1	7	8	0	13	0	3	0	0	33		
31	Mahurin, R.J.	f	3-7	3-5	0-0	0	0	0	5	9	1	1	1	0	12		
34	Walker, Myles	c	3-10	0-0	0-2	7	7	14	2	6	0	1	0	0	26		
13	Odum, Jake	g	1-7	0-1	4-6	2	3	5	4	6	8	2	0	3	31		
20	Lathan, Dwayne	g	7-11	1-4	2-3	2	1	3	1	17	0	1	1	0	34		
00	Kittell, Jake		2-3	0-1	0-0	3	3	6	2	4	1	2	1	0	13		
02	Eitel, Lucas		0-0	0-0	0-0	0	0	0	0	0	0	0	0	0	3		
05	Gant, Justin		0-0	0-0	0-0	0	0	0	0	2	0	0	0	0	4		
24	Printy, Jordan		3-7	2-6	0-0	0	0	1	1	8	3	0	0	1	17		
25	McWhorter, Steve		1-6	0-0	0-0	2	0	2	3	2	4	1	0	0	27		
	Team					2	2	4									
	Totals		24-63	7-19	10-15	19	23	42	20	65	17	11	3	4	200		

FG % 1st Half: 10-30 33.3% 2nd half: 14-33 42.4% Game: 24-63 38.1%
3FG % 1st Half: 3-8 37.5% 2nd half: 4-11 36.4% Game: 7-19 36.8%
FT % 1st Half: 3-7 42.9% 2nd half: 7-8 87.5% Game: 10-15 66.7%

Officials: Paul Janssen, Gerry Pollard, Don Dally
Technical fouls: Wichita State-None. Indiana State-None.
Attendance: 6410
INS - RJ Mahurin Fouls Out In Second Half (2:11)

Score by periods	1st	2nd	Total
Wichita State	36	39	75
Indiana State	26	39	65

Official Basketball Box Score -- Game Totals -- Final Statistics
Wichita State vs UNI
01/18/12 7:07 PM at Cedar Falls, Iowa (McLeod Center)

#	Player	Total			3-Ptr			Rebounds			PF	TP	A	TO	Blk	Stl	Min
		FG	FGA	FT	FTA	Off	Def	Total									
01	RAGLAND, Joe	*	3-6	3-5	4-4	0	1	1	4	13	1	3	0	2	29		
05	WILLIAMS, Demetric	*	0-1	0-1	2-2	0	3	3	4	2	2	0	0	0	18		
22	HALL, Carl	*	5-10	0-0	1-2	0	1	1	2	11	0	1	0	0	30		
23	MURRY, Toure'	*	8-10	2-3	6-6	0	2	2	3	24	0	0	0	3	35		
41	STUTZ, Garrett	*	6-10	0-1	5-6	2	7	9	3	17	2	2	0	0	30		
20	SMITH, Ben		0-5	0-5	1-2	0	2	2	0	1	0	1	0	0	23		
21	ORUKPE, Ehimen		0-0	0-0	0-0	0	1	1	0	0	0	0	1	0	2		
24	KYLES, David		1-5	0-3	0-0	2	4	6	3	2	1	0	0	1	8		
32	COTTON, Tekele		0-1	0-1	1-2	0	0	0	1	1	1	0	0	0	25		
	Team					2	2	4									
	Totals		23-48	5-19	20-24	6	23	29	20	71	8	8	1	6	200		

FG % 1st Half: 11-24 45.8% 2nd half: 12-24 50.0% Game: 23-48 47.9%
3FG % 1st Half: 2-11 18.2% 2nd half: 3-8 37.5% Game: 5-19 26.3%
FT % 1st Half: 8-11 72.7% 2nd half: 12-13 92.3% Game: 20-24 83.3%

UNI 68 • 13-7, 3-5 MVC

#	Player	Total			3-Ptr			Rebounds			PF	TP	A	TO	Blk	Stl	Min
		FG	FGA	FT	FTA	Off	Def	Total									
10	Tuttle, Seth	*	6-6	0-0	3-3	1	1	2	2	15	0	0	0	1	27		
13	Moran, Johnny	*	1-3	0-1	0-0	0	3	3	2	2	1	1	0	0	23		
20	Koch, Jake	*	4-10	2-7	0-0	1	3	4	1	10	5	0	2	1	34		
23	Sonnen, Marc	*	4-10	2-6	3-4	1	2	3	2	13	2	0	0	0	32		
52	James, Anthony	*	6-14	1-4	3-4	0	5	5	1	16	3	0	0	1	31		
01	Mitchell, Deon		1-4	0-0	3-5	2	1	3	3	5	0	1	0	0	16		
04	Rank, Chip		0-1	0-1	0-0	0	2	2	0	0	0	0	0	0	11		
21	Morrison, Matt		3-3	1-1	0-0	0	1	1	2	7	0	4	0	1	12		
24	Martino, Max		0-1	0-0	0-0	0	2	2	0	0	0	0	0	1	6		
33	Pehl, Austin		0-0	0-0	0-0	0	2	2	2	0	1	1	0	0	8		
	Team					2	2	2									
	Totals		25-52	6-20	12-16	7	22	29	17	68	12	10	2	5	200		

FG % 1st Half: 12-27 44.4% 2nd half: 13-25 52.0% Game: 25-52 48.1%
3FG % 1st Half: 4-11 36.4% 2nd half: 2-9 22.2% Game: 6-20 30.0%
FT % 1st Half: 2-2 100.0 2nd half: 10-14 71.4% Game: 12-16 75.0%

Officials: John Higgins, Terry Moore, Randy Heimerman
Technical fouls: Wichita State-None. UNI-None.
Attendance: 4690

Score by periods	1st	2nd	Total
Wichita State	32	39	71
UNI	30	38	68

Game 20
Jan. 21, 2012

Shockers Shut Down SIU, 85-42

WICHITA, Kan. --Wichita State scored 30 points off of Southern Illinois turnovers en route to the Shockers' 85-42 win Saturday in a Missouri Valley Conference men's basketball game at Charles Koch Arena.

The Shockers forced Southern Illinois into 22 turnovers, including 10 in the first nine minutes of the game, as Wichita State secured its seventh-straight win in front of a sellout crowd of 10,506.

Four Shockers finished with double-digit point totals in the win that improved Wichita State's record to 17-3 overall and 8-1 in MVC play.

Joe Ragland and Carl Hall led the Shocker starters with 11 points each. David Kyles came in off the bench to add another 11 points, followed closely by Jake White's 10 points, which set a new career high for the freshman.

Wichita State's bench players combined to score 42 points, matching Southern Illinois' final point total.

Shocker Ehimen Orukpe led all players with a career-high nine rebounds and four blocks, as Shocker center Garrett Stutz sat out Saturday's game due to injury.

Dantiel Daniels led SIU with 12 points and eight rebounds. SIU's Mamadou Seck, who leads the Salukis in scoring and rebounding this season, was held to four points and three rebounds in 13 minutes Saturday.

Early in the first half, both teams struggled to find their offensive touches. The Shockers missed five of their first six shots in the game, as the teams combined for a 2-2 score through the game's first four minutes.

SIU turnovers then helped spark the Shockers' offense, as 16 of Wichita State's first 18 points came off of turnovers.

A 14-0 Wichita State run pushed the Shockers to an 18-4 lead, as the Salukis committed 13 turnovers in the first half.

The Shockers went on to hold Southern Illinois to 16 points in the first half - the fewest allowed by Wichita State in an opening half this season.

In the second half, Wichita State continued to build on its lead.

A layup and free throw from Demetric Williams midway through the second half extended the Shockers to a 30-point edge. A Randall Vautravers' tip-in pushed the Shockers ahead by 41 with less than four minutes to go.

The Shockers improved to 10-1 at home this season. SIU fell to 6-14 overall and 3-6 in the conference.

Official Basketball Box Score -- Game Totals -- Final Statistics
Southern Illinois vs Wichita State
01-21-12 7:07 p.m. at Wichita, Kan. (Charles Koch Arena)

Southern Illinois 42 • (6-14, 3-6)

#	Player	Total			3-Ptr			Rebounds			PF	TP	A	TO	Bk	Stl	Min
		FG	FGA	FT	FTA	FG	FGA	FT	FTA	Off							
00	Mamadou Seck	f	2-4	0-0	0-0	0	3	3	2	4	1	3	1	0	13		
15	Dantiel Daniels	f	4-6	0-0	4-11	4	4	8	2	12	1	2	2	0	27		
02	Kendal Brown-Surles	g	0-2	0-0	0-0	0	1	1	2	0	1	1	1	0	17		
12	T.J. Lindsay	g	2-7	0-2	1-2	0	5	5	1	5	1	6	0	0	22		
22	Jeff Early	g	3-5	0-0	0-0	1	2	3	3	6	0	1	0	0	22		
04	Davante Drinkard	g	1-3	0-0	0-0	0	0	0	2	2	0	0	0	0	12		
05	Antonio Bryer	g	0-0	0-0	0-0	0	0	0	1	0	0	1	0	0	4		
11	Kourtney Goff	g	0-1	0-0	0-0	0	1	1	0	0	3	3	0	1	19		
21	Josh Swan	g	0-2	0-0	1-2	1	1	2	0	1	0	1	0	0	12		
23	Justin Bocot	g	1-1	0-0	0-0	0	0	0	1	3	0	2	0	0	11		
24	Diamond Taylor	g	1-7	1-3	0-0	0	1	1	0	3	1	0	0	0	14		
34	Harry Whitt	g	1-5	0-0	0-2	1	3	4	2	0	0	1	0	0	10		
35	Treg Setty	g	2-5	0-1	0-0	3	0	3	2	4	0	2	0	0	19		
	Team					3	2	5									
	Totals		17-50	2-10	6-17	13	23	36	20	42	8	22	5	1	200		

FG % 1st Half:	7-22	31.8%	2nd half:	10-28	35.7%	Game:	17-50	34.0%	Deadball Rebounds	4
3FG % 1st Half:	1-5	20.0%	2nd half:	1-5	20.0%	Game:	2-10	20.0%		
FT % 1st Half:	1-4	25.0%	2nd half:	5-13	38.5%	Game:	6-17	35.3%		

Wichita State 85 • (17-3, 8-1)

#	Player	Total			3-Ptr			Rebounds			PF	TP	A	TO	Bk	Stl	Min
		FG	FGA	FT	FTA	FG	FGA	FT	FTA	Off							
20	SMITH, Ben	f	2-5	0-2	1-1	2	1	3	2	5	0	1	1	0	22		
22	HALL, Carl	f	4-6	0-0	3-4	0	2	4	11	0	0	1	1	11			
01	RAGLAND, Joe	g	5-10	0-3	1-1	0	3	3	0	11	5	1	0	0	23		
05	WILLIAMS, Demetric	g	3-5	0-1	2-2	0	0	0	3	8	3	2	0	2	25		
23	MURRY, Toure'	g	3-8	0-0	2-4	1	0	1	0	8	3	1	0	2	24		
03	WESSEL, Evan	g	2-2	1-1	0-0	1	1	2	1	5	2	1	0	0	13		
04	ANACREON, James	g	2-3	0-0	0-0	0	1	1	2	4	0	0	1	0	8		
15	VAUTRAVERS, Randall	g	2-3	0-1	0-0	1	1	2	1	4	0	0	0	0	5		
21	ORUKPE, Ehimen	g	2-2	0-0	1-3	0	9	9	2	5	2	0	4	1	22		
24	KYLES, David	g	3-8	2-6	3-3	0	2	2	0	11	1	0	0	1	16		
32	COTTON, Tekele	g	1-2	0-0	1-2	1	0	1	1	3	1	3	0	1	14		
50	WHITE, Jake	g	4-7	1-2	1-2	3	5	8	4	10	0	0	0	0	17		
	Team					2	2	4									
	Totals		33-61	4-16	15-22	11	27	38	20	85	17	9	7	8	200		

FG % 1st Half:	16-34	47.1%	2nd half:	17-27	63.0%	Game:	33-61	54.1%	Deadball Rebounds	1
3FG % 1st Half:	2-10	20.0%	2nd half:	2-6	33.3%	Game:	4-16	25.0%		
FT % 1st Half:	5-9	55.6%	2nd half:	10-13	76.9%	Game:	15-22	68.2%		

Officials: Hal Lusk, Jeff Campbell, Brad Gaston
Technical fouls: Southern Illinois-None. Wichita State-None.
Attendance: 10506

Score by periods	1st	2nd	Total
Southern Illinois	16	26	42
Wichita State	39	46	85

Game 21
Jan. 25, 2012

Shockers Trump Aces, 86-74, to Win Eighth-Straight Game

WICHITA, Kan. -- Garrett Stutz scored 23 points in his return for Wichita State in a 86-74 win over Evansville on Wednesday night in front of 10,219 fans at Charles Koch Arena.

The Shockers have won eight in a row, and have now won 16-of-17. Wichita State (18-3, 9-1) remains in a first place tie with Creighton in the Missouri Valley Conference standings. The win was the 100th for Gregg Marshall at WSU, and he joins just three other coaches in history to win one hundred games at WSU.

Toure' Murry scored 14 points, while David Kyles and Carl Hall each added 12 points. Stutz, who sat out the Southern Illinois game with a back injury, started for WSU on Wednesday, and grabbed a game-high eight rebounds. Demetric Williams chipped in seven points and dished out a career-high 10 assists.

Kenny Harris led Evansville (10-10, 5-5) in scoring with 19 points. Colt Ryan, who came into the game as the fifth leading scorer in the nation at 21.2 points per game, scored 17 points for the Purple Aces.

Murry's deep trey from the right wing with 42 seconds left in the half helped the Shockers take a 51-34 lead going into halftime.

The Aces had no answer for Stutz in the first half as he continually caught the ball and finished at the rim to help him score 15 points, going into eight-minute media timeout.

Evansville jumped out to an early 6-0 lead to start the game before Stutz and Murry helped the Shockers take the lead for good. Stutz made a layup and was fouled on the play. He knocked down the free throw to cut the lead to 6-3 and on the next procession threw down a dunk to get WSU within one point of the Aces, 6-5. Williams knocked down a three pointer to give WSU a 11-10 lead at the 15:23 mark and WSU never trailed again in the game.

The Shockers shot lights out in the first half going 19-of-25 (73 percent) from the field, 4-of-6 (67 percent) from behind the arc and 9-of-11 (82 percent) from the free-throw line. WSU finished the game 29-of-46 (63 percent) from the field.

Murry, was the second leading scorer behind Stutz in the first half with 12 points. Kyles and Hall each scored seven in the half.

Official Basketball Box Score -- Game Totals -- Final Statistics
Evansville vs Wichita State
01-25-12 7:05 p.m. at Wichita, Kan. (Charles Koch Arena)

Evansville 74 • (10-10, 5-5)

#	Player	Total			3-Ptr			Rebounds			PF	TP	A	TO	Bk	Stl	Min
		FG	FGA	FT	FTA	FG	FGA	FT	FTA	Off							
00	Sawwell,Ryan	f	6-8	0-0	1-2	1	1	2	4	13	0	0	0	0	25		
32	Harris,Kenny	f	5-9	1-1	7-8	1	3	4	3	18	4	1	2	2	34		
05	Taylor,Troy	g	2-4	0-0	0-0	1	4	5	5	4	4	1	0	0	31		
11	Ryan,Colt	g	6-18	3-7	2-2	1	2	3	4	17	0	3	0	1	39		
34	Holmes,Denver	g	2-7	1-4	3-3	1	1	2	4	8	5	0	0	0	29		
01	Nelson,Jordan	g	0-2	0-1	0-0	0	0	0	0	0	0	1	0	0	1		
04	Jones,Lewis	g	0-2	0-0	0-0	0	1	1	0	0	1	0	0	0	8		
22	Cox,Ned	g	2-7	0-1	3-3	2	1	3	5	7	1	3	0	0	18		
25	Cesnulevicius,Rokas	g	3-3	0-0	1-4	1	0	1	2	7	0	1	1	1	15		
	Team					2	5	7									
	Totals		26-60	5-14	17-22	10	18	28	27	74	15	10	3	4	200		

FG % 1st Half:	15-31	48.4%	2nd half:	11-29	37.9%	Game:	26-60	43.3%	Deadball Rebounds	2
3FG % 1st Half:	1-4	25.0%	2nd half:	4-10	40.0%	Game:	5-14	35.7%		
FT % 1st Half:	3-5	60.0%	2nd half:	14-17	82.4%	Game:	17-22	77.3%		

Wichita State 86 • (18-3, 9-1)

#	Player	Total			3-Ptr			Rebounds			PF	TP	A	TO	Bk	Stl	Min
		FG	FGA	FT	FTA	FG	FGA	FT	FTA	Off							
22	HALL, Carl	f	5-7	0-0	2-5	1	3	4	2	12	2	2	0	0	27		
41	STUTZ, Garrett	c	9-11	0-2	5-7	0	8	8	1	23	0	2	2	0	27		
01	RAGLAND, Joe	g	1-2	1-1	5-6	0	1	1	4	8	2	0	0	0	16		
05	WILLIAMS, Demetric	g	1-5	1-1	4-4	0	3	3	7	10	1	0	1	0	34		
23	MURRY, Toure'	g	6-10	1-2	1-2	0	3	3	1	14	1	4	3	2	35		
20	SMITH, Ben	g	1-2	0-0	2-2	1	3	4	2	4	3	0	0	0	20		
21	ORUKPE, Ehimen	g	1-1	0-0	0-0	0	3	3	2	0	2	1	0	0	7		
24	KYLES, David	g	4-6	1-3	3-3	0	2	2	1	12	0	0	1	1	25		
32	COTTON, Tekele	g	1-2	0-0	2-3	0	0	0	1	4	1	0	0	0	9		
	Team					1	1	2									
	Totals		29-46	4-9	24-32	3	27	30	17	86	19	12	7	4	200		

FG % 1st Half:	19-26	73.1%	2nd half:	10-20	50.0%	Game:	29-46	63.0%	Deadball Rebounds	4
3FG % 1st Half:	4-6	66.7%	2nd half:	0-3	0.0%	Game:	4-9	44.4%		
FT % 1st Half:	9-11	81.8%	2nd half:	15-21	71.4%	Game:	24-32	75.0%		

Officials: David Hall, Bo Borowski, Jeff Malham
Technical fouls: Evansville-None. Wichita State-None.
Attendance: 10219

Score by periods	1st	2nd	Total
Evansville	34	40	74
Wichita State	51	35	86

Game 22
Jan. 28, 2012

Shockers Lose First Road Game of Season in 30T

DES MOINES, Iowa --Wichita State lost a triple-overtime heartbreaker in Des Moines, Iowa Saturday night to the Drake Bulldogs, 93-86, losing their first true road game of the season. The Shockers had entered the game with a perfect 6-0 record in road games. Foul trouble in the overtime periods to key contributors Toure' Murry and Garrett Stutz proved too much for the resilient Shockers to overcome.

The Shockers had their opportunities to win the game in regulation but a layup by Kraidon Woods with two seconds left tied the game for Drake to force the first overtime period.

Ben Smith hit a game-tying three pointer for WSU with eight seconds left in the second overtime to force the final overtime period.

Stutz led the way for the Shockers with 27 points on 10-of-16 shooting before fouling out in overtime. Joe Ragland added 25 points and Murry, who also fouled out, was the only other Shocker player to reach double figures with 16 points to go along with 10 rebounds.

Ben Simons scored 29 points to lead the Bulldogs. Rayvonte Rice and Kurt Alexander scored 19 and 17 points respectively in the Bulldogs victory.

The Shockers will be in action again Wed. Feb. 1 as they travel to Missouri State for a 7:05 p.m. tipoff.

Game 23
Feb. 1, 2012

Shockers Take Down Bears, 74-67

SPRINGFIELD, Mo. -- Garrett Stutz scored 25 points, and Ben Smith added 21 more to help Wichita State (19-4, 10-2) erase a two-point halftime deficit and escape JQH Arena with a 74-67 win over Missouri State (13-11, 6-6) Wednesday in Missouri Valley Conference play.

The Bears shot 65.2 percent from the field in the first half to build a 36-34 advantage at the intermission, but WSU tallied 40 second-half points to hand MSU its sixth blown half-time lead of the season.

Kyle Weems scored 21 points behind five three-pointers to lead for Bears in double figures. Jarmar Gulley added 14, Anthony Downing scored 13, and Keith Pickens contributed a career-high 12 points for MSU which fell to 3-4 at home in league play and 6-6 overall.

Gregg Marshall's squad scored 12 of the first 15 points in the second half to move ahead 46-39 just five minutes into the second stanza. Smith knocked down a pair of three-pointers in the first three-plus minutes of the second period and finished with five treys overall.

Stutz dominated in the low post for the visitors, knocking down 10-of-14 field goals, including a momentum-breaking dunk-bank with 10:03 left in the contest that came on the heels of an athletic move to the basket and finish by Gulley. Stutz's basket made it a 57-48 game, and less than a minute later, Joe Ragland hit his second bonus ball of the contest to give the Shockers a 12-point advantage -- their biggest of the night.

The home team was game for a fight and continued to battle over the last nine minutes. Weems cut a nine-point deficit to 66-60 with 4:39 remaining and cut the WSU lead to five a couple minutes later with his fifth and final three ball of the contest.

At the two-minute mark Downing scored on a quick jumper from the elbow to make it a 68-65 game. On Wichita's next trip down the floor, the Bears came up with a stop and had the ball back with around a minute to play with a chance to tie. With 65 seconds left, Weems squared up for a potential game-tying three-pointer, but narrowly missed the long-range jumper, and WSU went 6-for-6 at the foul line down the stretch to seal the Wichita win.

Wichita State finished 12-for-14 (.857) at the free throw line, including 10-for-10 in the second half and made 27-of-55 (.491) field goals, the second-highest percentage against the Bears this season. WSU was also 8-for-21 (.381) from bonus distance while holding a 31-27 rebounding edge. Both teams committed 10 turnovers.

MSU was 25-for-56 (.446) from the field with 7-of-21 (.333) makes from three-point distance. The Bears were also 10-for-14 (.714) at the free throw line.

There were five ties and 10 lead changes in all in the first half between the two rivals as MSU took a 36-34 lead into the break.

Official Basketball Box Score -- Game Totals -- Final Statistics
Wichita State vs Drake
01/28/12 8:07 pm at Des Moines, Iowa (Knapp Center)

Wichita State 86 • 18-4, 9-2

#	Player	Total			3-Ptr			Rebounds			PF	TP	A	TO	Blk	Stl	Min
		FG	FGA	FT	FTA	Off	Def	Total									
22	HALL, Carl	f	2-5	0-0	2-2	1	7	8	4	6	0	3	1	0	41		
01	RAGLAND, Joe	g	8-15	4-6	5-5	0	6	6	4	25	6	3	0	2	35		
05	WILLIAMS, Demetric	g	1-2	0-1	0-1	2	1	3	4	2	4	3	0	1	45		
23	MURRY, Toure'	g	6-18	1-2	3-3	3	7	10	5	16	3	1	0	3	43		
41	STUTZ, Garrett	g	10-16	1-3	6-6	0	5	5	5	27	0	7	2	1	50		
20	SMITH, Ben		3-8	1-5	1-2	1	0	1	2	8	0	0	0	2	24		
21	ORUKPE, Ehimen		0-0	0-0	0-0	1	0	1	1	0	0	0	0	3			
24	KYLES, David		1-12	0-8	0-0	1	2	3	1	2	2	1	0	2	32		
32	COTTON, Tekele		0-0	0-0	0-0	1	0	1	3	0	0	0	0	2			
Team						3	5	8									
Totals			31-76	7-25	17-19	13	33	46	29	86	15	18	3	11	275		
FG % 1st Half:		12-30	40.0%	2nd half:		12-25	48.0%	OT:		7-21	33.3%	Game:		31-76	40.8%	Deadball	
3FG % 1st Half:		6-10	60.0%	2nd half:		0-4	0.0%	OT:		1-11	9.1%	Game:		7-25	28.0%	Rebounds	
FT % 1st Half:		7-7	100.0%	2nd half:		2-4	50.0%	OT:		8-8	100.0%	Game:		17-19	89.5%	0	

Drake 93 • 13-9, 6-5

#	Player	Total			3-Ptr			Rebounds			PF	TP	A	TO	Blk	Stl	Min
		FG	FGA	FT	FTA	Off	Def	Total									
01	Clarke, Jordan	f	1-3	0-0	2-5	0	3	3	1	4	1	1	0	1	22		
10	Jeffers, Jeremy	f	4-6	1-3	2-2	1	3	4	4	11	1	2	0	0	48		
34	Simons, Ben	f	11-22	3-6	4-4	2	6	8	2	29	1	1	0	1	53		
11	Madison, Karl	g	2-4	0-1	0-1	0	1	1	0	4	3	1	0	0	24		
24	Rice, Rayvonte	g	5-23	0-5	9-12	4	10	14	4	19	8	5	2	4	51		
02	Hawley, Aaron		1-2	0-1	0-0	0	0	0	1	2	0	1	0	0	10		
03	Alexander, Kurt		5-9	1-1	6-9	1	4	5	3	17	2	1	0	0	35		
22	Woods, Kraidon		3-4	0-0	1-3	4	4	8	5	7	0	1	4	4	32		
Team						2	3	5									
Totals			32-73	5-17	24-36	14	34	48	20	93	16	13	6	10	275		
FG % 1st Half:		15-30	50.0%	2nd half:		10-28	35.7%	OT:		7-15	46.7%	Game:		32-73	43.8%	Deadball	
3FG % 1st Half:		4-10	40.0%	2nd half:		0-3	0.0%	OT:		1-4	25.0%	Game:		5-17	29.4%	Rebounds	
FT % 1st Half:		4-6	66.7%	2nd half:		5-8	62.5%	OT:		15-22	68.2%	Game:		24-36	66.7%	6	

Officials: Kelly Self, Terry Moore, David Stevens
Technical fouls: Wichita State-None. Drake-None.
Attendance: 4895
Fouled Out: WSU: #23 Murry @ 4:33 in 2nd OT, #41 Stutz @ 2:15 in 3rd OT
Drake: #22 Woods @ :49.7 in 2nd OT

Score by periods	1st	2nd	OT	OT2	OT3	Total
Wichita State	37	26	7	12	4	86
Drake	38	25	7	12	11	93

	In	Off	2nd	Fast
Points	Paint	T/O	Chance	Break
WSU	44	21	19	2
DU	34	15	13	2

Last FG - WSU 07:31:04, DU 07:31:20.
Largest lead - WSU by 10 1st-09:54, DU by 7 07:30:29.

Score tied - 8 times.
Lead changed - 11 times.

Official Basketball Box Score -- Game Totals -- Final Statistics
Wichita State vs Missouri State
02/01/12 7:05 p.m. at Springfield, Mo. - JQH Arena

Wichita State 74 • 19-4, 10-2 MVC

#	Player	Total			3-Ptr			Rebounds			PF	TP	A	TO	Blk	Stl	Min
		FG	FGA	FT	FTA	Off	Def	Total									
20	SMITH, Ben	f	7-13	5-9	2-2	1	3	4	1	21	2	1	0	0	35		
41	STUTZ, Garrett	c	10-14	1-2	4-5	2	9	11	3	25	1	1	1	0	33		
01	RAGLAND, Joe	g	4-6	2-3	0-0	0	2	2	2	10	4	3	0	0	23		
05	WILLIAMS, Demetric	g	0-2	0-0	0-0	1	0	1	2	0	5	0	0	2	33		
23	MURRY, Toure'	g	3-11	0-3	4-4	2	2	4	3	10	2	2	0	2	30		
21	ORUKPE, Ehimen		0-0	0-0	0-0	0	0	0	0	0	0	0	0	0	2		
22	HALL, Carl		3-5	0-0	0-1	2	4	6	3	6	2	2	2	0	24		
24	KYLES, David		0-4	0-4	0-0	0	2	2	0	0	1	0	0	0	15		
32	COTTON, Tekele		0-0	0-0	0-0	0	0	0	0	0	0	0	0	0	2		
50	WHITE, Jake		0-0	0-0	2-2	0	0	0	0	2	0	0	0	0	3		
Team						1	0	1									
Totals			27-55	8-21	12-14	9	22	31	14	74	16	10	3	4	200		
FG % 1st Half:		14-27	51.9%	2nd half:		13-28	46.4%	Game:		27-55	49.1%	Deadball					
3FG % 1st Half:		4-11	36.4%	2nd half:		4-10	40.0%	Game:		8-21	38.1%	Rebounds					
FT % 1st Half:		2-4	50.0%	2nd half:		10-10	100.0%	Game:		12-14	85.7%	2.1					

Missouri State 67 • 13-11, 6-6 MVC

#	Player	Total			3-Ptr			Rebounds			PF	TP	A	TO	Blk	Stl	Min
		FG	FGA	FT	FTA	Off	Def	Total									
05	Jarmar Gulley	f	6-9	0-0	2-4	2	4	6	4	14	3	2	0	2	30		
34	Kyle Weems	f	7-15	5-9	2-3	1	3	4	3	21	3	1	0	2	35		
42	Christian Kirk	f	2-5	0-0	0-0	0	2	2	4	1	1	0	0	0	16		
00	Anthony Downing	g	4-10	2-7	3-3	0	2	2	3	13	1	2	0	0	35		
55	Michael Bizoukas	g	1-5	0-2	0-0	0	4	4	0	2	6	2	0	0	33		
01	Keith Pickens		5-7	0-1	2-2	3	1	4	2	12	2	1	0	1	26		
30	Nathan Scheer		0-0	0-0	0-0	0	1	1	0	0	0	0	0	0	6		
33	Corey Copeland		0-4	0-2	1-2	0	1	1	0	1	0	0	0	0	5		
50	Isaiah Rhine		0-1	0-0	0-0	1	0	1	0	0	1	0	0	0	14		
Team						1	1	2									
Totals			25-56	7-21	10-14	8	19	27	15	67	16	10	0	5	200		
FG % 1st Half:		15-23	65.2%	2nd half:		10-33	30.3%	Game:		25-56	44.6%	Deadball					
3FG % 1st Half:		3-5	60.0%	2nd half:		4-16	25.0%	Game:		7-21	33.3%	Rebounds					
FT % 1st Half:		3-4	75.0%	2nd half:		7-10	70.0%	Game:		10-14	71.4%	4					

Officials: Mark Whitehead, Randy McCall, Mike Thibodeaux
Technical fouls: Wichita State-None. Missouri State-None.
Attendance: 7666

Score by periods	1st	2nd	Total
Wichita State	34	40	74
Missouri State	36	31	67

Game 24
Feb. 4, 2012

Stutz Steers Shockers in 71-66 Win

WICHITA, Kan. -- Wichita State senior center Garrett Stutz picked up his eighth double-double of the season and became the 41st Shocker to reach 1,000 career points Saturday as he led the Shockers to a 71-66 win against Indiana State at Charles Koch Arena.

Stutz led all players with 24 points, a career-high 15 rebounds and a career-high five blocks in the Missouri Valley Conference men's basketball game in front of a crowd of 10,458.

The Shockers improved to 20-4 overall and 11-2 in Valley play, tying Creighton at the top of the league standings. Indiana State fell to 14-10 overall and 5-8 in the conference, ending a three-game winning streak. Jake Odum led the Sycamores with 21 points and Myles Walker had eight rebounds for Indiana State.

Indiana State built an 11-4 lead early in the game. Two free throws from Toure' Murry tied the game, 13-13, midway through the half and the Shockers later took their first lead of the game, 17-15, on two Carl Hall free throws.

The Sycamores held a 29-25 lead in the final minute of the opening period. Two Stutz free throws cut the Sycamores' lead to two points before an Odum three-pointer at the buzzer pushed Indiana State ahead 32-27 at the half.

The Shockers shot just 24.1 percent (7-of-29) in the first half and went 0-for-7 from the three-point arc. Wichita State's shooting turned around in the second half as the Shockers made 16-of-27 shots (59.3 percent).

A Stutz dunk, which was his 999 and 1,000th career points, cut the score to 36-33 at the 17:33 mark in the second half. Stutz's free throws soon after cut ISU's lead to one point.

A Murry jumper gave the Shockers a 37-36 lead with about 15 minutes remaining and a hook shot gave the Shockers a 39-36 edge and ignited the crowd.

A Smith tip-in pushed the Shockers' lead to five points at the 13:47 mark and extended the Shockers to a 10-0 run over 3:50.

ISU crept to within three points before a Stutz layup gave the Shockers a 60-55 edge. A steal and layup from Murry pushed Wichita State ahead by seven with 3:36 on the clock.

Wichita State's lone three-pointer of the game, made by Smith, extended the Shockers to a nine-point edge - their largest lead of the game with 2:02 remaining.

The Sycamores got as close as four points in the closing seconds, but Stutz made six free throws in the final minute to help seal the win.

Wichita State has now won 10 of its last 11 games. The team's lone loss during the stretch came in triple overtime on the road at Drake.

The Shockers also improved to 12-1 at home this season and secured their third-straight 20-win season with Saturday's victory.

Official Basketball Box Score -- Game Totals -- Final Statistics
Indiana State vs Wichita State
02-04-12 9 p.m. at Wichita, Kan. (Charles Koch Arena)

Indiana State 66 • (14-10, 5-8)

##	Player	Total		3-Ptr		Rebounds			PF	TP	A	TO	Blk	Stl	Min
		FG-FGA	FG-FGA	FG-FGA	FG-FGA	Off	Def	Tot							
15	Richard, Carl	f	5-10	2-5	0-0	2	4	6	3	12	1	2	0	0	34
34	Walker, Myles	c	6-11	0-0	1-2	3	5	8	4	13	0	2	1	0	33
13	Odum, Jake	g	6-11	4-6	5-6	1	4	5	3	21	4	2	0	0	30
20	Lathan, Dwayne	g	4-15	1-3	0-2	4	3	7	2	9	1	4	0	0	27
24	Printy, Jordan	g	0-6	0-5	0-0	1	4	5	2	0	2	0	0	1	25
00	Kitchell, Jake	g	0-0	0-0	0-0	0	1	1	0	0	0	1	0	1	5
02	Eitel, Lucas	g	2-2	1-1	2-2	0	1	1	2	7	3	0	0	1	17
05	Gant, Justin	g	0-0	0-0	0-0	0	0	0	0	2	0	1	0	0	3
02	McWhorter, Steve	g	1-3	0-0	2-4	2	0	2	4	4	0	2	0	1	16
21	Mahurin, R.J.	g	0-3	0-2	0-0	0	0	0	2	0	0	0	0	0	10
	Team					1	4	5					1		
	Totals		24-61	8-22	10-16	14	26	40	24	66	11	15	1	4	200

FG % 1st Half: 10-28 35.7% 2nd half: 14-33 42.4% Game: 24-61 39.3%
3FG % 1st Half: 4-11 36.4% 2nd half: 4-11 36.4% Game: 8-22 36.4%
FT % 1st Half: 8-11 72.7% 2nd half: 2-5 40.0% Game: 10-16 62.5%

Wichita State 71 • (20-4, 11-2)

##	Player	Total		3-Ptr		Rebounds			PF	TP	A	TO	Blk	Stl	Min
		FG-FGA	FG-FGA	FG-FGA	FG-FGA	Off	Def	Tot							
20	SMITH, Ben	f	3-7	1-4	0-1	4	1	5	2	7	1	1	2	0	33
41	STUTZ, Garrett	c	7-16	0-0	10-12	1	14	15	1	24	0	4	5	0	33
01	RAGLAND, Joe	g	4-12	0-2	3-4	1	2	3	1	11	3	1	0	3	35
05	WILLIAMS, Demetric	g	1-2	0-0	0-0	0	1	1	5	2	0	2	0	1	20
23	MURRY, Toure'	g	5-11	0-1	4-6	1	4	5	1	14	5	1	0	2	36
21	ORUKPE, Ehimen	g	0-0	0-0	0-0	0	0	0	0	0	0	0	0	0	0+
22	HALL, Carl	g	3-6	0-0	7-7	1	0	1	2	13	0	0	1	0	15
24	KYLES, David	g	0-1	0-0	0-0	0	3	3	1	0	1	0	0	1	24
32	COTTON, Tekele	g	0-1	0-1	0-0	0	0	0	0	0	0	0	0	0	4
	Team					3	1	4							
	Totals		23-56	1-8	24-30	11	26	37	13	71	10	9	8	7	200

FG % 1st Half: 7-29 24.1% 2nd half: 16-27 59.3% Game: 23-56 41.1%
3FG % 1st Half: 0-7 0.0% 2nd half: 1-1 100.0% Game: 1-8 12.5%
FT % 1st Half: 13-15 86.7% 2nd half: 11-15 73.3% Game: 24-30 80.0%

Officials: Verne Harris, Terry Oglesby, Roland Simmons
Technical fouls: Indiana State-None. Wichita State-None.
Attendance: 10468

Score by periods	1st	2nd	Total
Indiana State	32	34	66
Wichita State	27	44	71

Last FG - INS 2nd-00:04, WICHST 2nd-02:02.
Largest lead - INS by 7 1st-14:05, WICHST by 9 2nd-02:02.

Points	In Paint	Off T/O	2nd Chance	Fast Break	Bench
INS	16	13	10	0	11
WICHST	40	21	13	4	13

Score tied - 6 times.
Lead changed - 7 times.

Game 25
Feb. 8, 2012

Ragland Leads Shockers in 82-57 Win

WICHITA, Kan. -- Senior Joe Ragland led Wichita State's hot shooting by pacing the Shockers with a game-high 19 points, including five three pointers, in an 82-57 win against UNI.

The Shockers shot 55.9 percent for the game (33-of-59) and a season-high 63.2 percent from three-point range (12-of-19) to pick up their Missouri Valley Conference-leading 12th league win of the season. Wichita State improved to 21-4 overall and 12-2 in Valley men's basketball play in front of a home crowd of 10,241.

David Kyles scored 16 points off the bench and went 4-for-4 from behind the three-point arc as Wichita State matched a season-high with 12 made treys. Garrett Stutz, the MVC Player of the Week, picked up his ninth double-double of the season with 10 points and 12 rebounds. Toure' Murry also finished with double-digit scoring (12 points) and Demetric Williams led all players with six assists Wednesday.

Seth Tuttle led Northern Iowa (16-10, 6-8) with 15 points.

Wichita State opened the game by scoring its first 12 points on three-pointers, going 4-for-4 in the first four minutes, with Ragland and Ben Smith scoring two threes each.

A three-pointer from Kyles extended Wichita State to a 29-15 lead midway through the first half. A Stutz tip-in later in the half gave the Shockers a 19-point edge with 6:36 left in the half.

The Shockers took a 43-35 lead into halftime. Ragland scored 13 points in the first half to lead all scorers. Marc Sonnen led UNI with eight points.

The Shockers shot 53 percent in the half, including 69 percent from three-point range (9-of-13) in the opening 20 minutes.

UNI cut Wichita State's lead to three points early in the second half on a layup from Tuttle. The Shockers later put together a 12-0 run over a stretch of 5:04 to take a 64-47 lead midway through the half. UNI missed five-straight shots during the same stretch.

A Cotton dunk, assisted by Williams, followed by a Kyles' three with 6:29 left in the game pushed Wichita State ahead by 21 points.

Wichita State improved to 13-1 at home this season and won for the 11th time in the last 12 games. Wichita State has now won 10 of its last 11 games. The team's lone loss during the stretch came in triple overtime on the road at Drake. The Shockers also improved to 12-1 at home this season and secured their third-straight 20-win season with Saturday's victory.

Official Basketball Box Score -- Game Totals -- Final Statistics
UNI vs Wichita State
02-08-12 7:05 p.m. at Wichita, Kan. (Charles Koch Arena)

UNI 57 • (16-10, 6-8)

##	Player	Total		3-Ptr		Rebounds			PF	TP	A	TO	Blk	Stl	Min
		FG-FGA	FG-FGA	FG-FGA	FG-FGA	Off	Def	Tot							
10	Tuttle, Seth	f	5-7	0-1	5-7	2	1	3	0	15	1	1	0	1	24
20	Koch, Jake	f	3-8	3-6	0-0	0	3	3	2	9	4	1	0	0	26
01	Mitchell, Deon	g	2-6	0-1	1-2	1	1	2	0	5	2	2	0	0	24
13	Moran, Johnny	g	1-3	0-1	0-0	0	0	0	2	2	1	0	0	1	27
23	Sonnen, Marc	g	4-7	3-4	0-0	1	1	2	1	11	1	1	0	1	28
04	Rank, Chip	g	1-5	1-4	0-0	0	2	2	1	3	0	0	0	1	19
12	Singleton, Marvin	g	0-1	0-0	0-0	2	0	2	0	0	0	1	0	0	4
21	Morrison, Matt	g	1-3	1-2	0-0	0	1	1	1	3	0	2	0	0	11
24	Martino, Max	g	0-0	0-0	0-0	0	0	0	0	0	0	1	0	0	7
33	Pehl, Austin	g	0-0	0-0	1-2	0	3	3	0	1	0	0	0	0	10
34	Lange, Tyler	g	0-1	0-1	0-0	0	1	1	0	0	0	0	0	0	1
52	James, Anthony	g	3-10	0-1	2-2	0	3	3	2	8	2	2	0	1	19
	Team					1	1	2							
	Totals		20-51	8-21	9-13	7	17	24	9	57	11	11	0	5	200

FG % 1st Half: 12-27 44.4% 2nd half: 8-24 33.3% Game: 20-51 39.2%
3FG % 1st Half: 6-12 50.0% 2nd half: 2-9 22.2% Game: 8-21 38.1%
FT % 1st Half: 5-6 83.3% 2nd half: 4-7 57.1% Game: 9-13 69.2%

Wichita State 82 • (21-4, 12-2)

##	Player	Total		3-Ptr		Rebounds			PF	TP	A	TO	Blk	Stl	Min
		FG-FGA	FG-FGA	FG-FGA	FG-FGA	Off	Def	Tot							
20	SMITH, Ben	f	3-6	2-4	0-0	1	1	2	1	8	2	1	0	1	27
41	STUTZ, Garrett	c	5-10	0-1	0-0	2	10	12	1	10	1	0	1	1	27
01	RAGLAND, Joe	g	7-9	5-7	0-0	0	3	3	2	19	3	4	0	0	29
05	WILLIAMS, Demetric	g	1-3	1-2	0-0	0	2	2	1	3	6	0	1	0	26
23	MURRY, Toure'	g	6-15	0-0	0-0	0	3	3	0	12	5	1	0	0	30
03	WESSEL, Evan	g	0-1	0-0	0-0	0	0	0	0	0	1	0	0	0	3
04	ANACREON, James	g	1-1	0-0	0-0	0	0	0	0	1	2	0	0	2	3
15	VAUTRAVERS, Randall	g	0-0	0-0	0-0	0	1	1	0	0	0	0	0	0	1
21	ORUKPE, Ehimen	g	0-1	0-0	0-0	0	1	1	1	0	0	0	0	0	3
22	HALL, Carl	g	3-5	0-0	2-2	4	0	4	2	8	0	0	0	0	16
24	KYLES, David	g	5-5	4-4	2-2	0	3	3	1	16	2	1	0	2	21
32	COTTON, Tekele	g	2-2	0-0	0-0	0	0	0	0	4	0	0	0	0	7
50	WHITE, Jake	g	0-1	0-1	0-0	1	0	1	0	0	0	1	0	0	7
	Team					1	1	2							
	Totals		33-59	12-19	4-4	9	25	34	10	82	20	8	2	6	200

FG % 1st Half: 16-30 53.3% 2nd half: 17-29 58.6% Game: 33-59 55.9%
3FG % 1st Half: 9-13 69.2% 2nd half: 3-6 50.0% Game: 12-19 63.2%
FT % 1st Half: 2-2 100.0% 2nd half: 2-2 100.0% Game: 4-4 100.0%

Officials: Scott Thornley, Randy McCall, Terry Moore
Technical fouls: UNI-None. Wichita State-None.
Attendance: 10241

Score by periods	1st	2nd	Total
UNI	35	22	57
Wichita State	43	39	82

Points	In Paint	Off T/O	2nd Chance	Fast Break	Bench
UNI	16	12	0	4	15
WICHST	24	18	12	6	30

Game 26
Feb. 11, 2012

Wichita State Downs No. 17 Creighton, 89-68

OMAHA, Neb. -- Wichita State toppled No. 17 Creighton, 89-68, Saturday led by Joe Ragland's 24 points and Ben Smith's 22 points in front of 18,735 fans at the CenturyLink Center.

The win improved Wichita State to 22-4 overall this season and improved the first-place Shockers to 13-2 in Missouri Valley Conference play, while handing Creighton (21-5, 11-4) its third-straight loss.

The Shockers led by as many as 24 points in the win, which marked Wichita State's 12th in the last 13 games.

Creighton grabbed an early 8-4 lead before Wichita State used an 11-0 run to grab the lead for good.

The Bluejays closed to within five points late in the opening half, but the Shockers extended to a 49-36 lead at halftime.

Ragland went on to score 17 of his 24 points in the second half. Smith's 22 points tied a career high, as Wichita State shot 58.2 percent for the game and 50 percent (8-of-16) from three-point range. The Shockers also finished the game perfect from the free-throw line, making all 17 attempts.

Demetric Williams and Toure' Murry finished with 11 points each. Williams also led the Shockers with seven rebounds. Foul trouble limited Garrett Stutz to 13 minutes. He finished with eight points and one rebound.

Wichita State outrebounded Creighton, 37-23, in the game.

Gregory Echenique led Creighton with 16 points.

Wichita State evened the season series with the Bluejays after losing, 68-61, in Wichita Dec. 31, 2011.

Game 27
Feb. 16, 2012

Stutz and Shockers Stop Bears, 73-58

WICHITA, Kan. -- Wichita State senior center Garrett Stutz picked up his 10th double-double of the season, leading the No. 24 Shockers to a 73-58 win against Missouri State Wednesday at Charles Koch Arena.

Stutz led all players with 21 points, 10 rebounds and finished 4-for-4 from three-point range in the Missouri Valley Conference men's basketball win.

The Shockers improved to 23-4 overall and 14-2 in conference play with the win that allowed first-place Wichita State to clinch at least a share of the league title.

Senior Ben Smith picked up 14 points and senior David Kyles had 12 points for Wichita State. Toure' Murry had a game-high eight assists.

Missouri State fell to 16-12 overall and 9-7 in the MVC. Anthony Downing paced the visiting Bears with 17 points. Caleb Patterson scored 14 of the Bears' 27 points off the bench. Kyle Weems finished with 10 points.

The Bears took a 7-5 lead early in the game, but that marked the last time the Shockers trailed on the scoreboard. Missouri State tied the game, 32-32, on a layup from Michael Bizoukas, which capped a 10-0 Bear run. A foul on Bizoukas in the closing seconds of the half sent David Kyles to the free-throw line. Kyles connected on both attempts to give the Shockers a 34-32 edge at the half.

A Stutz tip-in, followed by a Stutz dunk and Demetric Williams' three-pointer opened the second period for the Shockers and gave WSU a nine-point lead.

A shot by Isaiah Rhine brought the Bears within two points less than five minutes into the second half. The Shockers responded with threes from Williams and Kyles. A Kyles' layup gave Wichita State a 10-point lead as part of an 8-0 run.

Back-to-back threes from Ragland and Stutz gave the Shockers a 64-47 lead.

A Smith block led to a Ragland layup at the other end of the court for a 68-51 lead with about three minutes to go. A Smith three-pointer, followed his two free throws less than one minute later, gave the Shockers their largest lead of the game (19 points).

Wichita State won for the 13th time in 16 games and improved to 14-1 at home.

Wednesday's win also gave Wichita State its second win against Missouri State this season. The Shockers beat the Bears, 74-67, at Missouri State Feb. 1.

Official Basketball Box Score -- Game Totals -- Final Statistics
Wichita State vs Creighton
02-11-12 4:05 pm at Omaha, Neb. (CenturyLink Center Omaha)

Wichita State 89 • 22-4, 13-2 MVC

##	Player	Total	3-Ptr			Rebounds			PF	TP	A	T	Blk	Stl	Min
			FG-FGA	FG-FGA	FT-FTA	Off	Def	Tot							
20	SMITH, Ben	f	8-12	3-6	3-3	1	5	6	2	22	0	1	0	0	31
41	STUTZ, Garrett	c	3-6	2-2	0-0	1	0	1	4	8	1	2	0	0	13
01	RAGLAND, Joe	g	9-12	2-4	4-4	1	3	4	2	24	6	1	1	0	32
05	WILLIAMS, Demetric	g	2-5	0-0	7-7	1	6	7	1	11	4	2	0	0	33
23	MURRY, Toure'	g	4-10	1-1	2-2	2	4	6	1	11	2	1	0	0	31
03	WESSEL, Evan	g	1-1	0-0	0-0	0	1	1	0	2	0	0	0	1	
04	ANACREON, James	g	0-0	0-0	0-0	0	0	0	0	0	0	0	0	1	
15	VAUTRAVERS, Randall	g	0-1	0-1	0-0	0	0	0	0	0	0	0	0	1	
21	ORUKPE, Ehimen	g	0-0	0-0	0-0	1	0	1	0	1	0	1	0	3	
22	HALL, Carl	g	4-5	0-0	1-1	1	3	4	9	1	1	1	0	22	
24	KYLES, David	g	1-1	0-0	0-0	0	3	3	0	2	2	0	0	20	
32	COTTON, Tekele	g	0-0	0-0	0-0	0	1	1	0	0	1	0	0	3	
50	WHITE, Jake	g	0-2	0-2	0-0	0	2	2	2	0	0	0	0	9	
Team						1	0	11							
Totals			32-55	8-16	17-17	9	28	37	18	89	17	9	3	0	200

FG % 1st Half: 18-30 60.0% 2nd half: 14-25 56.0% Game: 32-55 58.2%
 3FG % 1st Half: 5-8 62.5% 2nd half: 3-8 37.5% Game: 8-16 50.0%
 FT % 1st Half: 8-8 100.0% 2nd half: 9-9 100.0% Game: 17-17 100.0%

Creighton 68 • 21-5, 11-4 MVC

##	Player	Total	3-Ptr			Rebounds			PF	TP	A	T	Blk	Stl	Min
			FG-FGA	FG-FGA	FT-FTA	Off	Def	Tot							
03	McDermott, Doug	f	5-14	1-3	2-2	3	3	6	3	13	0	2	0	1	32
00	Echenique, Gregory	c	5-6	0-0	6-7	3	2	5	1	16	1	0	2	1	28
10	Gibbs, Grant	g	3-7	0-2	1-1	0	4	4	7	5	0	0	0	27	
12	Manigat, Jahenns	g	0-3	0-3	2-2	0	0	0	4	2	0	1	0	29	
30	Young, Antoine	g	3-7	0-2	5-8	0	0	0	1	11	5	1	0	30	
01	Chatman, Austin	g	0-2	0-0	0-0	0	0	0	0	0	0	1	0	14	
02	Stormberg, Taylor	g	0-1	0-1	0-0	0	0	0	0	0	0	0	0	1	
05	Jones, Josh	g	2-6	1-4	1-1	0	4	4	0	6	3	0	0	21	
11	Sebastian, Derek	g	0-0	0-0	0-0	0	0	0	0	0	0	0	0	1	
13	Ferrari, Ross	g	0-1	0-0	0-0	1	0	1	0	0	0	0	0	1	
20	Dorwart, Matthew	g	0-1	0-1	0-0	0	0	0	0	0	0	0	0	1	
22	Dingman, Avery	g	0-1	0-1	0-0	0	0	0	1	0	0	0	0	6	
31	Artino, Will	g	1-1	0-0	0-0	0	0	0	0	2	0	0	0	4	
34	Wragge, Ethan	g	4-7	3-6	0-1	0	1	1	2	11	0	1	0	15	
Team						2	0	2							
Totals			23-57	5-23	17-22	9	14	23	16	68	14	6	2	4	200

FG % 1st Half: 13-30 43.3% 2nd half: 10-27 37.0% Game: 23-57 40.4%
 3FG % 1st Half: 3-11 27.3% 2nd half: 2-12 16.7% Game: 5-23 21.7%
 FT % 1st Half: 7-8 87.5% 2nd half: 10-14 71.4% Game: 17-22 77.3%

Officials: Tom Eades, Kelly Self, Don Dailly
 Technical fouls: Wichita State-None. Creighton-None.
 Attendance: 18735
 Creighton ranked 15th in USA Today coaches poll; 17th in Associated Press poll
 Sixth sellout of the season for Creighton.
 Largest home crowd in Creighton MBB history.

Official Basketball Box Score -- Game Totals -- Final Statistics
Missouri State vs Wichita State
02-15-12 7:07 p.m. at Wichita, Kan. (Charles Koch Arena)

Missouri State 58 • 16-12, 9-7

##	Player	Total	3-Ptr			Rebounds			PF	TP	A	T	Blk	Stl	Min
			FG-FGA	FG-FGA	FT-FTA	Off	Def	Tot							
42	Kyle Weems	f	4-14	2-5	0-0	0	3	3	0	10	4	0	0	2	33
34	Christian Kirk	f	1-3	0-0	0-0	0	0	0	2	2	0	0	0	10	
00	Anthony Downing	g	7-14	3-3	0-0	2	3	5	2	17	3	2	0	1	36
01	Keith Pickens	g	0-2	0-0	0-0	2	4	6	2	2	0	2	0	1	18
55	Michael Bizoukas	g	1-3	0-0	0-0	0	1	1	3	2	4	3	0	24	
05	Jarmar Gullely	g	1-5	0-1	0-0	1	2	3	2	2	0	1	0	0	17
10	Tomie Aromona	g	0-2	0-1	0-0	0	1	1	1	0	0	0	0	7	
21	Caleb Patterson	g	6-13	1-3	1-2	0	1	1	1	14	0	0	0	19	
30	Nathan Scheer	g	2-4	1-2	0-0	1	2	3	0	5	0	0	0	19	
50	Isaiah Rhine	g	3-4	0-0	0-0	1	0	1	2	6	0	0	0	17	
Team						4	0	4							
Totals			25-64	7-15	1-2	11	17	28	15	58	14	6	1	4	200

FG % 1st Half: 14-29 48.3% 2nd half: 11-35 31.4% Game: 25-64 39.1%
 3FG % 1st Half: 4-7 57.1% 2nd half: 3-8 37.5% Game: 7-15 46.7%
 FT % 1st Half: 0-0 0.0% 2nd half: 1-2 50.0% Game: 1-2 50.0%

Wichita State 73 • 23-4, 14-2

##	Player	Total	3-Ptr			Rebounds			PF	TP	A	T	Blk	Stl	Min
			FG-FGA	FG-FGA	FT-FTA	Off	Def	Tot							
20	SMITH, Ben	f	3-6	2-5	6-7	1	0	1	0	14	0	0	1	0	31
41	STUTZ, Garrett	c	7-8	4-4	3-4	1	9	10	1	21	1	2	0	0	32
01	RAGLAND, Joe	g	4-9	1-4	0-0	0	4	4	3	9	5	4	0	2	31
05	WILLIAMS, Demetric	g	3-3	2-2	0-0	0	1	3	8	1	2	0	1	20	
23	MURRY, Toure'	g	1-6	0-1	0-0	0	4	4	0	2	8	1	0	1	36
21	ORUKPE, Ehimen	g	0-0	0-0	0-0	0	0	0	1	0	0	0	1	1	
22	HALL, Carl	g	2-4	0-0	0-0	0	0	0	0	0	4	0	0	0	18
24	KYLES, David	g	4-5	2-3	2-2	0	5	5	1	12	2	2	0	0	19
32	COTTON, Tekele	g	1-1	0-0	1-2	0	2	2	0	3	0	1	0	0	12
Team						0	3	3							
Totals			25-42	11-19	12-15	2	28	30	9	73	17	12	3	4	200

FG % 1st Half: 12-20 60.0% 2nd half: 13-22 59.1% Game: 25-42 59.5%
 3FG % 1st Half: 4-6 66.7% 2nd half: 7-13 53.8% Game: 11-19 57.9%
 FT % 1st Half: 6-9 66.7% 2nd half: 6-6 100.0% Game: 12-15 80.0%

Officials: Paul Janssen, Don Dailly, Terry Oglesby
 Technical fouls: Missouri State-None. Wichita State-None.
 Attendance: 10506

Score by periods	1st			2nd			Total		
	MSU	WICHST	MSU	WICHST	MSU	WICHST	MSU	WICHST	WICHST
Missouri State	32	26	32	26	58	58	73	73	
Wichita State	34	39	73	39	73	73	73		

Last FG - MSU 2nd-00:33, WICHST 2nd-02:10.
 Largest lead - MSU by 2 1st-16:12, WICHST by 19 2nd-01:33.

Score tied - 4 times.
 Lead changed - 2 times.

Game 28
Feb. 18, 2012

Ragland Scores 30 in Shockers' Win at Davidson

DAVIDSON, N.C. -- Senior Joe Ragland recorded a game-high 30 points and seven rebounds as No. 24 Wichita State beat Davidson, 91-74, Saturday in a Sears Bracket-Buster match-up at John Belk Arena.

The Shockers led by as many as 23 points in the second half in the win that improved Wichita State's record to 24-4 overall.

The victory also gave WSU head coach Gregg Marshall his 300th career win.

Ragland scored 18 of his points in the second half, as the Shockers posted their highest points total since a 102-53 win against Newman Dec. 19.

Senior Toure' Murry finished with 16 points and six assists. Junior Carl Hall put up 13 points for the Missouri Valley Conference Shockers.

Davidson, which plays in the Southern Conference, fell to 20-7 overall as the two teams met for the first time. Jake Cohen scored 25 points to lead the Wildcats.

The Shockers grabbed an early 8-2 lead Saturday on a Murry jumper, but Davidson fought back to tie the game, 8-8. Wichita State later grabbed a five-point edge on a three-pointer from David Kyles, 13-8.

A Nik Cochran free throw gave Davidson its first lead of the game at the 12:27 mark of the back-and-forth first half.

A jumper and trey from Ragland built a four-point Shocker margin before a Chris Czerapowicz three-pointer cut the Wichita State lead to 39-38 at halftime.

A Ragland three, assisted by Kyles, pushed the Shockers to a 15-point winning margin with 8:16 to play.

The Shockers extended to a 23-point lead, 84-61, on a jumper from Ragland.

Davidson cut the lead to 11 points on a Czerapowicz shot with 2:12 to play, but that was the last time the Wildcats would score. Ragland's bucket in the final minute closed out the scoring.

The Shockers shot 64 percent overall Saturday, making 35 of 55 field goals.

Marshall improved his record to 106-59 at WSU, while posting a 194-83 record at Winthrop in nine seasons. He is now 300-142 overall in 14 seasons.

Wichita State won its sixth-straight game, and for the 14th time in the last 15 outings.

Game 29
Feb. 22, 2012

Shockers Seal MVC Regular-Season Title with Win

NORMAL, III. -- Wichita State clinched the Missouri Valley Conference men's basketball regular-season title outright with a 68-55 win against Illinois State Wednesday at Redbird Arena.

The No. 19 Shockers entered the game having already clinched at least a share of the league title, but Wednesday's victory guaranteed they would become solo regular-season champions for the first time since 2006.

Senior guard Joe Ragland led Wichita State with 14 points and senior center Garrett Stutz recorded his 11th double-double of the season with 12 points and a game-high 14 rebounds.

Demetric Williams and Ben Smith added 11 points each for the Shockers, who won for the seventh-straight game. Wichita State improved to 25-4 overall and 15-2 in conference play.

Illinois State fell to 17-12 overall and 8-9 in the MVC. Bryant Allen led all players with 17 points for the Redbirds.

Illinois State cut Wichita State's lead to four points with about six minutes remaining in the half, but the Shockers answered with five-straight points to regain a 29-20 lead.

Williams scored the Shockers' final eight points of the half, pushing Wichita State ahead, 34-22, at halftime.

Wednesday's win gave Wichita State its most wins in the Valley since the 1982-83 season when the Shockers went 17-1 in conference play.

The Valley has had six different regular-season champions in the past six seasons. Southern Illinois won in 2007, Drake in 2008, UNI/Creighton in 2009, UNI in 2010, Missouri State in 2011 and Wichita State in 2012.

Official Basketball Box Score -- Game Totals -- Final Statistics
Wichita State vs Davidson
02/18/12 12 p.m. at Davidson, N.C. - John M. Belk Arena

Wichita State 91 • 24-4

#	Player	Total			3-Ptr			Rebounds			PF	TP	A	TO	Blk	Stl	Min
		FG	FGA	FT	FTA	FG	FGA	FT	FTA	Off							
20	SMITH, Ben	f	4-5	1-1	0-0	0	1	1	3	9	0	0	0	0	0	19	
41	STUTZ, Garrett	c	4-8	0-1	0-2	1	4	5	2	8	1	4	3	0	0	24	
01	RAGLAND, Joe	g	11-14	3-4	5-5	2	5	7	1	30	1	1	0	0	32		
05	WILLIAMS, Demetric	g	3-5	0-0	2-2	0	6	6	2	8	1	1	1	0	32		
23	MURRY, Toure'	g	6-10	0-0	4-5	0	4	4	0	16	6	2	0	1	32		
21	ORUKPE, Ehimen		0-0	0-0	0-0	0	0	0	0	0	0	0	0	0	4		
22	HALL, Carl		4-6	0-0	5-7	2	3	5	3	13	2	1	0	1	23		
24	KYLES, David		2-6	1-3	0-0	0	3	3	2	5	3	1	2	1	21		
32	COTTON, Tekele		0-0	0-0	0-0	0	0	0	0	0	1	0	0	0	3		
50	WHITE, Jake		1-1	0-0	0-0	0	2	2	0	2	0	0	0	0	10		
Team						0			1								
Totals			35-55	5-9	16-21	5	29	34	13	91	15	10	6	3	200		

FG % 1st Half:	15-30	50.0%	2nd half:	20-25	80.0%	Game:	35-55	63.6%	Deadball Rebounds	3
3FG % 1st Half:	3-6	50.0%	2nd half:	2-3	66.7%	Game:	5-9	55.6%		
FT % 1st Half:	6-8	75.0%	2nd half:	10-13	76.9%	Game:	16-21	76.2%		

Davidson 74 • 20-7

#	Player	Total			3-Ptr			Rebounds			PF	TP	A	TO	Blk	Stl	Min
		FG	FGA	FT	FTA	FG	FGA	FT	FTA	Off							
15	COHEN, Jake	f	10-14	3-5	2-2	0	3	3	4	25	1	1	0	1	0	19	
24	BROOKS, De'Mon	f	4-9	1-3	1-2	1	1	2	4	10	2	1	0	0	23		
05	KUHLMAN, JP	g	1-4	0-2	2-5	0	1	1	2	4	2	1	0	0	28		
12	COCHRAN, Nik	g	4-7	2-3	6-7	2	2	4	2	16	6	0	1	0	36		
35	CZERAPOWICZ, Chris	g	7-15	3-10	0-0	1	4	5	2	17	2	1	0	0	33		
04	KALINOSKI, Tyler		0-5	0-4	0-0	1	1	2	1	0	2	0	0	1	13		
20	REIGEL, Will		0-0	0-0	0-0	0	1	1	1	0	0	1	0	0	7		
23	DRONEY, Tom		1-4	0-0	0-0	0	2	2	0	2	2	1	0	0	23		
34	BEN-EZE, Frank		0-0	0-0	0-0	0	0	0	0	0	0	0	0	0	2		
40	MANN, Clint		0-4	0-0	0-0	1	1	2	1	0	0	1	1	1	16		
Team						1			1								
Totals			27-62	9-27	11-16	7	17	24	17	74	15	8	2	4	200		

FG % 1st Half:	13-30	43.3%	2nd half:	14-32	43.8%	Game:	27-62	43.5%	Deadball Rebounds	4
3FG % 1st Half:	5-12	41.7%	2nd half:	4-15	26.7%	Game:	9-27	33.3%		
FT % 1st Half:	7-8	87.5%	2nd half:	4-8	50.0%	Game:	11-16	68.8%		

Officials: Gerry Pollard, Randy Heimerman, Jeff Malham
Technical fouls: Wichita State-None. Davidson-None.
Attendance: 5223

Score by periods	1st	2nd	Total
Wichita State	39	52	91
Davidson	38	36	74

	In	Off	2nd	Fast	Bench
Points	58	14	7	19	20
WICHST	28	15	11	2	2
DAV					

Last FG - WICHST 2nd-00:40, DAV 2nd-02:12.
Largest lead - WICHST by 23 2nd-04:49, DAV by 1 1st-12:27.

Score tied - 6 times.
Lead changed - 8 times.

Official Basketball Box Score -- Game Totals -- Final Statistics
Wichita State vs Illinois State
02-22-12 7:05 p.m. at Normal, Ill. (Doug Collins Court at RBA)

Wichita State 68 • 23-4, 15-2

#	Player	Total			3-Ptr			Rebounds			PF	TP	A	TO	Blk	Stl	Min
		FG	FGA	FT	FTA	FG	FGA	FT	FTA	Off							
20	SMITH, Ben	f	3-12	3-9	2-2	1	3	4	1	11	2	1	0	1	37		
41	STUTZ, Garrett	c	5-15	0-1	2-2	3	11	14	2	12	1	4	1	1	30		
01	RAGLAND, Joe	g	5-10	4-7	0-0	1	1	2	0	14	4	2	0	1	32		
05	WILLIAMS, Demetric	g	4-4	2-2	1-1	0	2	2	1	11	2	1	0	1	33		
23	MURRY, Toure'	g	4-6	1-1	0-0	0	3	3	4	9	3	3	1	1	17		
22	HALL, Carl		1-1	0-0	0-1	0	1	1	4	2	0	0	0	1	12		
24	KYLES, David		2-5	0-3	1-2	1	2	3	1	5	3	2	0	2	25		
32	COTTON, Tekele		1-1	0-0	0-0	1	1	2	3	2	0	0	0	1	13		
50	WHITE, Jake		1-1	0-0	0-0	0	0	0	1	2	0	1	0	0	1		
Team						1			1								
Totals			26-55	10-23	6-8	8	25	33	17	68	15	14	2	9	200		

FG % 1st Half:	14-27	51.9%	2nd half:	12-28	42.9%	Game:	26-55	47.3%	Deadball Rebounds	0
3FG % 1st Half:	5-13	38.5%	2nd half:	5-10	50.0%	Game:	10-23	43.5%		
FT % 1st Half:	1-2	50.0%	2nd half:	5-6	83.3%	Game:	6-8	75.0%		

Illinois State 55 • 17-12, 8-9

#	Player	Total			3-Ptr			Rebounds			PF	TP	A	TO	Blk	Stl	Min
		FG	FGA	FT	FTA	FG	FGA	FT	FTA	Off							
22	Ekey, Jon	f	0-5	0-3	0-0	0	2	2	0	0	0	0	2	0	23		
32	Carmichael, Jackie	f	2-9	0-0	2-4	2	5	7	4	6	0	1	0	0	30		
01	Brown, Tyler	g	2-7	2-4	2-2	0	3	3	2	8	1	1	0	0	24		
11	Moore, Nic	g	0-4	0-1	1-2	0	4	4	1	1	4	4	0	0	22		
13	Wilkins, John	g	4-10	0-1	1-1	3	5	8	1	9	0	1	1	1	26		
02	Allen, Bryant		7-10	3-4	0-0	0	2	2	2	17	1	3	0	2	31		
05	Cousin, Anthony		2-5	1-2	2-2	1	1	2	1	7	3	3	0	0	29		
42	Threlloff, Jordan		3-3	0-0	1-3	2	1	3	2	7	0	0	0	2	15		
Team						1			0								
Totals			20-53	6-15	9-14	9	23	32	13	55	9	14	3	7	200		

FG % 1st Half:	10-27	37.0%	2nd half:	10-26	38.5%	Game:	20-53	37.7%	Deadball Rebounds	4
3FG % 1st Half:	2-7	28.6%	2nd half:	4-8	50.0%	Game:	6-15	40.0%		
FT % 1st Half:	0-0	0.0%	2nd half:	9-14	64.3%	Game:	9-14	64.3%		

Officials: Zelton Steed, Hal Lusk, Jeff Campbell
Technical fouls: Wichita State-None. Illinois State-None.
Attendance: 4573

Score by periods	1st	2nd	Total
Wichita State	34	34	68
Illinois State	22	33	55

	In	Off	2nd	Fast	Bench
Points	26	11	11	4	11
WICHST	16	9	9	7	31
ILS					

Last FG - WICHST 2nd-02:52, ILS 2nd-05:08.
Largest lead - WICHST by 17 2nd-09:41, ILS None.

Score tied - 0 times.
Lead changed - 0 times.

Game 30
Feb. 25, 2012

Senior Shockers Seal 81-58 Wichita State Win

WICHITA, Kan. -- Wichita State closed out the regular season with an 81-58 win against Drake on Senior Night Saturday, then celebrated a Missouri Valley Conference regular-season championship with a sold-out crowd of 10,506 at Charles Koch Arena.

Shocker seniors David Kyles, Joe Ragland, Toure' Murry, Ben Smith, Garrett Stutz and their families were recognized prior their final men's basketball home game and before pacing the No. 19 Shockers on the court.

Smith led Wichita State with 18 points. Stutz added 15 points, while Murry scored 14 points and Kyles 13 points in the Shocker win. Kyles and Murry tied with a game-high seven rebounds. Demetric Williams finished with 11 points for the Shockers.

Wichita State improved to 26-4 overall this season and 16-2 in Valley play.

The Shockers won their eighth-straight game and finished 15-1 at home this season. The Shockers also won for the 16th time in the last 17 games.

Drake fell to 16-14 and 9-9 in the MVC led by a game-high 21 points from Ben Simons, who made seven three-pointers in the game.

The Shockers blocked eight shots, including four by Ehimen Orukpe, and out-scored the visiting Bulldogs, 34-16, in the paint. Wichita State outrebounded Drake, 44-32, as well.

The Shockers jumped out to a 9-1 lead on a three-point play from Stutz and went ahead 12-1 on a trey from Smith at the 15:51 mark.

Drake's first field goal of the afternoon came about 5:30 into the game on a three-pointer from Simons. Simons later cut the Shockers' lead to 15-13 on a three-pointer with about 12 minutes to go in the half. Simons scored 12 of the Bulldogs' first 15 points. Wichita State led 36-25 at halftime.

Wichita State took a 27-point lead - the Shockers' largest of the game - on a Kyles layup with less than two minutes remaining on the clock.

The Shockers then celebrated the MVC regular-season title they clinched earlier in the week by taking turns cutting down the nets at Charles Koch Arena.

Official Basketball Box Score -- Game Totals -- Final Statistics
Drake vs Wichita State
02-25-12 12:30 p.m. at Wichita, Kan. (Charles Koch Arena)

Drake 58 • 16-14, 9-9

#	Player	Pos	Total			3-Ptr			Rebounds			PF	TP	A	TO	Blk	Stl	Min																							
			FG-FGA	FG-FGA	FT-FTA	FG-FGA	FG-FGA	FT-FTA	Off	Def	Tot																														
01	Clarke, Jordan	f	0-0	0-0	0-0	0	3	3	3	0	2	2	0	2	13																										
10	Jeffers, Jeremy	f	4-8	2-4	2-2	0	3	3	2	12	0	1	0	28																											
34	Simons, Ben	f	7-17	7-12	0-0	0	2	2	1	21	0	4	0	1	33																										
11	Madison, Karl	g	0-5	0-2	0-0	1	2	3	2	0	0	2	0	1	17																										
24	Rice, Rayvonte	g	7-12	0-2	4-5	0	4	4	3	18	1	2	0	35																											
02	Hawley, Aaron	g	0-5	0-3	0-0	0	4	4	1	0	0	1	0	19																											
03	Alexander, Kurt	g	3-11	0-0	0-0	0	4	4	3	6	3	1	0	2	24																										
04	Welfringer, Judd	g	0-0	0-0	0-0	1	0	1	0	0	0	2	0	3																											
21	Parker, Cory	g	0-1	0-0	0-0	0	0	0	0	0	0	0	0	1																											
22	Woods, Kraidon	g	0-0	0-0	0-0	1	1	2	2	0	0	0	2	26																											
25	Smith, David	g	0-0	0-0	1-2	0	0	0	0	1	0	0	0	1																											
Team						4			2			6			200																										
Totals			21-59			9-23			7-9			7			25			32			17			58			6			15			2			6			200		

FG % 1st Half:	9-29	31.0%	2nd half:	12-30	40.0%	Game:	21-59	35.6%	Deadball
3FG % 1st Half:	5-15	33.3%	2nd half:	4-8	50.0%	Game:	9-23	39.1%	Rebounds
FT % 1st Half:	2-3	66.7%	2nd half:	5-6	83.3%	Game:	7-9	77.8%	2

Wichita State 81 • 26-4, 16-2

#	Player	Pos	Total			3-Ptr			Rebounds			PF	TP	A	TO	Blk	Stl	Min																				
			FG-FGA	FG-FGA	FT-FTA	FG-FGA	FG-FGA	FT-FTA	Off	Def	Tot																											
20	SMITH, Ben	f	6-12	4-8	2-2	2	2	4	0	18	0	2	1	0	30																							
41	STUTZ, Garrett	c	4-10	0-2	7-7	1	4	5	1	15	0	2	0	1	19																							
01	RAGLAND, Joe	g	0-1	0-1	0-1	0	0	0	1	0	1	0	0	12																								
05	WILLIAMS, Demetric	g	3-8	1-4	4-4	0	5	5	2	11	4	0	0	30																								
23	MURRY, Toure'	g	7-15	0-2	0-0	1	6	7	2	14	3	2	0	3	32																							
03	WESSEL, Evan	g	0-0	0-0	0-0	0	0	0	1	0	0	0	0	1																								
21	ORUKPE, Ehimen	g	2-3	0-0	0-0	3	3	6	2	4	0	2	4	12																								
22	HALL, Carl	g	0-1	0-0	1-2	2	2	4	1	1	0	2	2	1	18																							
24	KYLES, David	g	5-12	0-6	3-4	1	6	7	0	13	6	0	1	1	28																							
32	COTTON, Tekele	g	2-3	1-2	0-0	0	0	0	0	5	2	0	0	2	17																							
50	WHITE, Jake	g	0-0	0-0	0-0	0	0	0	0	0	0	0	0	1																								
Team						3			3			6			10			81			16			10			8			8			200					
Totals			29-65			6-25			17-20			13			31			44			10			81			16			10			8			200		

FG % 1st Half:	12-29	41.4%	2nd half:	17-36	47.2%	Game:	29-65	44.6%	Deadball
3FG % 1st Half:	3-10	30.0%	2nd half:	3-15	20.0%	Game:	6-25	24.0%	Rebounds
FT % 1st Half:	9-12	75.0%	2nd half:	8-8	100.0	Game:	17-20	85.0%	1

Officials: Rick Randall, Brad Ferrie, James Durham
 Technical fouls: Drake-None. Wichita State-None.
 Attendance: 10506

Score by periods	1st	2nd	Total
Drake	25	33	58
Wichita State	36	45	81

	In	Off	2nd	Fast	Bench
Points	16	11	4	0	7
DU	16	11	4	0	7
WICHST	34	17	14	8	23

Last FG - DU 2nd-01:08, WICHST 2nd-01:55.
 Largest lead - DU None, WICHST by 27 2nd-01:55.

Score tied - 0 times.
 Lead changed - 0 times.



Front Row (L to R): Manager Drew Haertl, Manager Connor Dyck, Manager of Player Development Devon Smith, Assistant Coach Greg Heiar, Assistant Coach Dana Ford, Head Coach Gregg Marshall, Assistant Coach Chris Jans, Director of Basketball Operations Dominic Okon, Athletic Trainer Todd Fagan, Manager Talan Shinn, Head Manager Ryan Hillard. Second Row (L to R): Manager Jesse Brockhoff, Ben Smith, Ede Egharvba (no longer on team), James Anacreon, Garrett Stutz, Ehimen Orukpe, Jake White, Randall Vautravets, Evans Wessel, Manager Drew Bridges. Back Row (L to R): Manager James Lusk, Malcolm Armstead, Demetric Williams, Tekele Cotton, Ron Baker, Toure' Murry, David Kyles, Joe Mitchell, Joe Ragland. Strength and Conditioning Coach Kerry Rosenboom.

Quick Outlook

There will be a about the same amount of new and old when Wichita State takes the floor for the 2011-12 season with seven returning scholarship players, five newcomers and two new assistant coaches.

Gone will be the five Shocker seniors, including leading scorer and first-team All-Valley J.T. Durley, who helped the Shockers win the National Invitation Tournament with a 66-57 victory over Alabama at Madison Square Garden and set the school record for wins with a 29-8 record.

The seniors also helped Head Coach Gregg Marshall improve WSU's win total and winning percentage in each of his four seasons. WSU is also 54-18 over the last two seasons.

The returning core will feature the next five-leading scorers after Durley, including guard Toure Murry (9.4 ppg), guard David Kyles (9.3 ppg), seven-foot center Garrett Stutz (7.2 ppg), point guard Joe Ragland (7.0 ppg) and guard/forward Ben Smith (6.7 ppg).

Reserve point guard Demetric Williams (4.2 ppg) and seven-foot reserve center Ehimen Orukpe (1.0 ppg) round out the returnees.

Stutz is coming off a NIT All-Tournament team performance, and the best statistical game of his career with 24 points and 11 rebounds against Washington State in the semifinal game.

Smith returns as the reigning MVC Sixth Man of the Year, while Murry and Kyles earned second-team All-Valley Honors and All-Valley Most Improved Team honors.

Marshall will have eight returnees and eight newcomers in 2011-12. Of those eight, Malcolm Armstead and Joe Mitchell will sit out per transfer rules and Ron Baker is scheduled to redshirt his freshman season.

The newcomer signees included the now departed Ede Egharevba (Eddie e-VAC-a-baa), a 6-foot-6, 190-pound forward from Queens, N.Y.; Tekele (Ta-KALE) Cotton, a 6-foot-2 guard from Whitefield Academy in Georgia; Evan Wessel, a 6-foot-5 guard from at Heights High School in Wichita; Jake White, a 6-foot-8 forward from Chaska, Minn.; and Carl Hall, a six-foot-eight forward from Cochran, Ga.

Hall comes to WSU as a first-team NJCAA All-American last spring. The Georgia native averaged 17.6 ppg, 9.6 rpg and 2.3 bpg for NW Florida State College.

The two groups were able to prepare for the season when Wichita State traveled to Brazil in August and played five games on the Shockers' first foreign trip since 2006.

Wichita State's incoming players were eligible to play in the games that took place against professional teams in Rio de Janeiro and Sao Paulo, Brazil. One of the teams the Shockers

faced in Brazil was the Brazilian National Team. In a game that was closer than the score indicated, Wichita State lost 87-61.

In preparation for the trip, WSU was allowed 10 days of practice per NCAA rules prior to leaving.

New assistant coaches Greg Heiar and Dana Ford joined the staff in the spring. Heiar spent the last two seasons as assistant coach at Southern Miss, and six years at Chipola (Fla.) Junior College, including his last five at the school as the head coach. While at Chipola, Heiar coached the Indians to a 164-15 record.


Ford, a former Wichita State graduate assistant, re-joined the men's basketball staff as an assistant coach after assistant coaching positions at Chipola Junior College and Tennessee State.



2011-12 Men's Basketball Team




Gregg Marshall
Head Coach
Fifth Season



1
Joe Ragland
6-0, 185, Sr. (tr), G
W.Springfield, Mass.



2
Malcolm Armstead
6-1, 205, Sr. (tr), G
Florence, Ala.



3
Evan Wessel
6-5, 203, Fr., G
Wichita, Kan.



4
James Anacreon
6-7, 205, Jr., F
Queens, N.Y.



5
Demetric Williams
6-2, 177, Jr., G
Las Vegas, Nev.



11
Joe Mitchell
6-1, 193, Jr., G
Wichita, Kan.



15
Randall Vautravers
6-6, 185, Fr. (rs), F
Andover, Kan.



20
Ben Smith
6-5, 209, Sr. (tr), F
Oklahoma City, Okla.



21
Ehimne Drukpe
7-0, 251, Jr. (tr), C
Delta, Nigeria



22
Carl Hall
6-8, 233, Jr. (tr), F
Cochran, Ga.



23
Toure Murry
6-5, 199, Sr., G
Houston, Texas




24
David Kyles
6-4, 86, Sr., G
Dallas, Texas




31
Ron Baker
6-3, 209, Fr., G
Scott City, Kan.



32
Tekele Cotton
6-3, 203, Fr., G
Smyrna, Ga.



41
Garrett Stutz
7-0, 255, Sr., C
Kansas City, Mo.



50
Jake White
6-8, 218, Fr., F
Chaska, Minn.

2011-12 Wichita State Men's Basketball Roster

Numerical

No.	Name	Ht.	Wt.	Class	Pos.	Hometown (High School/Last School)	Major
1	Joe Ragland*	6-0	185	Sr. (tr)	G	West Springfield, Mass. (North Platte [Neb.] CC)	Sociology
2	Malcolm Armstead^	6-1	205	Sr. (tr)	G	Florence, Ala. (Cent. Park Christian/Chipola JC/Oregon)	Sociology
3	Evan Wessel	6-5	203	Fr.	G	Wichita, Kan. (Heights HS)	Undecided
4	James Anacreon	6-7	205	Jr.	F	Queens, N.Y. (Lake Land [Ill.] CC) (Frances Lewis HS)	History
5	Demetric Williams**	6-2	177	Jr.	G	Las Vegas, Nev. (Cheyenne HS)	Criminal Justice
11	Joe Mitchell^	6-1	193	Jr.	G	Wichita, Kan. (Hutchinson [Kan.] CC/Southeast HS)	Undecided
15	Randall Vautravers#	6-6	185	Fr. (rs)	F	Andover, Kan. (Andover Central HS)	Business Admin.
20	Ben Smith*	6-5	209	Sr. (tr)	F	Oklahoma City, Okla. (Southeast HS/No. Okla.- Enid)	Elementary Ed
21	Ehimen Orukpe*	7-0	251	Jr. (tr)	C	Delta, Nigeria (Three Rivers [Mo.] CC)	Math
22	Carl Hall	6-8	233	Jr. (tr)	F	Cochran, Ga. (Northwest Florida State College)	Sociology
23	Toure' Murry***	6-5	199	Sr.	G	Houston, Texas (Klein Forest HS)	Sociology
24	David Kyles***	6-4	186	Sr.	G	Dallas, Texas (Dallas Kimball HS)	Sociology
31	Ron Baker &	6-3	209	Fr.	G	Scott City, Kan. (Scott City HS)	Undecided
32	Tekele Cotton	6-2	203	Fr.	G	Smyrna, Ga. (Whitefield Academy)	Undecided
41	Garrett Stutz***	7-0	255	Sr.	C	Kansas City, Mo. (North Kansas City HS)	Business Admin
50	Jake White	6-8	218	Fr.	F	Chaska, Minn. (Chaska HS)	Undecided

* - Years lettered ^ - will sit out 2011-12 per NCAA transfer rules # - reshirted in 2010-11 & - redshirting in 2011-12

Head Coach: Gregg Marshall

Associate Head Coach: Chris Jans

Assistant Coaches: Greg Heiar, Dana Ford

Director of Basketball Operations: Dominic Okon

Manager of Player Development: Devon Smith

Managers: Ryan Hillard, Talan Shinn, Conor Dyck, James Lusk, Drew Bridges, Drew Hertel

Alphabetical

No.	Name	Ht.	Wt.	Class	Pos.	Hometown (High School/Last School)
4	James Anacreon	6-7	205	Jr.	F	Queens, N.Y. (Lake Land [Ill.] CC) (Frances Lewis HS)
2	Malcolm Armstead^	6-1	205	Sr. (tr)	G	Florence, Ala. (Cent. Park Christian/Chipola College/Oregon)
31	Ron Baker&	6-3	209	Fr.	G	Scott City, Kan. (Scott City HS)
32	Tekele Cotton	6-2	203	Fr.	G	Smyrna, Ga. (Whitefield Academy)
22	Carl Hall	6-8	233	Jr. (tr)	F	Cochran, Ga. (Northwest Florida State College)
24	David Kyles***	6-4	186	Sr.	G	Dallas, Texas (Dallas Kimball HS)
11	Joe Mitchell^	6-1	193	Jr.	G	Wichita, Kan. (Hutchinson [Kan.] CC/Southeast HS)
23	Toure' Murry***	6-5	199	Sr.	G	Houston, Texas (Klein Forest HS)
21	Ehimen Orukpe*	7-0	251	Jr. (tr)	C	Delta, Nigeria (Three Rivers [Mo.] CC)
1	Joe Ragland*	6-0	185	Sr. (tr)	G	West Springfield, Mass. (North Platte [Neb.] CC)
20	Ben Smith*	6-5	209	Sr. (tr)	F	Oklahoma City, Okla. (Southeast HS/No. Okla.- Enid)
41	Garrett Stutz***	7-0	255	Sr.	C	Kansas City, Mo. (North Kansas City HS)
15	Randall Vautravers#	6-6	185	Fr. (rs)	F	Andover, Kan. (Andover Central HS)
3	Evan Wessel	6-5	203	Fr.	G	Wichita, Kan. (Heights HS)
50	Jake White	6-8	218	Fr.	F	Chaska, Minn. (Chaska HS)
5	Demetric Williams**	6-2	177	Jr.	G	Las Vegas, Nev. (Cheyenne HS)

* - Years lettered ^ - will sit out 2011-12 per NCAA transfer rules # - reshirted in 2010-11 & - redshirting in 2011-12

Pronunciation Guide

Toure' Murry - Too-Ray

Ehimen Orukpe - A-hee-may o-ROO-pay

Tekele Cotton - Ta-KALE

James Anacreon - uh-NACK-cree-on

Randall Vautravers - VOW-trav-ers

Demetric Williams - DE-me-trick

Charles Koch Arena - COKE

Assistant Coach Greg Heiar - HIRE

Shockers In Post-Season Play

MVC Tournament

Championships — 2 (1985, 1987)
 Championship game record — 2-2
 All-time record — 24-30

1977
 Wichita State 67, Drake 63 (Wichita)
 West Texas State 79, Wichita State 68 (Wichita)

1978
 Bradley 75, Wichita State 71 (Peoria, Ill.)

1979
 Wichita State 70, Drake 69 (Wichita)
 New Mexico St. 85, WSU 81 (Las Cruces, N.M.)

1980
 Wichita State 82, Indiana State 70 (Wichita)
 Bradley 68, Wichita State 60 (Peoria, Ill.)

1981
 Wichita State 77, Southern Illinois 57 (Wichita)
 Wichita State 88, Drake 74 (Wichita)
 Creighton 70, Wichita State 64 (Wichita)

1984
 WSU 107, Southern Illinois 77 (Wichita)
 Tulsa 86, Wichita State 80 (Tulsa, Okla.)

1985
 Wichita State 69, Southern Illinois 66 (Wichita)
 Wichita State 92, Indiana State 65 (Wichita)
 Wichita State 84, Tulsa 82 (Tulsa, Okla.)

1986 (Tulsa, Okla.)
 Illinois State 78, Wichita State 70

1987
 Wichita State 73, Creighton 70 (Wichita)
 Wichita State 56, Illinois State 53 (Wichita)
 Wichita State 79, Tulsa 74 (OT) (Tulsa, Okla.)

1988 (Peoria, Ill.)
 Wichita State 74, Tulsa 66
 Illinois State 59, Wichita State 51

1989 (Wichita, Kan.)
 Illinois State 66, Wichita State 60

1990 (Normal, Ill.)
 Creighton 70, Wichita State 66

1991 (St. Louis, Mo.)
 Tulsa 71, Wichita State 52

1992 (St. Louis, Mo.)
 Southern Illinois 67, Wichita State 63

1993 (St. Louis, Mo.)
 Southwest Missouri State 67, Wichita State 63

1994 (St. Louis, Mo.)
 Bradley 52, Wichita State 44

1995 (St. Louis, Mo.)
 Tulsa 77, Wichita State 63

1997 (St. Louis, Mo.)
 Drake 74, Wichita State 63

1998 (St. Louis, Mo.)
 Wichita State 65, Indiana State 55
 Illinois State 75, Wichita State 54

1999 (St. Louis, Mo.)
 Wichita State 74, Northern Iowa 72
 Evansville 79, Wichita State 71

2000 (St. Louis, Mo.)
 Wichita State 70, Illinois State 55
 Indiana State 57, Wichita State 50

2001 (St. Louis, Mo.)
 SMS 57, Wichita State 45

2002 (St. Louis, Mo.)
 SMS 72, Wichita State 59

2003 (St. Louis, Mo.)
 Wichita State 70, Bradley 66
 Creighton 70, Wichita State 69

2004 (St. Louis, Mo.)
 Wichita State 63, Drake 57
 Northern Iowa 63, Wichita State 56

2005 (St. Louis, Mo.)
 Wichita State 72, Drake 52
 Creighton 70, Wichita State 60

2006 (St. Louis, Mo.)
 Wichita State 81, Indiana State 63
 Bradley 60, Wichita State 52

2007 (St. Louis, Mo.)
 Missouri State 67, Wichita State 64

2008 (St. Louis, Mo.)
 Indiana State 71, Wichita State 67

2009 (St. Louis, Mo.)
 Wichita State 59, Missouri State 46
 Creighton 63, Wichita State 62

2010 (St. Louis, Mo.)
 Wichita State 73, Missouri State 63
 Wichita State 65, Illinois State 61
 UNI 67, Wichita State 52

2011 (St. Louis, Mo.)
 Wichita State 70, Bradley 56
 Indiana State 61, Wichita State 54

NCAA Tournament

Appearances — 8
 Regional championship game record — 1-2
 All-time record — 8-9

1964
Midwest Regional (Wichita, Kan.)
 WSU 84, Creighton 68 (First round)
 Kansas St. 94, WSU 86 (Championship)

1965
Midwest Regional (Manhattan, Kan.)
 WSU 86, SMU 81, (First round)
 WSU 54, Oklahoma State 46 (Championship)

Final Four (Portland, Ore.)
 UCLA 108, WSU 89 (Semifinal round)
 Princeton 118, WSU 82 (Consolation round)

1976
Midwest Regional (Denton, Texas)
 Michigan 74, WSU 73 (First round)

1981
Midwest Sub-Regional (Wichita, Kan.)
 WSU 95, Southern 70 (First round)
 WSU 60, Iowa 56 (Second round)

Midwest Regional (New Orleans, La.)
 WSU 66, Kansas 65 (Semifinals)
 Louisiana State 96, WSU 85 (Championship)

1985
East Sub-Regional (Atlanta, Ga.)
 Georgia 67, WSU 59 (First round)

1987
Midwest Sub-Regional (Rosemont, Ill.)
 St. John's 57, WSU 55 (First round)

1988
Midwest Sub-Regional (South Bend, Ind.)
 DePaul 83, WSU 62 (First round)

2006
First/Second Round (Greensboro, N.C.)
 WSU 86, Steon Hall 66 (First Round)
 WSU 80, Tennessee 73 (Second Round)

Washington Regional (Washington, D.C.)
 George Mason 63, WSU 55

National Invitational Tournament

Appearances — 12
 All-time record — 8-11

1954
New York, N.Y. (Madison Square Garden)
 Bowling Green 88, WSU 84

1962
New York, N.Y. (Madison Square Garden)
 Dayton 79, WSU 71

1963
New York, N.Y. (Madison Square Garden)
 Villanova 54, WSU 53

1966
New York, N.Y. (Madison Square Garden)
 New York University 90, WSU 84

1980
Wichita, Kan.
 Texas-El Paso 58, WSU 56

1984
Ann Arbor, Mich.
 Michigan 94, WSU 70

1989
Wichita, Kan. • WSU 70, Cal-Santa Barbara 62
East Lansing, Mich. • Michigan State 79, WSU 67

2003
Ames, Iowa • Iowa State 76, WSU 65

2004
Wichita, Kansas • Florida State 91, WSU 84 2 OT

2005
Wichita, Kan. • WSU 85, Houston 69
Wichita, Kan. • WSU 84, Western Kentucky 81
Nashville, Tenn. • Vanderbilt 65, WSU 63

2010
Wichita, Kan. • Nevada 74, WSU 70

2011
Wichita, Kan. • WSU 76, Nebraska 49
Blacksburg, Va. • WSU 79, Virginia Tech 76
Wichita, Kan. • WSU 82, College of Charleston 75
New York, N.Y. (Madison Square Garden)
 Semifinal - WSU 75, Washington St. 44
 Championship - WSU 66, Alabama 57

In-Season Tournament Results

1946-47	Emporia (Kan.) Invitational	1-2
1947-48	Emporia (Kan.) Invitational	3-0 (1st)
1948-49	Emporia (Kan.) Invitational	1-1 (3rd)
1954-55	All-College Tournament (Okla. City)	2-1 (3rd)
1958-59	All-College Tournament (Okla. City)	1-2
1959-60	All-College Tournament (Okla. City)	2-1 (3rd)
1960-61	All-College Tournament (Okla. City)	3-0 (1st)
1961-62	All-College Tournament (Okla. City)	2-1 (3rd)
1963-64	All-College Tournament (Okla. City)	3-0 (1st)
1964-65	Quaker City Invite. (Philadelphia)	2-1 (2nd)
1965-66	All-College Tournament (Okla. City)	2-1 (2nd)
1968-69	Charlotte (N.C.) Invitational	0-2 (4th)
1969-70	Illinois-Loyola Classic (Chicago)	1-1
1970-71	All-College Tournament (Okla. City)	1-2
1972-73	Astro-Bluebonnet Bowl (Houston)	1-1 (3rd)
1975-76	Lobo Invitational (Albuquerque)	0-2 (4th)
1976-77	Sun Devil Classic (Tempe)	1-1 (3rd)
1978-79	Sun Devil Classic (Tempe)	0-2 (4th)
1979-80	McDonald's Classic (Wichita)	2-0 (1st)
1980-81	McDonald's Classic (Wichita)	2-0 (1st)
1981-82	McDonald's Classic (Wichita)	2-0 (1st)
	Hawaii Rainbow Classic (Honolulu)	1-2 (6th)
1982-83	McDonald's Classic (Wichita)	2-0 (1st)
1983-84	McDonald's Classic (Wichita)	2-0 (1st)
1984-85	McDonald's Classic (Wichita)	0-2 (4th)
	Suntory Classic (Japan)	0-2 (3rd)
1985-86	Pizza Hut Wichita Shootout (Wichita)	1-1 (2nd)
	BMA Holiday Classic (Kansas City)	1-1 (2nd)
1986-87	Shocker Shootout (Wichita)	1-1 (2nd)
	Hawaii Loa Holiday Clas. (Honolulu)	1-1 (3rd)
1988-89	Palm Beach Classic (W. Palm Beach, Fla.)	1-1 (2nd)
1989-90	Manufacturer's Hanover (New Rochelle, N.J.)	1-1 (3rd)
1990-91	Central Fidelity Clas. (Richmond, Va.)	0-2 (4th)
	Hawaii Rainbow Classic (Honolulu)	2-1 (3rd)
1993-94	Cessna Classic (Wichita)	2-0 (1st)
1994-95	Cessna Classic (Wichita)	2-0 (1st)
1995-96	Big Island invitational (Hilo, Hawaii)	1-2 (4th)
	Cessna Classic (Wichita)	1-1 (2nd)
1996-97	Cessna Classic (Wichita)	2-0 (1st)
1997-98	Puerto Rico Shootout (San Juan)	0-3 (T-7th)
	Cessna Classic (Wichita)	2-0 (1st)
1998-99	Rainbow Classic (Honolulu, Hawaii)	0-2 (4th)
	Cessna Classic (Wichita, Kan.)	2-0 (1st)
2001-02	Top of the World Classic (Fairbanks, Alaska)	1-2 (6th)
2003-04	Paradise Jam (St. Thomas, U.S.V.I.)	2-1 (2nd)
2005-06	SPI Invitational (South Padre Island, Texas)	3-1 (3rd)
2006-07	Las Vegas Classic (Las Vegas, Nev.)	2-2 (4th)
2007-08	Paradise Jam (St. Thomas, U.S.V.I.)	1-2 (7th)
2008-09	Old Spice Classic (Lake Buena Vista, Fla.)	1-2 (5th)
2009-10	CBE Classic (Wichita/Kansas City, Mo.)	3-1 (3rd)
2010-11	EA Sports Maui Invitational (Maui, Hawaii)	2-1 (5th)
2011-12	5-hour Energy Puerto Rico Tip-Off (San Juan, PR)	1-2 (4th)

MVC Championships

Regular-Season

1963-64 (10-2, tie)

Head coach — Ralph Miller

1964-65 (11-3)

Head coach — Gary Thompson

1975-76 (10-2)

Head coach — Harry Miller

1980-81 (12-4)

Head coach — Gene Smithson

1982-83 (17-1)

Head coach — Gene Smithson

2005-06 (14-4)

Head coach — Mark Turgeon

2011-12 (16-2)

Head coach — Gregg Marshall

Tournament

1984-85

Wichita State 84, Tulsa 82

Head coach — Gene Smithson

1986-87

Wichita State 79, Tulsa 74 (OT)

Head coach — Eddie Fogler

CBI Tournament

Appearances — 1

All-time record — 1-1

2009

First Round (Wichita, Kan.)

Wichita State 84, Buffalo 73

Stanford 70, Wichita State 56

Wichita State Basketball
Wichita State Combined Team Statistics (as of Feb 29, 2012)
All games

RECORD:	OVERALL	HOME	AWAY	NEUTRAL
ALL GAMES	26-4	15-1	10-1	1-2
CONFERENCE	16-2	8-1	8-1	0-0
NON-CONFERENCE	10-2	7-0	2-0	1-2

#	Player	gp-gs	min	avg	Total		3-Point		F-Throw		Rebounds				pf	dq	a	to	blk	stl	pts	avg
					fg-fga	fg%	3fg-fga	3fg%	ft-fa	ft%	off	def	tot	avg								
41	STUTZ, Garrett	29-29	730	25.2	153-273	.560	10-30	.333	92-112	.821	54	177	231	8.0	72	1	33	60	30	11	408	14.1
01	RAGLAND, Joe	29-29	781	26.9	133-237	.561	51-107	.477	66-80	.825	13	72	85	2.9	62	1	98	55	2	25	383	13.2
23	MURRY, Toure'	30-25	867	28.9	125-294	.425	15-53	.283	97-123	.789	42	103	145	4.8	48	1	99	63	8	35	362	12.1
20	SMITH, Ben	30-16	754	25.1	101-224	.451	52-130	.400	40-58	.690	41	47	88	2.9	52	0	22	25	9	14	294	9.8
24	KYLES, David	30-12	716	23.9	88-209	.421	52-146	.356	35-43	.814	18	91	109	3.6	30	0	61	36	8	30	263	8.8
22	HALL, Carl	30-19	669	22.3	100-172	.581	0-0	.000	60-91	.659	65	86	151	5.0	75	0	20	23	24	13	260	8.7
05	WILLIAMS, Demetric	30-20	730	24.3	58-123	.472	17-48	.354	40-46	.870	5	51	56	1.9	58	1	73	35	4	24	173	5.8
32	COTTON, Tekele	29-0	292	10.1	28-56	.500	7-21	.333	18-27	.667	13	27	40	1.4	35	0	22	21	2	19	81	2.8
04	ANACREON, James	11-0	77	7.0	11-22	.500	0-2	.000	3-7	.429	3	13	16	1.5	7	0	0	3	3	5	25	2.3
50	WHITE, Jake	18-0	131	7.3	12-30	.400	3-11	.273	8-15	.533	9	30	39	2.2	16	0	3	5	1	1	35	1.9
03	WESSEL, Evan	12-0	96	8.0	9-25	.360	3-13	.231	0-2	.000	3	9	12	1.0	10	0	10	5	0	5	21	1.8
21	ORUKPE, Ehimen	28-0	229	8.2	14-29	.483	0-0	.000	10-20	.500	9	54	63	2.3	34	1	8	19	27	6	38	1.4
15	VAUTRAVERS, Randa	9-0	29	3.2	3-11	.273	1-6	.167	0-0	.000	3	6	9	1.0	3	0	2	5	0	0	7	0.8
Team											40	46	86				9					
Total.....		30	6101		835-1705	.490	211-567	.372	469-624	.752	318	812	1130	37.7	502	5	451	364	118	188	2350	78.3
Opponents.....		30	6098		671-1689	.397	168-539	.312	375-551	.681	292	643	935	31.2	556	-	337	392	88	165	1885	62.8

TEAM STATISTICS	WICHST	OPP	Date	Opponent	Score	Att.	
SCORING	2350	1885	11-13-11	CHARLESTON SOUTHERN	w	85-57	10181
Points per game	78.3	62.8	# 11/17/11	vs COLORADO	w	67-58	5322
Scoring margin	+15.5	-	# 11/18/11	vs ALABAMA	L	60-70	6375
FIELD GOALS-ATT	835-1705	671-1689	# 11/20/11	vs TEMPLE	Lot	74-78	11297
Field goal pct	.490	.397	\$ 11-25-11	UAB	w	68-46	11204
3 POINT FG-ATT	211-567	168-539	12-01-11	CAL STATE FULLERTON	w	75-60	10269
3-point FG pct	.372	.312	! 12-04-11	UNLV	w	89-70	10466
3-pt FG made per game	7.0	5.6	12/07/11	at Tulsa	w	77-67	4360
FREE THROWS-ATT	469-624	375-551	12-10-11	UTAH STATE	w	83-76	10386
Free throw pct	.752	.681	12-14-11	CHICAGO STATE	w	94-44	10203
F-Throws made per game	15.6	12.5	12-19-11	NEWMAN UNIVERSITY	w	102-53	10187
REBOUNDS	1130	935	* 12-28-11	at Bradley	w	90-51	7184
Rebounds per game	37.7	31.2	* 12-31-11	CREIGHTON	L	61-68	10506
Rebounding margin	+6.5	-	* 1/4/12	at UE	w	67-66	3916
ASSISTS	451	337	* 1/07/12	at Southern Illinois	w	83-73	3619
Assists per game	15.0	11.2	* 01-10-12	ILLINOIS STATE	w	65-62	10078
TURNOVERS	364	392	* 01-13-12	BRADLEY	w	78-41	10335
Turnovers per game	12.1	13.1	* 01-15-12	at Indiana State	w	75-65	6410
Turnover margin	+0.9	-	* 01/18/12	at UNI	w	71-68	4690
Assist/turnover ratio	1.2	0.9	* 01-21-12	SOUTHERN ILLINOIS	w	85-42	10506
STEALS	188	165	* 01-25-12	EVANSVILLE	w	86-74	10219
Steals per game	6.3	5.5	* 01/28/12	at Drake	Lo3	86-93	4895
BLOCKS	118	88	* 02/01/12	at Missouri State	w	74-67	7666
Blocks per game	3.9	2.9	* 02-04-12	INDIANA STATE	w	71-66	10468
ATTENDANCE	166261	94265	* 02-08-12	UNI	w	82-57	10241
Home games-Avg/Game	16-10391	11-6479	* 02-11-12	at Creighton	w	89-68	18735
Neutral site-Avg/Game	-	3-7665	* 02-15-12	MISSOURI STATE	w	73-58	10506
Score by Periods	1st	2nd	OT	OT2	OT3	Totals	
Wichita State	1143	1174	17	12	4	2350	
Opponents	862	979	21	12	11	1885	
							* 02/18/12 at Davidson w 91-74 5223
							* 02-22-12 at Illinois State w 68-55 4573
							* 02-25-12 DRAKE w 81-58 10506

- Puerto Rico Tip-Off (San Juan, Puerto Rico)
 \$ - INTRUST Bank Arena (Wichita, Kan.)
 ! - Missouri Valley/Mountain West Challenge (Wichita, Kan.)
 * - Missouri Valley Conference game

Wichita State Basketball
Wichita State Combined Team Statistics (as of Feb 29, 2012)
Conference games

RECORD:	OVERALL	HOME	AWAY	NEUTRAL
ALL GAMES	16-2	8-1	8-1	0-0
CONFERENCE	16-2	8-1	8-1	0-0
NON-CONFERENCE	0-0	0-0	0-0	0-0

#	Player	gp-gs	min	Total			3-Point		F-Throw		Rebounds				pf	dq	a	to	blk	stl	pts	avg
				fg-fga	fg%	3fg-fga	3fg%	ft-fa	ft%	off	def	tot	avg									
41	STUTZ, Garrett	17-17	470	27.6	102-179	.570	8-21	.381	70-80	.875	28	127	155	9.1	41	1	18	37	19	7	282	16.6
01	RAGLAND, Joe	17-17	458	26.9	75-143	.524	30-66	.455	37-46	.804	5	34	39	2.3	39	0	57	36	1	15	217	12.8
23	MURRY, Toure'	18-16	545	30.3	74-180	.411	10-29	.345	52-62	.839	22	63	85	4.7	31	1	57	37	5	26	210	11.7
20	SMITH, Ben	18-10	484	26.9	55-132	.417	30-83	.361	25-34	.735	24	30	54	3.0	30	0	14	12	6	7	165	9.2
22	HALL, Carl	18-11	407	22.6	54-90	.600	0-0	.000	36-52	.692	33	51	84	4.7	48	0	9	17	15	5	144	8.0
24	KYLES, David	18-3	422	23.4	49-118	.415	26-82	.317	19-21	.905	9	48	57	3.2	13	0	28	13	3	16	143	7.9
05	WILLIAMS, Demetric	18-16	486	27.0	37-74	.500	12-28	.429	27-30	.900	4	35	39	2.2	41	1	56	17	1	15	113	6.3
50	WHITE, Jake	10-0	66	6.6	9-16	.563	3-7	.429	4-6	.667	6	12	18	1.8	10	0	1	4	0	0	25	2.5
32	COTTON, Tekele	17-0	155	9.1	14-26	.538	2-7	.286	10-14	.714	7	15	22	1.3	17	0	12	14	0	8	40	2.4
04	ANACREON, James	6-0	32	5.3	5-8	.625	0-0	.000	1-3	.333	0	4	4	0.7	4	0	0	1	2	5	11	1.8
21	ORUKPE, Ehimen	16-0	100	6.3	11-17	.647	0-0	.000	2-8	.250	7	32	39	2.4	16	0	4	10	14	2	24	1.5
03	WESSEL, Evan	6-0	38	6.3	3-8	.375	1-3	.333	0-0	.000	1	2	3	0.5	3	0	5	3	0	1	7	1.2
15	VAUTRAVERS, Randa	5-0	12	2.4	2-6	.333	0-2	.000	0-0	.000	2	4	6	1.2	1	0	0	0	0	0	4	0.8
Team											25	29	54				7					
Total.....		18	3675		490-997	.491	122-328	.372	283-356	.795	173	486	659	36.6	294	3	261	208	66	107	1385	76.9
Opponents.....		18	3675		406-1025	.396	110-323	.341	210-307	.684	183	384	567	31.5	313	-	215	213	39	94	1132	62.9

TEAM STATISTICS	WICHST	OPP	Date	Opponent	Score	Att.
SCORING	1385	1132	* 12-28-11	at Bradley	w 90-51	7184
Points per game	76.9	62.9	* 12-31-11	CREIGHTON	L 61-68	10506
Scoring margin	+14.1	-	* 1/4/12	at UE	w 67-66	3916
FIELD GOALS-ATT	490-997	406-1025	* 1/07/12	at Southern Illinois	w 83-73	3619
Field goal pct	.491	.396	* 01-10-12	ILLINOIS STATE	w 65-62	10078
3 POINT FG-ATT	122-328	110-323	* 01-13-12	BRADLEY	w 78-41	10335
3-point FG pct	.372	.341	* 01-15-12	at Indiana State	w 75-65	6410
3-pt FG made per game	6.8	6.1	* 01/18/12	at UNI	w 71-68	4690
FREE THROWS-ATT	283-356	210-307	* 01-21-12	SOUTHERN ILLINOIS	w 85-42	10506
Free throw pct	.795	.684	* 01-25-12	EVANSVILLE	w 86-74	10219
F-Throws made per game	15.7	11.7	* 01/28/12	at Drake	Lo3 86-93	4895
REBOUNDS	659	567	* 02/01/12	at Missouri State	w 74-67	7666
Rebounds per game	36.6	31.5	* 02-04-12	INDIANA STATE	w 71-66	10468
Rebounding margin	+5.1	-	* 02-08-12	UNI	w 82-57	10241
ASSISTS	261	215	* 02-11-12	at Creighton	w 89-68	18735
Assists per game	14.5	11.9	* 02-15-12	MISSOURI STATE	w 73-58	10506
TURNOVERS	208	213	* 02-22-12	at Illinois State	w 68-55	4573
Turnovers per game	11.6	11.8	* 02-25-12	DRAKE	w 81-58	10506
Turnover margin	+0.3	-				
Assist/turnover ratio	1.3	1.0				
STEALS	107	94	# - Puerto Rico Tip-Off (San Juan, Puerto Rico)			
Steals per game	5.9	5.2	\$ - INTRUST Bank Arena (Wichita, Kan.)			
BLOCKS	66	39	! - Missouri Valley/Mountain West Challenge (Wichita, Kan.)			
Blocks per game	3.7	2.2	* - Missouri Valley Conference game			
ATTENDANCE	93365	61688				
Home games-Avg/Game	9-10374	9-6854				
Neutral site-Avg/Game	-	0-0				

Score by Periods	1st	2nd	OT	OT2	OT3	Totals
Wichita State	681	681	7	12	4	1385
Opponents	523	579	7	12	11	1132

Wichita State Basketball
Wichita State Season Schedule/Results & Leaders (as of Feb 29, 2012)
All games

RECORD:	OVERALL	HOME	AWAY	NEUTRAL
ALL GAMES	26-4	15-1	10-1	1-2
CONFERENCE	16-2	8-1	8-1	0-0
NON-CONFERENCE	10-2	7-0	2-0	1-2

Date	Opponent	Score	Att.	High Points	High Rebounds
11-13-11	CHARLESTON SOUTHERN	w 85-57	10181	(19)KYLES, David	(9)HALL, Carl
11/17/11	#vs COLORADO	w 67-58	5322	(17)SMITH, Ben (17)MURRY, Toure'	(11)STUTZ, Garrett
11/18/11	#vs ALABAMA	60-70 L	6375	(21)MURRY, Toure'	(12)HALL, Carl
11/20/11	#vs TEMPLE	74-78 Lot	11297	(24)MURRY, Toure'	(14)STUTZ, Garrett
11-25-11	\$UAB	w 68-46	11204	(17)STUTZ, Garrett	(7)KYLES, David
12-01-11	CAL STATE FULLERTON	w 75-60	10269	(19)HALL, Carl	(8)HALL, Carl
12-04-11	!UNLV	w 89-70	10466	(31)RAGLAND, Joe	(5)RAGLAND, Joe (5)KYLES, David
12/07/11	at Tulsa	w 77-67	4360	(17)MURRY, Toure'	(7)STUTZ, Garrett
12-10-11	UTAH STATE	w 83-76	10386	(19)RAGLAND, Joe	(8)STUTZ, Garrett
12-14-11	CHICAGO STATE	w 94-44	10203	(22)SMITH, Ben	(8)WHITE, Jake (8)MURRY, Toure'
12-19-11	NEWMAN UNIVERSITY	w 102-53	10187	(16)STUTZ, Garrett (16)SMITH, Ben	(5)KYLES, David (5)STUTZ, Garrett
12-28-11	*at Bradley	w 90-51	7184	(14)STUTZ, Garrett	(10)STUTZ, Garrett
12-31-11	*CREIGHTON	61-68 L	10506	(17)HALL, Carl	(13)HALL, Carl
1/4/12	*at UE	w 67-66	3916	(29)STUTZ, Garrett	(10)STUTZ, Garrett
`1/07/12	*at Southern Illinois	w 83-73	3619	(20)RAGLAND, Joe	(9)HALL, Carl
01-10-12	*ILLINOIS STATE	w 65-62	10078	(15)RAGLAND, Joe	(10)STUTZ, Garrett
01-13-12	*BRADLEY	w 78-41	10335	(16)KYLES, David (16)STUTZ, Garrett	(13)STUTZ, Garrett
01-15-12	*at Indiana State	w 75-65	6410	(16)MURRY, Toure' (16)KYLES, David	(11)STUTZ, Garrett
01/18/12	*at UNI	w 71-68	4690	(24)MURRY, Toure'	(9)STUTZ, Garrett
01-21-12	*SOUTHERN ILLINOIS	w 85-42	10506	(11)RAGLAND, Joe (11)HALL, Carl (11)KYLES, David	(9)ORUKPE, Ehimen
01-25-12	*EVANSVILLE	w 86-74	10219	(23)STUTZ, Garrett	(8)STUTZ, Garrett
01/28/12	*at Drake	86-93 Lo3	4895	(27)STUTZ, Garrett	(10)MURRY, Toure'
02/01/12	*at Missouri State	w 74-67	7666	(25)STUTZ, Garrett	(11)STUTZ, Garrett
02-04-12	*INDIANA STATE	w 71-66	10468	(24)STUTZ, Garrett	(15)STUTZ, Garrett
02-08-12	*UNI	w 82-57	10241	(19)RAGLAND, Joe	(12)STUTZ, Garrett
02-11-12	*at Creighton	w 89-68	18735	(24)RAGLAND, Joe	(7)WILLIAMS, Demetric
02-15-12	*MISSOURI STATE	w 73-58	10506	(21)STUTZ, Garrett	(10)STUTZ, Garrett
02/18/12	at Davidson	w 91-74	5223	(30)RAGLAND, Joe	(7)RAGLAND, Joe
02-22-12	*at Illinois State	w 68-55	4573	(14)RAGLAND, Joe	(14)STUTZ, Garrett
02-25-12	*DRAKE	w 81-58	10506	(18)SMITH, Ben	(7)KYLES, David (7)MURRY, Toure'

- Puerto Rico Tip-Off (San Juan, Puerto Rico)
 \$ - INTRUST Bank Arena (Wichita, Kan.)
 ! - Missouri Valley/Mountain West Challenge (Wichita, Kan.)
 * - Missouri Valley Conference game

Attendance Summary	Games	Attend	Avg/Game
Home	16	166261	10391
Away	11	71271	6479
Neutral	3	22994	7665
Total	30	260526	8684

Game-by-Game Points-Rebounds-Assists • Starters Underlined

Opponent	Date	Score	WL	01 Ragland	03 Wessel	04 Anacreon	05 Williams	15 Vautraver	20 Smith	21 Orukpe	22 Hall	23 Murry
CHARLESTON SOUTHERN	11-13-11	85-57	W	<u>2-1-3</u>	0-1-2	1-3-0	<u>12-2-2</u>	0-0-1	<u>10-3-2</u>	5-3-1	12-9-1	4-3-1
vs COLORADO	11/17/11	67-58	W	4-4-4	0-0-0	DNP	<u>3-1-0</u>	DNP	<u>17-6-1</u>	0-3-0	2-5-0	17-5-2
vs ALABAMA	11/18/11	60-70	L	<u>14-7-2</u>	DNP	DNP	<u>0-1-0</u>	DNP	<u>16-2-0</u>	0-1-0	4-12-1	21-5-1
vs TEMPLE	11/20/11	74-78	LOT	8-1-2	DNP	DNP	0-0-0	DNP	<u>9-6-0</u>	0-1-0	<u>4-5-2</u>	<u>24-7-4</u>
UAB	11-25-11	68-46	W	<u>9-3-4</u>	0-2-0	0-0-0	0-0-2	0-2-0	7-1-2	4-3-1	<u>7-6-0</u>	<u>8-5-1</u>
CAL STATE FULLERTON	12-01-11	75-60	W	<u>15-1-3</u>	2-0-0	1-1-0	8-0-1	DNP	2-1-1	0-4-0	<u>19-8-0</u>	<u>8-3-7</u>
UNLV	12-04-11	89-70	W	<u>31-5-3</u>	DNP	DNP	2-0-1	DNP	3-3-0	0-2-0	<u>17-3-2</u>	<u>11-4-8</u>
at Tulsa	12/07/11	77-67	W	11-4-4	DNP	DNP	2-0-2	DNP	11-4-0	0-0-0	<u>11-2-0</u>	<u>17-6-3</u>
UTAH STATE	12-10-11	83-76	W	<u>19-6-3</u>	DNP	DNP	6-2-2	DNP	7-1-0	2-0-1	<u>11-3-0</u>	<u>12-7-4</u>
CHICAGO STATE	12-14-11	94-44	W	<u>12-3-6</u>	8-3-2	6-6-0	7-2-3	0-1-1	22-5-2	2-6-1	<u>6-5-1</u>	<u>5-8-3</u>
NEWMAN UNIVERSITY	12-19-11	102-53	W	<u>11-4-6</u>	4-3-1	6-2-0	12-3-3	3-0-0	<u>16-1-0</u>	1-1-0	<u>10-4-2</u>	<u>9-3-2</u>
at Bradley	12-28-11	90-51	W	<u>12-0-3</u>	0-0-0	5-2-0	3-1-2	0-0-0	8-2-0	7-6-0	<u>10-8-2</u>	<u>12-6-4</u>
CREIGHTON	12-31-11	61-68	L	<u>12-2-3</u>	DNP	DNP	2-4-1	DNP	7-3-0	0-0-1	<u>17-13-0</u>	<u>5-5-1</u>
at UE	1/4/12	67-66	W	6-1-1	DNP	0-0-0	6-1-4	DNP	<u>6-3-2</u>	DNP	<u>7-8-1</u>	10-6-2
at Southern Illinois	1/07/12	83-73	W	20-3-3	DNP	DNP	11-2-3	DNP	5-2-0	0-3-0	8-9-0	15-4-4
ILLINOIS STATE	01-10-12	65-62	W	<u>15-4-4</u>	DNP	DNP	<u>9-2-2</u>	DNP	<u>5-6-0</u>	0-1-0	<u>3-2-0</u>	<u>14-4-2</u>
BRADLEY	01-13-12	78-41	W	DNP	0-0-2	0-1-0	<u>8-1-2</u>	0-3-0	5-0-1	4-4-0	<u>11-4-0</u>	<u>4-3-6</u>
at Indiana State	01-15-12	75-65	W	8-0-3	DNP	DNP	9-0-1	DNP	10-2-1	2-3-0	<u>5-5-1</u>	<u>16-9-3</u>
at UNI	01/18/12	71-68	W	13-1-1	DNP	DNP	2-3-2	DNP	1-2-0	0-1-0	<u>11-1-0</u>	<u>24-2-0</u>
SOUTHERN ILLINOIS	01-21-12	85-42	W	<u>11-3-5</u>	5-2-2	4-1-0	<u>8-0-3</u>	4-2-0	<u>5-3-0</u>	5-9-2	<u>11-2-0</u>	<u>8-1-3</u>
EVANSVILLE	01-25-12	86-74	W	<u>8-1-2</u>	DNP	DNP	<u>7-3-10</u>	DNP	4-4-3	2-3-0	<u>12-4-2</u>	<u>14-3-1</u>
at Drake	01/28/12	86-93	LOT	25-6-6	DNP	DNP	2-3-4	DNP	8-1-0	0-1-0	<u>6-8-0</u>	<u>16-10-3</u>
at Missouri State	02/01/12	74-67	W	10-2-4	DNP	DNP	0-1-5	DNP	<u>21-4-2</u>	0-0-0	6-6-2	10-4-2
INDIANA STATE	02-04-12	71-66	W	<u>11-3-3</u>	DNP	DNP	<u>2-1-0</u>	DNP	<u>7-5-1</u>	0-0-0	13-1-0	<u>14-5-5</u>
UNI	02-08-12	82-57	W	<u>19-3-3</u>	0-0-1	2-0-0	<u>3-2-6</u>	0-1-0	<u>8-2-2</u>	0-1-0	8-4-0	<u>12-3-5</u>
at Creighton	02-11-12	89-68	W	<u>24-4-6</u>	2-1-0	0-0-0	<u>11-7-4</u>	0-0-0	<u>22-6-0</u>	0-1-1	9-4-1	<u>11-6-2</u>
MISSOURI STATE	02-15-12	73-58	W	<u>9-4-5</u>	DNP	DNP	<u>8-1-1</u>	DNP	<u>14-1-0</u>	0-0-0	4-0-0	<u>2-4-8</u>
at Davidson	02/18/12	91-74	W	30-7-1	DNP	DNP	<u>8-6-1</u>	DNP	9-1-0	0-0-0	13-5-2	<u>16-4-6</u>
at Illinois State	02-22-12	68-55	W	14-2-4	DNP	DNP	11-2-2	DNP	<u>11-4-2</u>	DNP	2-1-0	9-3-3
DRAKE	02-25-12	81-58	W	<u>0-0-1</u>	0-0-0	DNP	<u>11-5-4</u>	DNP	<u>18-4-0</u>	4-6-0	1-4-0	<u>14-7-3</u>

Opponent	Date	Score	WL	24 Kyles	32 Cotton	41 Stutz	50 White
CHARLESTON SOUTHERN	11-13-11	85-57	W	<u>19-4-4</u>	10-2-0	4-3-0	6-5-0
vs COLORADO	11/17/11	67-58	W	<u>10-3-4</u>	0-0-0	<u>14-11-1</u>	0-0-0
vs ALABAMA	11/18/11	60-70	L	0-2-4	0-1-0	5-9-1	DNP
vs TEMPLE	11/20/11	74-78	LOT	11-4-3	5-1-1	<u>13-14-3</u>	0-0-0
UAB	11-25-11	68-46	W	<u>7-7-1</u>	9-3-1	<u>17-3-0</u>	0-2-0
CAL STATE FULLERTON	12-01-11	75-60	W	<u>14-7-2</u>	0-2-0	<u>6-5-1</u>	0-2-2
UNLV	12-04-11	89-70	W	<u>8-5-5</u>	4-1-0	<u>13-4-1</u>	DNP
at Tulsa	12/07/11	77-67	W	10-4-3	0-2-0	<u>15-7-0</u>	DNP
UTAH STATE	12-10-11	83-76	W	<u>18-6-3</u>	2-2-0	<u>6-8-3</u>	DNP
CHICAGO STATE	12-14-11	94-44	W	<u>10-2-1</u>	5-1-2	<u>9-2-2</u>	2-8-0
NEWMAN UNIVERSITY	12-19-11	102-53	W	<u>8-5-0</u>	6-3-5	<u>16-5-2</u>	0-2-0
at Bradley	12-28-11	90-51	W	<u>11-4-3</u>	8-3-1	<u>14-10-2</u>	0-3-1
CREIGHTON	12-31-11	61-68	L	<u>11-3-0</u>	2-2-2	5-4-1	DNP
at UE	1/4/12	67-66	W	3-1-1	DNP	<u>29-10-4</u>	DNP
at Southern Illinois	1/07/12	83-73	W	6-4-0	0-0-1	<u>16-7-2</u>	2-0-0
ILLINOIS STATE	01-10-12	65-62	W	5-1-1	2-4-0	<u>12-10-0</u>	DNP
BRADLEY	01-13-12	78-41	W	<u>16-3-1</u>	6-6-3	<u>16-13-2</u>	8-1-0
at Indiana State	01-15-12	75-65	W	16-2-1	0-0-0	<u>8-11-0</u>	1-3-0
at UNI	01/18/12	71-68	W	2-6-2	1-0-1	<u>17-9-2</u>	DNP
SOUTHERN ILLINOIS	01-21-12	85-42	W	<u>11-2-1</u>	3-1-1	DNP	10-8-0
EVANSVILLE	01-25-12	86-74	W	<u>12-2-0</u>	4-0-1	<u>23-8-0</u>	DNP
at Drake	01/28/12	86-93	LOT	2-3-2	0-1-0	<u>27-5-0</u>	DNP
at Missouri State	02/01/12	74-67	W	0-2-0	0-0-0	<u>25-11-1</u>	2-0-0
INDIANA STATE	02-04-12	71-66	W	0-3-1	0-0-0	<u>24-15-0</u>	DNP
UNI	02-08-12	82-57	W	<u>16-3-2</u>	4-0-0	<u>10-12-1</u>	0-1-0
at Creighton	02-11-12	89-68	W	2-3-2	0-1-0	<u>8-1-1</u>	0-2-0
MISSOURI STATE	02-15-12	73-58	W	<u>12-5-2</u>	3-2-0	<u>21-10-1</u>	DNP
at Davidson	02/18/12	91-74	W	5-3-3	0-0-1	<u>8-5-1</u>	2-2-0
at Illinois State	02-22-12	68-55	W	5-3-3	2-2-0	<u>12-14-1</u>	2-0-0
DRAKE	02-25-12	81-58	W	<u>13-7-6</u>	5-0-2	<u>15-5-0</u>	0-0-0

TEAM STATISTICS

Opponent	Date	Score	W	Total		3-Pointers		Free throws		Rebounds				pf	a	t/o	blk	stl	pts	avg
				fg-fga	pct	3fg-fga	pct	ft-fa	pct	off	def	tot	avg							
CHARLESTON SOUTHER	11-13-11	85-57	W	31-58	.534	11-22	.500	12-23	.522	13	27	40	40.0	19	17	15	9	5	85	85.0
vs COLORADO	11/17/11	67-58	W	27-60	.450	8-23	.348	5-8	.625	11	27	38	39.0	14	12	16	3	10	67	76.0
vs ALABAMA	11/18/11	60-70	L	22-65	.338	7-20	.350	9-15	.600	20	23	43	40.3	21	9	18	5	7	60	70.7
vs TEMPLE	11/20/11	74-78	Lot	29-70	.414	4-20	.200	12-22	.545	15	27	42	40.8	21	15	10	7	5	74	71.5
UAB	11-25-11	68-46	W	21-53	.396	3-14	.214	23-30	.767	16	26	42	41.0	20	12	13	1	6	68	70.8
CAL STATE FULLERTON	12-01-11	75-60	W	27-56	.482	5-17	.294	16-23	.696	11	26	37	40.3	15	17	18	2	9	75	71.5
UNLV	12-04-11	89-70	W	32-54	.593	12-23	.522	13-19	.684	9	19	28	38.6	18	20	6	1	3	89	74.0
at Tulsa	12/07/11	77-67	W	24-46	.522	6-13	.462	23-28	.821	5	29	34	38.0	21	12	12	5	5	77	74.4
UTAH STATE	12-10-11	83-76	W	26-57	.456	11-25	.440	20-28	.714	14	23	37	37.9	18	16	13	5	3	83	75.3
CHICAGO STATE	12-14-11	94-44	W	32-72	.444	9-35	.257	21-28	.750	17	36	53	39.4	15	24	9	5	10	94	77.2
NEWMAN UNIVERSITY	12-19-11	102-53	W	39-62	.629	8-18	.444	16-23	.696	9	34	43	39.7	13	21	16	3	15	102	79.5
at Bradley	12-28-11	90-51	W	33-63	.524	7-16	.438	17-22	.773	18	32	50	40.6	22	18	15	2	11	90	80.3
CREIGHTON	12-31-11	61-68	L	19-57	.333	5-26	.192	18-25	.720	12	26	38	40.4	17	9	11	3	5	61	78.8
at UE	1/4/12	67-66	W	26-44	.591	4-11	.364	11-13	.846	6	24	30	39.6	15	15	16	5	5	67	78.0
at Southern Illinois	1/07/12	83-73	W	29-58	.500	8-19	.421	17-25	.680	12	24	36	39.4	16	13	13	0	5	83	78.3
ILLINOIS STATE	01-10-12	65-62	W	22-53	.415	4-18	.222	17-22	.773	10	26	36	39.2	17	9	8	4	3	65	77.5
BRADLEY	01-13-12	78-41	W	29-52	.558	8-18	.444	12-15	.800	9	35	44	39.5	13	17	15	2	6	78	77.5
at Indiana State	01-15-12	75-65	W	21-52	.404	10-20	.500	23-29	.793	12	24	36	39.3	17	10	11	3	5	75	77.4
at UNI	01/18/12	71-68	W	23-48	.479	5-19	.263	20-24	.833	6	23	29	38.7	20	8	8	1	6	71	77.1
SOUTHERN ILLINOIS	01-21-12	85-42	W	33-61	.541	4-16	.250	15-22	.682	11	27	38	38.7	20	17	9	7	8	85	77.4
EVANSVILLE	01-25-12	86-74	W	29-46	.630	4-9	.444	24-32	.750	3	27	30	38.3	17	19	12	7	4	86	77.9
at Drake	01/28/12	86-93	Lot	31-76	.408	7-25	.280	17-19	.895	13	33	46	38.6	29	15	18	3	11	86	78.2
at Missouri State	02/01/12	74-67	W	27-55	.491	8-21	.381	12-14	.857	9	22	31	38.3	14	16	10	3	4	74	78.0
INDIANA STATE	02-04-12	71-66	W	23-56	.411	1-8	.125	24-30	.800	11	26	37	38.2	13	10	9	8	7	71	77.8
UNI	02-08-12	82-57	W	33-59	.559	12-19	.632	4-4	1.000	9	25	34	38.1	10	20	8	2	6	82	77.9
at Creighton	02-11-12	89-68	W	32-55	.582	8-16	.500	17-17	1.000	9	28	37	38.0	18	17	9	3	0	89	78.3
MISSOURI STATE	02-15-12	73-58	W	25-42	.595	11-19	.579	12-15	.800	2	28	30	37.7	9	17	12	3	4	73	78.1
at Davidson	02/18/12	91-74	W	35-55	.636	5-9	.556	16-21	.762	5	29	34	37.6	13	15	10	6	3	91	78.6
at Illinois State	02-22-12	68-55	W	26-55	.473	10-23	.435	6-8	.750	8	25	33	37.4	17	15	14	2	9	68	78.2
DRAKE	02-25-12	81-58	W	29-65	.446	6-25	.240	17-20	.850	13	31	44	37.7	10	16	10	8	8	81	78.3

OPPONENT STATISTICS

Opponent	Date	Score	W	Total		3-Pointers		Free throws		Rebounds				pf	a	t/o	blk	stl	pts	avg
				fg-fga	pct	3fg-fga	pct	ft-fa	pct	off	def	tot	avg							
CHARLESTON SOUTHER	11-13-11	85-57	W	18-62	.290	5-24	.208	16-21	.762	17	18	35	35.0	23	12	23	0	8	57	57.0
vs COLORADO	11/17/11	67-58	W	21-49	.429	5-11	.455	11-19	.579	5	23	28	31.5	13	13	17	2	9	58	57.5
vs ALABAMA	11/18/11	60-70	L	23-53	.434	1-8	.125	23-28	.821	11	27	38	33.7	20	11	13	14	8	70	61.7
vs TEMPLE	11/20/11	74-78	Lot	28-62	.452	7-18	.389	15-25	.600	9	32	41	35.5	19	14	12	6	3	78	65.8
UAB	11-25-11	68-46	W	17-53	.321	1-16	.063	11-17	.647	14	20	34	35.2	24	5	16	3	1	46	61.8
CAL STATE FULLERTON	12-01-11	75-60	W	24-51	.471	4-18	.222	8-15	.533	5	22	27	33.8	19	9	23	2	13	60	61.5
UNLV	12-04-11	89-70	W	24-51	.471	5-20	.250	17-23	.739	9	17	26	32.7	21	13	7	3	2	70	62.7
at Tulsa	12/07/11	77-67	W	22-50	.440	10-19	.526	13-23	.565	6	18	24	31.6	21	12	9	7	3	67	63.2
UTAH STATE	12-10-11	83-76	W	28-52	.538	5-15	.333	15-21	.714	5	20	25	30.9	25	9	12	2	5	76	64.7
CHICAGO STATE	12-14-11	94-44	W	15-55	.273	2-19	.105	12-20	.600	8	26	34	31.2	22	3	19	6	5	44	62.6
NEWMAN UNIVERSITY	12-19-11	102-53	W	18-64	.281	4-21	.190	13-16	.813	13	19	32	31.3	19	6	20	2	10	53	61.7
at Bradley	12-28-11	90-51	W	14-55	.255	3-14	.214	20-29	.690	16	16	32	31.3	21	6	16	4	5	51	60.8
CREIGHTON	12-31-11	61-68	L	23-54	.426	8-15	.533	14-18	.778	6	30	36	31.7	18	12	11	1	4	68	61.4
at UE	1/4/12	67-66	W	23-52	.442	9-17	.529	11-14	.786	7	13	20	30.9	12	17	9	1	7	66	61.7
at Southern Illinois	1/07/12	83-73	W	26-53	.491	6-19	.316	15-23	.652	7	23	30	30.8	19	14	13	4	7	73	62.5
ILLINOIS STATE	01-10-12	65-62	W	21-53	.396	7-25	.280	13-15	.867	8	26	34	31.0	17	6	9	0	4	62	62.4
BRADLEY	01-13-12	78-41	W	17-59	.288	2-13	.154	5-12	.417	11	15	26	30.7	13	11	12	1	8	41	61.2
at Indiana State	01-15-12	75-65	W	24-63	.381	7-19	.368	10-15	.667	19	23	42	31.3	20	17	11	3	4	65	61.4
at UNI	01/18/12	71-68	W	25-52	.481	6-20	.300	12-16	.750	7	22	29	31.2	17	12	10	2	5	68	61.7
SOUTHERN ILLINOIS	01-21-12	85-42	W	17-50	.340	2-10	.200	6-17	.353	13	23	36	31.5	20	8	22	5	1	42	60.8
EVANSVILLE	01-25-12	86-74	W	26-60	.433	5-14	.357	17-22	.773	10	18	28	31.3	27	15	10	3	4	74	61.4
at Drake	01/28/12	86-93	Lot	32-73	.438	5-17	.294	24-36	.667	14	34	48	32.0	20	16	13	6	10	93	62.8
at Missouri State	02/01/12	74-67	W	25-56	.446	7-21	.333	10-14	.714	8	19	27	31.8	15	16	10	0	5	67	63.0
INDIANA STATE	02-04-12	71-66	W	24-61	.393	8-22	.364	10-16	.625	14	26	40	32.2	24	11	15	1	4	66	63.1
UNI	02-08-12	82-57	W	20-51	.392	8-21	.381	9-13	.692	7	17	24	31.8	9	11	11	0	5	57	62.9
at Creighton	02-11-12	89-68	W	23-57	.404	5-23	.217	17-22	.773	9	14	23	31.5	16	14	6	2	4	68	63.1
MISSOURI STATE	02-15-12	73-58	W	25-64	.391	7-15	.467	1-2	.500	11	17	28	31.4	15	14	6	1	4	58	62.9
at Davidson	02/18/12	91-74	W	27-62	.435	9-27	.333	11-16	.688	7	17	24	31.1	17	15	8	2	4	74	63.3
at Illinois State	02-22-12	68-55	W	20-53	.377	6-15	.400	9-14	.643	9	23	32	31.1	13	9	14	3	7	55	63.0
DRAKE	02-25-12	81-58	W	21-59	.356	9-23	.391	7-9	.778	7	25	32	31.2	17	6	15	2	6	58	62.8

Wichita State - TEAM GAME HIGHS

POINTS	102	NEWMAN UNIVERSITY (12-19-11)
	94	CHICAGO STATE (12-14-11)
	91	at Davidson (02/18/12)
	90	at Bradley (12-28-11)
	89	at Creighton (02-11-12)
	89	UNLV (12-04-11)
FIELD GOALS MADE	39	NEWMAN UNIVERSITY (12-19-11)
	35	at Davidson (02/18/12)
FIELD GOAL ATTEMPTS	76	at Drake (01/28/12)
	72	CHICAGO STATE (12-14-11)
FIELD GOAL PERCENTAGE	.636 (35-55)	at Davidson (02/18/12)
	.630 (29-46)	EVANSVILLE (01-25-12)
3 PT FIELD GOALS MADE	12	UNI (02-08-12)
	12	UNLV (12-04-11)
3 PT FG ATTEMPTS	35	CHICAGO STATE (12-14-11)
	26	CREIGHTON (12-31-11)
3 PT FG PERCENTAGE	.632 (12-19)	UNI (02-08-12)
	.579 (11-19)	MISSOURI STATE (02-15-12)
FREE THROWS MADE	24	INDIANA STATE (02-04-12)
	24	EVANSVILLE (01-25-12)
FREE THROW ATTEMPTS	32	EVANSVILLE (01-25-12)
	30	INDIANA STATE (02-04-12)
	30	UAB (11-25-11)
FREE THROW PERCENTAGE	1.000 (17-17)	at Creighton (02-11-12)
	1.000 (4-4)	UNI (02-08-12)
REBOUNDS	53	CHICAGO STATE (12-14-11)
	50	at Bradley (12-28-11)
ASSISTS	24	CHICAGO STATE (12-14-11)
	21	NEWMAN UNIVERSITY (12-19-11)
STEALS	15	NEWMAN UNIVERSITY (12-19-11)
	11	at Drake (01/28/12)
	11	at Bradley (12-28-11)
BLOCKED SHOTS	9	CHARLESTON SOUTHERN (11-13-11)
	8	DRAKE (02-25-12)
	8	INDIANA STATE (02-04-12)
TURNOVERS	18	at Drake (01/28/12)
	18	CAL STATE FULLERTON (12-01-11)
	18	vs ALABAMA (11/18/11)
FOULS	29	at Drake (01/28/12)
	22	at Bradley (12-28-11)

Wichita State - INDIVIDUAL GAME HIGHS

Points	31		RAGLAND, Joe vs UNLV (12-04-11)
	30		RAGLAND, Joe at Davidson (02/18/12)
	29		STUTZ, Garrett at UE (1/4/12)
	27		STUTZ, Garrett at Drake (01/28/12)
	25		STUTZ, Garrett at Missouri State (02/01/12)
	25		RAGLAND, Joe at Drake (01/28/12)
Field Goals Made	12		STUTZ, Garrett at UE (1/4/12)
	11		RAGLAND, Joe at Davidson (02/18/12)
Field Goal Att.	20		MURRY, Toure' vs TEMPLE (11/20/11)
	18		MURRY, Toure' at Drake (01/28/12)
FG Pct (min 5 made)	1.000	(5-5)	KYLES, David vs UNI (02-08-12)
	1.000	(5-5)	WILLIAMS, Demetric vs Charleston Southern (11-13-11)
3-Point FG Made	8		RAGLAND, Joe vs UNLV (12-04-11)
	6		KYLES, David vs Utah State (12-10-11)
3-Point FG Att.	12		KYLES, David vs Utah State (12-10-11)
	9		SMITH, Ben at Illinois State (02-22-12)
	9		SMITH, Ben at Missouri State (02/01/12)
	9		KYLES, David vs Creighton (12-31-11)
	9		KYLES, David at Bradley (12-28-11)
	9		RAGLAND, Joe vs UNLV (12-04-11)
3-Pt FG Pct (min 5 made)	.889	(8-9)	RAGLAND, Joe vs UNLV (12-04-11)
	.714	(5-7)	RAGLAND, Joe vs UNI (02-08-12)
Free Throws Made	10		STUTZ, Garrett vs Indiana State (02-04-12)
	8		MURRY, Toure' at Southern Illinois (` 1/07/12)
	7		STUTZ, Garrett vs Drake (02-25-12)
	7		WILLIAMS, Demetric at Creighton (02-11-12)
	7		HALL, Carl vs Indiana State (02-04-12)
	7		MURRY, Toure' at Tulsa (12/07/11)
Free Throw Att.	12		STUTZ, Garrett vs Indiana State (02-04-12)
	10		MURRY, Toure' at Southern Illinois (` 1/07/12)
	9		MURRY, Toure' vs Newman University (12-19-11)
FT Pct (min 6 made)	1.000	(7-7)	STUTZ, Garrett vs Drake (02-25-12)
	1.000	(7-7)	WILLIAMS, Demetric at Creighton (02-11-12)
	1.000	(7-7)	HALL, Carl vs Indiana State (02-04-12)
	1.000	(6-6)	STUTZ, Garrett at Drake (01/28/12)
	1.000	(6-6)	MURRY, Toure' at UNI (01/18/12)
	1.000	(6-6)	MURRY, Toure' at Indiana State (01-15-12)
	1.000	(6-6)	STUTZ, Garrett at Indiana State (01-15-12)
	1.000	(6-6)	STUTZ, Garrett vs Bradley (01-13-12)
Rebounds	15		STUTZ, Garrett vs Indiana State (02-04-12)
	14		STUTZ, Garrett at Illinois State (02-22-12)
	14		STUTZ, Garrett vs TEMPLE (11/20/11)
Assists	10		WILLIAMS, Demetric vs Evansville (01-25-12)
	8		MURRY, Toure' vs Missouri State (02-15-12)
	8		MURRY, Toure' vs UNLV (12-04-11)
Steals	3		MURRY, Toure' vs Drake (02-25-12)
	3		RAGLAND, Joe vs Indiana State (02-04-12)
	3		MURRY, Toure' at Drake (01/28/12)
	3		MURRY, Toure' at UNI (01/18/12)
	3		MURRY, Toure' vs Creighton (12-31-11)
	3		KYLES, David at Bradley (12-28-11)
	3		ANACREON, James at Bradley (12-28-11)
	3		COTTON, Tekele vs Newman University (12-19-11)