

MVC in the NCAA Tournament

Year-By-Year Record for Valley Schools in the NCAA Division I Championship

- 1939 (0) - MVC did not compete.
The first national collegiate men's basketball tournament was held. For the first 12 years, district playoffs often were held with the winner entering an eight-team field for the championship. The district games were not considered a part of the tournament. The winners of the East and West regionals were the only two teams to advance to the final site.
- 1940 (0) - MVC did not compete.
- 1941 (1) - Creighton defeats Wyoming, 45-44, for third place in Western Regional. Creighton loses its first game to Washington State, 48-39. (Record: 1-1)
- 1942 (0) - MVC did not compete.
- 1943 (0) - MVC did not compete.
- 1944 (0) - MVC did not compete.
- 1945 (1) - **Oklahoma State defeats Utah, 62-37; beats Arkansas, 68-41; and defeats New York University, 49-45, for national title. (Record: 3-0)**
The championship game was televised locally for the first time in New York City by CBS-TV as Oklahoma State defeated North Carolina, 43-40. The initial viewing audience was estimated to be 500,000. This was the first time four teams advanced to the final site. With only East and West regionals, the two regional champions played for the national title while the regional runner-ups played for third place.
- 1946 (1) - **Oklahoma State defeats Baylor, 44-29; beats California, 52-35; and defeats North Carolina, 43-40, to win its second consecutive national championship. (Record: 3-0)**
The championship game was televised locally for the first time in New York City by CBS-TV as Oklahoma State defeated North Carolina, 43-40. The initial viewing audience was estimated to be 500,000. This was the first time four teams advanced to the final site. With only East and West regionals, the two regional champions played for the national title while the regional runner-ups played for third place.
- 1947 (0) - MVC did not compete.
- 1948 (0) - MVC did not compete.
- 1949 (1) - Oklahoma State takes second nationally, beating Wyoming, 40-39; beating Oregon State, 55-30; and losing to Kentucky, 46-36. (Record: 2-1)
- 1950 (1) - Bradley places second nationally, beating UCLA, 73-59; defeating Baylor, 68-66; and losing to City College of New York, 71-68. (Record: 2-1)
- 1951 (1) - Oklahoma State finishes fourth. The Cowboys beat Montana State, 50-46; beat Washington, 61-57, and lose in the semis to Kansas State, 68-44, and to Illinois, 61-46, in the third-place game. (Record: 2-2)
The field was expanded to 16 teams, with 10 conference champions qualifying automatically for the first time. Those 10 conferences: Big Seven, Big Ten, Border, Eastern (Ivy), Missouri Valley, Pacific Coast, Skyline, Southeastern, Southern and Southwest.
- 1952 (1) - Saint Louis loses to Kansas, 74-55, in the finals of the Midwest Regional after beating New Mexico State in the first round, 62-53. (Record: 1-1)
The number of regional sites changed from two to four, with the four winners advancing to the finals.
- 1953 (1) - Oklahoma State loses to Kansas, 61-55, in the Midwest Regional final after beating TCU, 71-54, in an opening round game. (Record: 1-1)
The bracket expanded from 16 teams to 22 and fluctuated between 22 and 25 teams until 1974.
- 1954 (1) - Oklahoma State beats Rice, 51-45, and loses to Bradley (BU then a non-MVC member), 71-57, in the quarterfinals. (Record: 1-1)
The title game was televised nationally for the first time as LaSalle beat Bradley, 94-76, in Kansas City.
- 1955 (1) - Tulsa loses to Colorado, 69-59, in first round, but defeats Southern Methodist, 68-67, in consolation game at Manhattan, Kan. (Record: 1-1)

NCAA Record & Appearances for Current Missouri Valley Conference Members

Current Valley schools have a combined record of 40-59 in NCAA Tournament action while they've been league members. The following is a breakdown by school with the number of appearances in parentheses:

School (Appearances)	Record	-- Final Four --				Last Tourn.
		1st	2nd	3rd	4th	
Bradley (6)	5-6	0	1	0	0	2006
Creighton (12)	4-12	0	0	0	0	2007
Drake (4)	5-4	0	0	1	0	2008
Evansville (1)	0-1	0	0	0	0	1999
Illinois State (6)	3-6	0	0	0	0	1998
Indiana State (4)	5-4	0	1	0	0	2011
Missouri State (2)	2-2	0	0	0	0	1999
UNI (5)	2-5	0	0	0	0	2010
Southern Illinois (10)	6-10	0	0	0	0	2007
Wichita State (9)	8-9	0	0	0	1	2006

Totals (59) 40-59 0 2 1 1

Former MVC (Appearances)	Record	-- Final Four --				Last Year
		1st	2nd	3rd	4th	
Cincinnati (7)	18-6	2	1	2	0	1966
Houston (1)	0-2	0	0	0	0	1956
Louisville (5)	7-7	0	0	1	1	1975
Memphis (1)	3-1	0	1	0	0	1973
New Mexico State (2)	0-2	0	0	0	0	1979
Oklahoma State (6)	12-5	2	1	0	1	1954
Saint Louis (2)	1-3	0	0	0	0	1957
Tulsa (8)	4-8	0	0	0	0	1996

Totals (32) 45-34 4 3 3 2

ALL YEARS (91) 85-93 4 5 4 3

NCAA All-Tournament Selections

- 1954 - Bob Carney, Bradley
 1959 - Oscar Robertson, Cincinnati
 1960 - Oscar Robertson, Cincinnati
 1961 - Bob Wiesenhahn, Cincinnati; Carl Bouldin, Cincinnati
 1962 - Paul Hogue, Cincinnati; Tom Thacker, Cincinnati
 1963 - Tom Thacker, Cincinnati; George Wilson, Cincinnati; Ron Bonham, Cincinnati
 1969 - Willie McCarter, Drake
 1972 - Jim Price, Louisville
 1973 - Larry Finch, Memphis State; Larry Kenon, Memphis State
 1975 - Allen Murphy, Louisville
 1979 - Larry Bird, Indiana State

- 1956 (1) - Houston places fourth at Midwest Regional, losing to Southern Methodist, 89-74, and Kansas State, 89-70. (Record: 0-2)
- 1957 (1) - Saint Louis takes fourth at Midwest Regional, after losing to Oklahoma City, 75-66, and to Southern Methodist, 78-68. (Record: 0-2)
- 1958 (1) - Cincinnati loses in first round of Midwest Regional to Kansas State, 83-80, but defeats Arkansas, 97-62, for third place in the region. (Record: 1-1)
- 1959 (1) - Cincinnati beats TCU, 77-73, and defeats Kansas State, 85-75, then loses to California, 64-58, in the semifinals of Final Four, but places third by defeating Louisville, 98-85. (Record: 3-1)
- 1960 (1) - Cincinnati beats DePaul, 99-59, and defeats Kansas, 82-71, then loses to California, 77-69, in the national semifinals, but defeats New York University, 95-71, in the third-place game. (Record: 3-1)

MVC in the NCAA Tournament

- 1961 (1) - **Cincinnati beats Texas Tech, 78-55; Kansas State, 69-64; Utah, 82-56; and then Ohio State for the national title, 70-65. (Record: 4-0)**
- 1962 (1) - **Cincinnati beats Creighton, 66-46; Colorado, 73-46; UCLA, 72-70, then defeats Ohio State, 71-59, for the national title. (Record: 4-0)**
- 1963 (1) - Cincinnati advances to its third-straight title game and fifth-straight Final Four, beating Texas, 73-68; Colorado, 67-60; and Oregon State, 80-46; before losing to Loyola (Ill.), 60-58. (Record: 3-1)
- 1964 (1) - Wichita State beats Creighton, 84-68, in the first round, but then falls in the title game of the Midwest Regional to Kansas State, 95-86. (Record: 1-1)
- 1965 (1) - Wichita State beats Southern Methodist, 86-81 and Oklahoma State, 54-46, to advance to the Final Four, but takes fourth nationally, losing to UCLA, 108-89, and Princeton, 118-82. (Record: 2-2)
- 1966 (1) - Cincinnati finishes fourth at Midwest Regional, falling against eventual national champion Texas Western (now UTEP), 78-76, in overtime, and losing to Southern Methodist, 89-84. (Record: 0-2)
- 1967 (1) - Louisville takes fourth at Midwest Regional, losing to Southern Methodist, 83-81, and Kansas, 70-68. (Record: 0-2)
- 1968 (1) - Louisville loses to Houston, 91-75, in first round of Midwest Regional, but takes third by defeating Kansas State, 70-68. (Record: 1-1)
- 1969 (1) - MVC champion Drake wins the Midwest Regional with victories against Texas A&M, 81-63, and Colorado State, 84-77, then stretches UCLA to the limit, before losing, 85-82, in the national semifinals. The Bulldogs then beat North Carolina, 104-84, in the third-place game. (Record: 3-1).
- 1970 (1) - Drake beats Houston, 92-87, in the first round, but then loses in the Midwest Regional finals to New Mexico State, 87-78. (Record: 1-1).
- 1971 (1) - Drake whips Notre Dame, 79-72, in OT, in the first round of the Midwest Regional, but loses in the regional final to Kansas, 73-71. (Record: 1-1)
- 1972 (1) - Louisville beats Louisiana-Lafayette, 88-84; defeats Kansas State, 72-65, and advances to the Final Four and finishes fourth, losing to UCLA, 96-77, and North Carolina, 105-91. (Record: 2-2)
- 1973 (1) - Memphis State makes it to the Final Four, defeating South Carolina, 90-76; beating Kansas State, 92-72, and defeating Providence, 98-85, before losing to UCLA in the finals, 87-66. (Record: 3-1)
For the first time, the championship game was televised in prime time.
- 1974 (1) - Louisville falls in the first round to Creighton, 80-71. (Record: 0-1)
- 1975 (2) - Louisville beats Rutgers, 91-78; defeats Cincinnati, 78-63; and beats Maryland, 96-82, to make it to the national semifinals, where it loses to UCLA, 75-74, but places third by defeating Syracuse, 96-88. New Mexico State is defeated in the Eastern Regional by North Carolina, 93-69. (Louisville: 4-1; New Mexico State: 0-1. Overall Record: 4-2)
A 32-team bracket was adopted. For the first time, teams other than the conference champions could be chosen at-large. No conference could be represented by more than two teams.
- 1976 (1) - Wichita State loses to Michigan, 74-73, in the first round of the Midwest Regional. (Record: 0-1)
For the first time, two teams from the same conference (Big Ten) played in the national championship game with Indiana defeating Michigan.



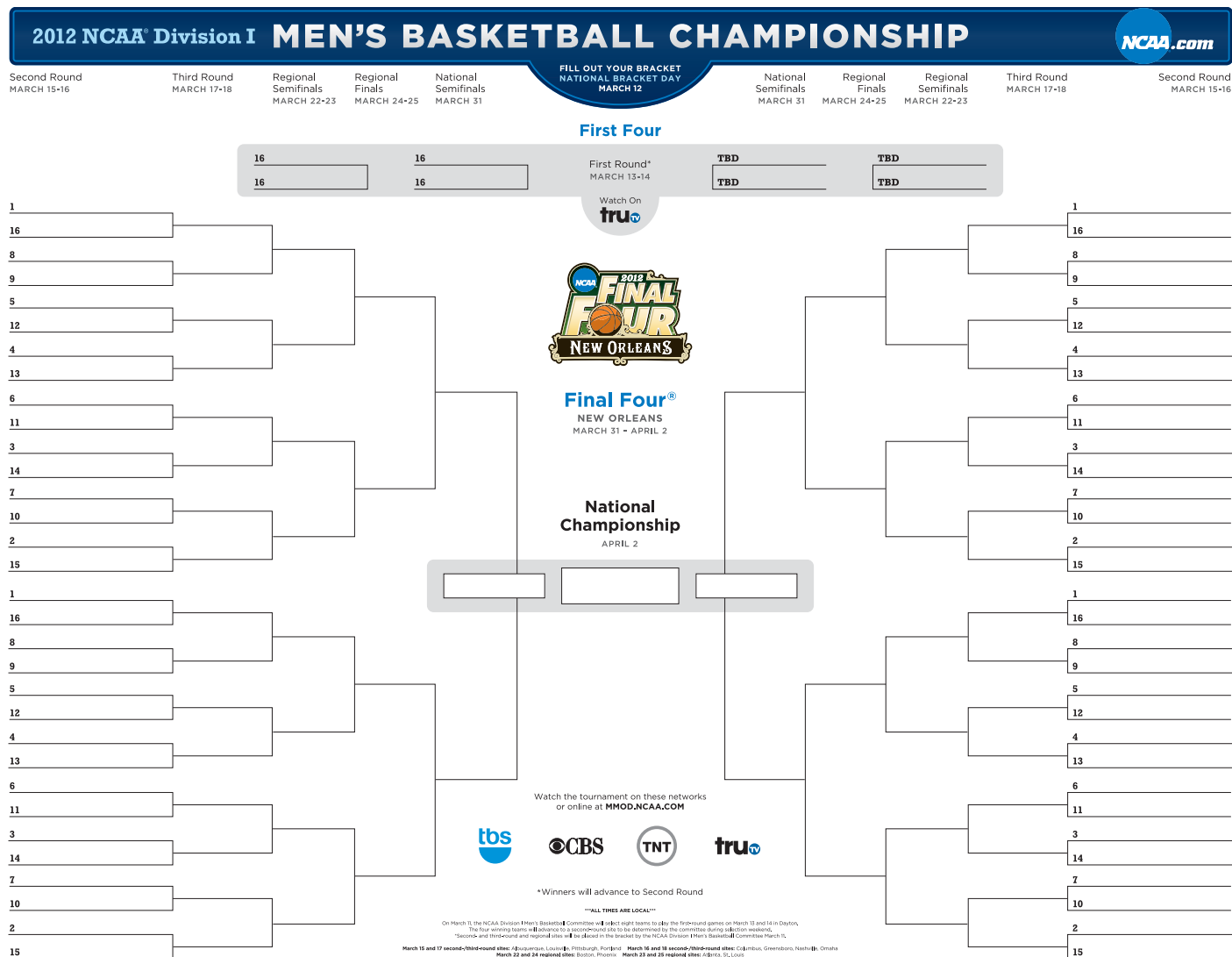
With Oscar Robertson, Cincinnati advanced to the semifinals of the Final Four in 1959 and 1960. The Bearcats then won national titles in 1961 (pictured) and in 1962.

- 1977 (1) - MVC Tournament champion Southern Illinois moves into the second round of the Midwest Regional, after defeating Arizona, 81-77, but loses to Wake Forest, 86-81. (Record: 1-1)
- 1978 (1) - Creighton loses to No. 3 DePaul, 80-78, in the first round of the Midwest Regional. (Record: 0-1)
A seeding process was used for the first time for individual teams. A maximum of four automatic qualifying conference teams were seeded in each of the four regional brackets.
- 1979 (2) - Indiana State places second nationally, losing to Michigan State, 75-64, in the finals to finish 33-1. The Sycamores beat Virginia Tech, 86-69; Oklahoma, 93-72; Arkansas, 73-71; and DePaul, 76-74, before losing to the Spartans. New Mexico State loses in the first round of the Midwest Regional, 81-78 in overtime, to Weber State. (Indiana State: 4-1; New Mexico State, 0-1; Overall Record: 4-2)
The bracket was expanded to 40 teams. For the first time, all teams were seeded. The 16 conferences with the best won-lost records over the previous five years of championship play received byes into the second round. Eight additional byes were available to independents, second conference teams and champions of other conferences.
- 1980 (1) - BU loses to Texas A&M, 55-53, in first round of the Midwest Region at Denton, Texas. (Record: 0-1)
The bracket was expanded to 48 teams, which included 24 automatic qualifiers and 24 at-large teams. The top 16 seeds received byes to the second round. The committee eliminated restrictions on the number of at-large teams selected from one conference.
- 1981 (2) - Creighton loses to St. Joseph's (Pa.) in the first round, 59-57, at Dayton, Ohio. Wichita State beats Southern University, 95-70, and Iowa, 60-56, in Wichita to advance to the Midwest Regional in New Orleans. The Shockers defeated Kansas, 66-65, before losing to LSU, 96-85, in the regional finals. (CU: 0-1; Wichita State: 3-1; Overall Record: 3-2)
A computer ranking system, the Ratings Percentage Index, was used as an aid in evaluating teams in the preparation for making at-large selections. Virginia defeated Louisiana State in the last third-place game conducted at the Final Four.
- 1982 (1) - After receiving a first-round bye, Tulsa loses to Houston, 78-74, at home. (Record: 0-1)
The "selection show" was shown on live national television for the first time.

MVC in the NCAA Tournament

- 1983 (1) - Illinois State loses to Ohio, 51-49, in first round in Tampa. (Record: 0-1)
An opening round was added that required the representatives of eight automatic qualifying conferences to compete for four positions in the 52-team tournament bracket. This concept permitted the committee to retain a 48-team bracket evenly balanced with 24 automatic qualifiers and at-large selections, yet award automatic qualification to each of the 28 conferences that received it the year before. The 16 top-seeded teams received byes to the second round of the tournament.
- 1984 (2) - Illinois State defeats Alabama, 49-48, but loses to DePaul, 75-61, at Lincoln, Neb. Tulsa loses to Louisville, 69-67, at Milwaukee. (Illinois State: 1-1; Tulsa: 0-1; Overall Record: 1-2)
One additional open-round game was established, requiring 10 automatic qualifying conferences to compete for five positions in the 53-team bracket that included 24 automatic and 24 at-large picks.
- 1985 (3) - Illinois State defeats USC, 58-55, but loses to Oklahoma, 75-69, at Tulsa. Texas-El Paso defeats Tulsa, 79-75, at Albuquerque. Georgia defeats Wichita State, 67-59, at Atlanta. (Illinois State: 1-1; Tulsa: 0-1; Wichita St.: 0-1; Overall Record: 1-3)
The tournament bracket was expanded to include 64 teams, which eliminated all first-round byes. The number of automatic qualifiers was capped at 30 for a five-year period (1986-90).

- 1986 (2) - Bradley beats UTEP, 83-65, but loses to NCAA champion Louisville, 82-68, at Salt Lake City. Navy defeats Tulsa, 87-68, at Syracuse. (Bradley: 1-1; Tulsa: 0-1; Overall Record: 1-2)
For the 1986 event in Dallas, the NCAA conducted its first random, computerized drawing for the general public's allotment of Final Four tickets.
- 1987 (2) - Wichita State loses to St. John's, 57-55, at Chicago. Tulsa loses to Oklahoma, 74-69, at Tucson. (WSU: 0-1; Tulsa: 0-1; Overall Record: 0-2)
- 1988 (2) - Auburn defeats Bradley, 90-86, at Atlanta. Wichita State loses to DePaul, 83-62, at South Bend. (Bradley: 0-1; Wichita State: 0-1; Overall: 0-2)
The NCAA celebrated the 50th anniversary of the Division I Men's Basketball Championship; the score in the Oklahoma-Kansas championship game was tied, 50-50, at halftime.
- 1989 (1) - Creighton loses to Missouri, 85-69, at Dallas. (Record: 0-1)
- 1990 (1) - Michigan defeats Illinois State, 76-70, at Long Beach, Calif. (Record: 0-1)
- 1991 (1) - Creighton defeats ranked New Mexico State, 64-56, in the first round at Salt Lake City, before losing to Seton Hall, 81-69. (Record: 1-1)
- 1992 (1) - Missouri State loses to Michigan State, 61-54, at Dayton (Record: 0-1)



MVC in the NCAA Tournament



Indiana State reached the 1979 national championship game against Michigan State as the Sycamores finished 33-1. ISU's Larry Bird (#33) was national player of the year.

- 1993 (1) - Southern Illinois loses to Duke, 105-70, at Chicago, Ill. (Record: 0-1)
- 1994 (2) - Tulsa defeats UCLA, 115-102, in the first round and Oklahoma State, 82-80, in the second round at Oklahoma City, Okla., then loses to eventual national champion Arkansas, 103-84, in the Midwest Regional at Dallas, Texas. Southern Illinois loses to Minnesota, 74-60, in the first round at Sacramento. (Tulsa: 2-1; SIU: 0-1; Overall Record: 2-2)
Bill Clinton became the first sitting president to attend the tournament, when he was present at the Midwest Regional championship game in Dallas and the national semifinals and final in Charlotte.
- 1995 (2) - Tulsa advances to the Sweet Sixteen, defeating Illinois, 68-62, and Old Dominion, 64-52, at Albany, N.Y. Tulsa was eliminated in the East Regional semifinals by Massachusetts, 76-51. Southern Illinois was beaten by Syracuse, 96-92, in the first round of the Midwest Regional at Austin, Texas. (Tulsa: 2-1; Southern Illinois: 0-1; Overall Record: 2-2)
- 1996 (2) - Bradley and Tulsa lose in the opening round. Bradley, seeded eighth and an at-large team to the East Regional in Providence, R.I., loses to Stanford, 66-58. Tulsa, seeded 11th in the Midwest at Milwaukee, Wis., fell to Louisville, 82-80, in overtime. (Tulsa: 0-1; Bradley: 0-1; Overall: 0-2)
- 1997 (1) - Illinois State, seeded 11th at the Midwest Regional in Auburn Hills, Mich., loses to sixth-ranked Iowa State, 69-57. (Record: 0-1)
- 1998 (1) - Illinois State, seeded ninth in the West Regional at Sacramento, beat Tennessee, 82-81, in OT, before losing to top-seed Arizona, 82-49. (Record: 1-1)
- 1999 (3) - Missouri State, seeded 12th in the East Region, beats #5 Wisconsin, 43-32, and #4 Tennessee, 81-51, at Charlotte, N.C., but loses in the East Region semifinals to #1 Duke, 78-61, at East Rutherford, N.J. Creighton, seeded tenth in the South Region, defeats #7 Louisville, 62-58, but loses to #2 Maryland, 75-63, at Orlando, Fla. Evansville, seeded 11th in the Midwest Region, loses to #6 Kansas, 95-74, at New Orleans, La. (MSU: 2-1; Creighton: 1-1; Evansville: 0-1; Overall Record: 3-3)
- 2000 (2) - Creighton, seeded 10th in the Midwest Region, loses to #7 Auburn, 72-69, at Minneapolis. Indiana State, seeded 12th in the West Region, loses to #5 Texas, 77-61, at Salt Lake City. (CU: 0-1; ISU: 0-1; Overall Record: 0-2)
The committee agreed to conduct an opening-round game the Tuesday before the first/second rounds, pitting teams seeded No. 64 and 65.

- 2001 (2) - Indiana State, seeded 13th in the South Region, beats #4 Oklahoma, 70-68, in overtime, but loses to #12 Gonzaga, 85-68, at Memphis, Tenn. Creighton, seeded 10th in the East Region, loses to #7 Iowa, 69-56, at Uniondale, N.Y. (Indiana State: 1-1; Creighton: 0-1; Overall: 1-2)
- 2002 (2) - Creighton, seeded 12th in the Midwest Region, defeats #5 Florida, 83-82, in double-overtime, but loses to #4 Illinois, 72-60, at Chicago, Ill. Southern Illinois, seeded 11th in the East Region, defeats #6 Texas Tech, 76-68, and #3 Georgia, 77-75, at Chicago. Southern Illinois, though, loses to #2 Connecticut, 71-59, at Syracuse (Creighton: 1-1; Southern Illinois: 2-1; Overall Record: 3-2)
- 2003 (2) - Creighton and Southern Illinois lose first-round games. Creighton, seeded #6, falls to 11th-seeded Central Michigan, 79-73, at Salt Lake City, Utah. Southern Illinois, an 11 seed, falls to sixth-seeded Missouri, 72-71, in a first-round game at Indianapolis, Ind. (Creighton: 0-1; SIU: 0-1; Overall: 0-2)
- 2004 (2) - Southern Illinois, seeded No. 9, falls in the final seconds to eventual Elite Eight team Alabama, 65-64, in Seattle, Wash. MVC Tournament champ UNI, a No. 14 seed, pushes third-seeded Georgia Tech before falling to the eventual national runners-up, 65-60, in Milwaukee, Wis. (Southern Illinois: 0-1; UNI: 0-1; Overall Record: 0-2)
Instead of using the regional site designations (i.e., East, Midwest, South, West), the committee will identify regional sites by the city in which the games are being played (i.e., Atlanta Regional).
- 2005 (3) - The Valley places three teams in the NAAs for just the third time in league history. Southern Illinois receives its highest-ever seed (7), and beats St. Mary's, 65-56, before losing to No. 2 seed Oklahoma State in the second round at Oklahoma City. UNI is also at Oklahoma City, earning a No. 11 seed. The Panthers fall to sixth-seeded Wisconsin, 57-52; and Creighton, seeded No. 10, loses on a last-second shot in Cleveland, to West Virginia, 63-61. (SIU: 1-1; Creighton: 0-1; UNI: 0-1; Overall: 1-3)
Culminating a four-year study, the committee revised the RPI formula to give additional weight to playing and winning games on the road. The new formula weighs road victories and home losses at 1.4; home victories and road losses, at .6; and neutral-site victories and losses at 1.0.
- 2006 (4) - For the first time in Valley history, two league teams reach the Sweet Sixteen in the same season. Bradley, a No. 13 seed, advances to the Sweet 16 with wins against No. 4 Kansas, 77-73, and No. 5 Pittsburgh, 72-66, before falling to top-seeded Memphis, 80-64. Wichita State, a No. 7 seed, beats Seton Hall, 86-66, and No. 2-seeded Tennessee, 80-73, before falling to 11th-seeded George Mason in the regionals, 63-55. UNI earned an at-large bid and the 10th-seeded Panthers fell to Georgetown in the first round, 54-49. Southern Illinois earned a No. 11 seed and fell to West Virginia in the opening round, 64-46. (Bradley: 2-1; UNI: 0-1; Southern Illinois: 0-1; Wichita State: 2-1; Overall: 4-4)
The Ratings Percentage Index (RPI) was made public for the first time.

MVC in the NCAA Tournament

- 2007 (2) - Southern Illinois became just the second team in league history to reach the NCAA Tournament for the sixth-straight time, and the Salukis received the highest seed (No. 4) in the history of the program and best in the MVC since 1984. SIU beat 13th-seeded Holy Cross, 61-51, and downed No. 5 seed Virginia Tech, 63-48; before falling to top-seeded Kansas, 61-58. Creighton, meanwhile, fell in overtime in the opening round, to No. 7-seeded Nevada (Creighton: 0-1; S. Illinois: 2-1; Overall: 2-2)
- 2008 (1) - Drake earns the league's only berth and receives a #5 seed. It marks the first NCAA Tournament appearance for the Bulldogs since 1971. Drake falls to #12-seeded Western Kentucky on a 30-foot shot as time expired in overtime, 101-99 (Record: 0-1)
- 2009 (1) - For the first time since the 1997-98 NCAA Tournament the Valley receives only a single bid in back-to-back seasons. UNI earns a #12 seed and battles fifth-seeded Purdue until the end, losing 61-56, in Portland, Ore. (Record: 0-1)
- 2010 (1) - UNI edged UNLV in the first round, 69-66, and then became just the fourth #9 seed to beat a #1-seeded team in the history of the tournament, edging #1 overall seed Kansas, 69-67. With the victory, UNI became the eighth Valley team to reach the Sweet 16 since 1994. The Panthers lost to Michigan State in the Sweet 16. (Record: 2-1)
- 2011 (1) - Indiana State, a #14 seed, represented the conference in the NCAA Tournament and played #3-seeded Syracuse in a first-round game in Cleveland, Ohio. Syracuse won, 77-60. (Record: 0-1)
- NCAA Champions in boldface. Number in parentheses represents tournament qualifiers in that given season.**

Upset Specials

- Since 1994, The Valley has posted five first-round NCAA tourney victories as a No. 12 seed, or worse. Those such-seeded Valley teams to win first-round games include Tulsa (12 - 1994), Missouri State (12 - 1999), Indiana State (13 - 2001), Creighton (12 - 2002), and Bradley (13 - 2006). Tulsa (12 seed in 1994) and Bradley (13 seed in 2006) both reached the Sweet 16.
- Since 1979, the league has had teams seeded No. 9 or worse 39 times. Those teams have combined for 16 tourney victories, and five Sweet 16 appearances (Tulsa, 1994) (Missouri State, 1999) (Southern Illinois, 2002) (Bradley, 2006) (UNI, 2010).
- Since 1994, The Valley has posted nine NCAA tourney first-round wins as a lower-seeded team.
- In 2010, UNI became the fourth #9 seed in NCAA Tournament history to defeat a #1 seed (since the tournament field expanded to 64 teams in 1985).

1992: UTEP 66, Kansas 60
 1994: Boston College 75, North Carolina 72
 2004: UAB 76, Kentucky 75
 2010: UNI 69, Kansas 67

How Seed It Is

Here are a listing of Valley teams that received No. 8 or better seeds in an NCAA Tournament bracket, and how they fared. The league has had only nine teams seeded No. 8 or better since the field expanded to 64 teams (in 1985):

Year	MVC (Seed)	Rec.
1979	Indiana State (1)	4-1
1981	Wichita State (6)	3-1
	Creighton (8)	0-1
1982	Tulsa (3)	0-1
1983	Illinois State (6)	0-1
1984	Tulsa (4)	0-1
	Illinois State (8)	1-1
1985	Tulsa (6)	0-1
1986	Bradley (7)	1-1
1995	Tulsa (6)	2-1
1996	Bradley (8)	0-1
2003	Creighton (6)	0-1
2005	Southern Illinois (7)	1-1
2006	Wichita State (7)	2-1
2007	Southern Illinois (4)	2-1
2008	Drake (5)	0-1

16-16

MVC Seeds in the NCAAs

The NCAA used a seeding process for the NCAA Tournament for the first time in 1978, and it has seeded all teams in the tournament since 1979. Here are seeds for Valley members in the NCAAs.

Year	MVC (Seed)	Rec.
1979	Indiana State (1)	4-1
	*New Mexico St. (10)	0-1
1980	Bradley (11)	0-1
1981	*Wichita State (6)	3-1
	Creighton (8)	0-1
1982	Tulsa (3)	0-1
1983	Illinois State (6)	0-1
1984	Tulsa (4)	0-1
	*Illinois State (8)	1-1

1985	*Tulsa (6)	0-1
	*Illinois State (9)	1-1
	Wichita State (11)	0-1
1986	*Bradley (7)	1-1
	Tulsa (10)	0-1
1987	*Tulsa (11)	0-1
	Wichita State (11)	0-1
1988	Bradley (9)	0-1
	*Wichita State (12)	0-1
1989	Creighton (14)	0-1
1990	Illinois State (14)	0-1
1991	Creighton (11)	1-1
1992	Missouri State (12)	0-1
1993	Southern Illinois (14)	0-1
1994	*Tulsa (12)	2-1
	Southern Illinois (11)	0-1
1995	*Tulsa (6)	2-1
	Southern Illinois (10)	0-1
1996	*Bradley (8)	0-1
	Tulsa (11)	0-1
1997	Illinois State (11)	0-1
1998	Illinois State (9)	1-1
1999	Creighton (10)	1-1
	*Evansville (11)	0-1
	*Missouri State (12)	2-1
2000	Creighton (10)	0-1
	*Indiana State (12)	0-1
2001	*Creighton (10)	0-1
	Indiana State (13)	1-1
2002	*Southern Illinois (11)	2-1
	Creighton (12)	1-1
2003	Creighton (6)	0-1
	*Southern Illinois (11)	0-1
2004	*Southern Illinois (9)	0-1
	UNI (14)	0-1
2005	*Southern Illinois (7)	1-1
	Creighton (10)	0-1
	*UNI (11)	0-1
2006	*Bradley (13)	2-1
	*UNI (10)	0-1
	Southern Illinois (11)	0-1
	*Wichita State (7)	2-1
2007	Creighton (10)	0-1
	*Southern Illinois (4)	2-1
2008	Drake (5)	0-1
2009	UNI (12)	0-1
2010	UNI (9)	2-1
2011	Indiana State (14)	0-1

*denotes at-large representative



Ali Farokhmanesh and Adam Koch (34) celebrate following UNI's historic upset (69-67) over #1 overall seed Kansas in the 2010 NCAA Tournament Second Round. The Panthers became just the fourth #9 seed to upend a #1 seed in NCAA Tournament history.

MVC in the NCAA Tournament

Postseason Ledger

The Valley has sent at least three teams to post-season in 16 of the last 18 years. In 1995, 1999, 2000, 2001, 2004, and 2007, The Valley had four. In 2005 and 2008, The Valley had five. In 2006, 2010 and 2011, The Valley had six post-season teams, while the league set an all-time record with seven selections in 2009.

Year	NCAA	NIT	Other
1994	SIU, Tulsa	Bradley	---
1995	SIU, Tulsa	Bradley, ILS	---
1996	BU, Tulsa	Illinois State	---
1997	Illinois State	BU, MSU	---
1998	Illinois State	Creighton	---
1999	CU, UE, MSU	Bradley	---
2000	CU, Indiana State	SIU, MSU	---
2001	CU, Indiana State	BU, Illinois St.	---
2002	CU, S. Illinois	----	---
2003	CU, S. Illinois	Wichita State	---
2004	UNI, S. Illinois	CU, Wichita St.	---
2005	UNI, SIU, CU	MSU, WSU	---
2006	BU, UNI, SIU, WSU	CU, MSU	---
2007	CU, S. Illinois	BU, MSU	---
2008	Drake	CU, ILS, SIU	BU
2009	UNI	CU, ILS	4*
2010	UNI	ILS, WSU	3*
2011	Indiana State	MSU, WSU	3*

TOT: 34 Teams 30 11

*The College Basketball Invitational (CBI) had its inaugural tournament in 2008; while the CollegeInsider.com Tournament (CIT) began in 2009. Eight of the league's 10 teams have competed in either the CBI or CIT at one point since 2008.

NCAA Success

Since 1994, The Valley is 21-34 in the NCAAAs with eight Sweet 16 trips (1994, 1995, 1999, 2002, two in 2006, 2007, and 2010).

Year	Teams	Record
1994	Southern Illinois, Tulsa	2-2
1995	Southern Illinois, Tulsa	2-2
1996	Bradley, Tulsa	0-2
1997	Illinois State	0-1
1998	Illinois State	1-1
1999	Creighton, Evansville, MSU	3-3
2000	Creighton, Indiana State	0-2
2001	Creighton, Indiana State	1-2
2002	Creighton, Southern Illinois	3-2
2003	Creighton, Southern Illinois	0-2
2004	Southern Illinois, UNI	0-2
2005	Creighton, UNI, Southern Illinois	1-3
2006	Bradley, UNI, S. Illinois, Wichita St.	4-4
2007	Creighton, Southern Illinois	2-2
2008	Drake	0-1
2009	UNI	0-1
2010	UNI	2-1
2011	Indiana State	0-1

Totals (since 1994) 21-34

NCAA Tourney Giant Killers

Since 1994, The Valley has compiled a solid record against BCS football conferences in the NCAA.

vs. Conference (Valley Record is 17-27)

vs. ACC..... 1-3	vs. Big 10... 2-6	vs. Big 12..... 5-6
vs. Big East.. 3-7	vs. Pac-12... 1-2	vs. SEC 5-3

NCAA Men's Basketball Action in St. Louis

1973 Final Four

March 24 -- 19,301

Memphis State 98, Providence 85
UCLA 70, Indiana 59

March 26 -- 19,301

Indiana 97, Providence 79 (Third)
UCLA 87, Memphis State 66 (Final)

All-Tournament Team

Bill Walton, UCLA (MVP)
Steve Downing, Indiana
Larry Finch, Memphis State
Larry Kenon, Memphis State
Ernie DiGregorio, Providence

1978 Final Four

March 25 -- 18,721

Kentucky 64, Arkansas 59
Duke 90, Notre Dame 86

March 27 -- 18,721

Arkansas 71, Notre Dame 69 (Third)
Kentucky 94, Duke 88 (Final)

All-Tournament Team

Jack Givens, Kentucky (MVP)
Ron Brewer, Arkansas
Mike Gminski, Duke
Jim Spanarkel, Duke
Rick Robey, Kentucky

1982 Midwest Regional

March 19 -- 18,050

Boston College 69, Kansas St. 65
Houston 79, Missouri 78

March 21 -- 18,050

Houston 99, Boston College 92

All-Tournament Team

Robert Williams, Houston (MVP)
John Bagley, Boston College
John Garris, Boston College
Larry Micheaux, Houston
Ricky Frazier, Missouri

1984 Midwest Regional

March 23 -- 20,143

Wake Forest 73, DePaul 71 (OT)
Houston 78, Memphis State 71

March 25 -- 18,652

Houston 68, Wake Forest 63

All-Tournament Team

Akeem Olajuwon, Houston (MVP)
Michael Young, Houston
William Bedford, Memphis State
Kenny Green, Wake Forest
Delaney Rudd, Wake Forest

1993 Midwest Regional

March 25 -- 17,883

Indiana 82, Louisville 69
Kansas 93, California 76

March 27 -- 17,883

Kansas 83, Indiana 77

All-Tournament Team

Calbert Chaney, Indiana (MVP)
Greg Graham, Indiana
Adonis Jordan, Kansas
Richard Scott, Kansas
Rex Walters, Kansas

1998 Midwest Regional

March 20 -- 22,172

Stanford 67, Purdue 59
Rhode Island 74, Valparaiso 68

March 22 -- 22,172

Stanford 79, Rhode Island 77

All-Tournament Team

Arthur Lee, Stanford (MVP)
Cuttino Mobley, Rhode Island
Tyson Wheeler, Rhode Island
Mark Madsen, Stanford
Bryce Drew, Valparaiso

1999 Midwest Regional

March 19 -- 42,440

Michigan State 54, Oklahoma 46
Kentucky 58, Miami (Ohio) 43

March 21 -- 42,519

Michigan State 73, Kentucky 66

All-Tournament Team

Morris Peterson, Michigan St. (MVP)
Mateen Cleaves, Michigan State
A.J. Granger, Michigan State
Scott Padgett, Kentucky
Wally Szczerbiak, Miami (Ohio)

2002 1st/2nd Rounds

March 14 -- 22,370

Kentucky 83, Valparaiso 68
Tulsa 71, Marquette 69

March 14 -- 22,739

Kansas 70, Holy Cross 59
Stanford 84, Western Kentucky 68

March 16 -- 28,665

Kentucky 87, Tulsa 82
Kansas 86, Stanford 63

2004 St. Louis Regional

March 26 -- 30,801

Kansas 100, UAB 74
Georgia Tech 72, Nevada 67

March 28 -- 30,648

Georgia Tech 79, Kansas 71 (OT)

All-Tournament Team

Jarrett Jack, Georgia Tech (MVP)
Clarence Moore, Georgia Tech
Wayne Simien, Kansas
Kirk Snyder, Nevada
Aaron Miles, Kansas

2005 Final Four

April 2 -- 47,754

Illinois 72, Louisville 57
North Carolina 87, Michigan St. 71

April 4 -- 47,262

North Carolina 75, Illinois 70

All-Tournament Team

Sean May, North Carolina (MVP)
Raymond Felton, North Carolina
Luther Head, Illinois
Rashad McCants, North Carolina
Deron Williams, Illinois

2007 Midwest Regional

March 23 -- 26,307

Florida 65, Butler 57
Oregon 76, UNLV 72

March 25 -- 25,947

Florida 85, Oregon 77

All-Tournament Team

Taurean Green, Florida (MVP)
Aaron Brooks, Oregon
Malik Hairston, Oregon
Lee Humphrey, Florida
Tajuan Porter, Oregon

2010 Midwest Regional

March 26 -- 26,377

Tennessee 76, Ohio State 73
Michigan State 59, UNI 52

March 28 -- 25,242

Michigan State 70, Tennessee 69

All-Tournament Team

Durrell Summers, MSU (MVP)
Evan Turner, Ohio State
Wayne Chism, Tennessee
J.P. Prince, Tennessee
Draymond Green, Michigan State

MVC in the National Invitation Tournament

Year-By-Year Record for Valley Schools in the National Invitation Tournament


- 1938 (1) - Oklahoma State loses to Temple, 56-44, in the semifinals and beat New York University, 37-24, in the third-place game.
- 1939 (0) - MVC did not compete.
- 1940 (1) - Oklahoma State loses to Duquesne, 34-30, in the semifinals and defeats DePaul, 23-22, in the third-place game.
- 1941 (0) - MVC did not compete.
- 1942 (1) - Creighton defeats West Texas State, 59-58, in the quarterfinals, loses to Western Kentucky, 49-36, in the semifinals and beat Toledo, 48-46, in the third-place game.
- 1943 (1) - Creighton loses to Washington & Jefferson, 43-42, in the quarterfinals.
- 1944 (1) - Oklahoma State defeats Canisius, 43-29, in the quarters, loses to DePaul, 41-38, in the semis and loses to Kentucky, 45-29, in the third-place game.
- 1945 (0) - MVC did not compete.
- 1946 (0) - MVC did not compete.
- 1947 (0) - MVC did not compete.
- 1948 (1) - **Saint Louis wins the title by defeating Bowling Green, 69-53 (quarterfinals), Western Kentucky, 60-53 (semifinals), and New York University, 65-52 (finals).**
- 1949 (2) - Bradley and Saint Louis both compete. Bradley defeats New York University, 89-67, in the first round and Western Kentucky, 95-86, in the quarterfinals, before losing to Loyola, 55-50, in the semifinals. Bradley places fourth, losing to Bowling Green, 82-77. Saint Louis is eliminated in the quarterfinals by Bowling Green, 80-74.
- 1950 (1) - Bradley defeats Syracuse, 78-66, in the quarters and St. John's, 83-72, in the semifinals, but loses to City College of New York, 69-61, in the finals.
- 1951 (1) - Saint Louis defeats LaSalle, 73-61, in the first round, before losing to Dayton, 97-81, in the quarterfinals.
- 1952 (1) - Saint Louis loses to Dayton, 68-58.
- 1953 (1) - Tulsa loses to Duquesne, 88-69.
- 1954 (1) - Wichita State loses to Bowling Green, 88-84.
- 1955 (1) - Saint Louis defeats Connecticut, 110-103, before losing to Dayton, 97-81, in the quarterfinals.
- 1956 (2) - Oklahoma State loses to Duquesne, 69-61, and Saint Louis loses to Xavier, 84-80.
- 1957 (2) - **Bradley wins the title, defeating Xavier, 116-81 (quarterfinals), Temple, 94-66 (semifinals), and Memphis State, 84-83 (finals).** Cincinnati loses to St. Bonaventure, 90-72.
- 1958 (1) - Bradley loses to Xavier, 72-62.
- 1959 (2) - Bradley finishes second, after losing to St. John's, 76-71, in overtime in the title game. Bradley defeated Butler, 83-77, and New York University, 59-57. Saint Louis lost to Providence, 75-72, in double overtime.
- 1960 (2) - **Bradley wins the title, defeating Dayton, 78-64 (quarterfinals), St. Bonaventure, 82-71 (semifinals), and Providence, 88-72 (finals).** Saint Louis loses to Providence, 64-53.

NIT Record & Appearances for Current Missouri Valley Conference Members

Current Valley schools are a combined record of 58-63 in National Invitation Tournament play while they've been league members. The following is a breakdown by school with the number of appearances in parentheses:

School (Appearances)	Record	1st	2nd	3rd	4th	Last Tourn.
Bradley (18)	25-15	4	2	0	1	2007
Creighton (10)	5-10	0	0	1	0	2009
Drake (3)	1-3	0	0	0	0	1986
Illinois State (8)	6-8	0	0	0	0	2010
Indiana State (2)	1-2	0	0	0	0	1978
Missouri State (8)	8-8	0	0	0	0	2011
Southern Illinois (6)	4-6	0	0	0	0	2008
Wichita State (12)	9-12	1	0	0	0	2011
Totals (65)	58-63	5	2	1	1	

- 1961 (1) - Saint Louis lost to Providence, 62-59, in the championship game. SLU beat Miami (Fla.), 58-56, Colorado State, 69-63, and Dayton, 67-60.
- 1962 (2) - Wichita State loses to Dayton, 79-71, and Bradley falls to Duquesne, 75-65.
- 1963 (2) - Saint Louis defeats LaSalle, 63-61, but loses to Marquette, 84-49, in the quarterfinals. Wichita State loses to Villanova, 54-53.
- 1964 (2) - **Bradley wins title, defeating St. Joseph's, 83-81 (quarterfinals), Army, 67-52 (semifinals), and New Mexico, 86-54 (finals).** Drake defeats Pittsburgh, 87-82, before losing to New Mexico, 65-60.
- 1965 (2) - Bradley loses to New York Univ., 71-70. Saint Louis loses to Army, 70-66.
- 1966 (2) - Wichita State loses to New York University, 90-84, in overtime. Louisville loses to Boston College, 96-90, in triple overtime.
- 1967 (1) - Tulsa loses to Marquette, 64-60.
- 1968 (1) - Bradley loses to Long Island University, 80-77.
- 1969 (2) - Louisville defeats Fordham, 73-70, but loses to Boston College, 88-83, in the quarterfinals. Tulsa loses to St. Peter's, 75-71.
- 1970 (2) - Cincinnati loses to Army, 62-57. Louisville loses to Oklahoma, 74-73.
- 1971 (1) - Louisville loses to Providence, 64-58.
- 1972 (1) - Memphis State loses to Oral Roberts, 94-74.



In 1960, Bradley claimed the NIT tournament title with wins over Dayton, St. Bonaventure, and Providence.

-

- 1987 (1) - Illinois State defeats Akron, 79-72, wins at Cleveland State, 79-77, but loses in the quarterfinals at LaSalle, 70-50.
- 1988 (1) - Illinois State drops an 89-83 decision in overtime at Cleveland State.
- 1989 (2) - Wichita State defeats California-Santa Barbara, 70-62, before losing at Michigan State, 79-67. Southern Illinois loses at Saint Louis, 87-54.
- 1990 (3) - Tulsa loses at Oklahoma State, 83-74. Creighton loses at DePaul, 89-72. Southern Illinois loses to Wisconsin-Green Bay, 73-60, in Carbondale.
- 1991 (3) - Southern Illinois made it to the quarters, before losing to eventual champion Stanford. SIU beat both Boise State, 75-74, and MSU, 72-69, on the road, before dropping a 78-68 decision at home to the Cardinal. MSU beat Coppin St., 57-47, in the first round. Tulsa lost at Oklahoma. 111-86.

First Round	Second Round	Quarterfinals	Semifinal	Championship	Semifinal	Quarterfinals	Second Round	First Round
March 13 & 14	March 15, 16, 17 & 19	March 20 & 21	March 27	March 29	March 27	March 20 & 21	March 15, 16, 17 & 19	March 13 & 14



MVC in the National Invitation Tournament

NIT Success by Missouri Valley Teams

The Valley owns seven NIT titles -- Saint Louis (1948), Bradley (1957, 1960, 1964, 1982), Tulsa (1981), and Wichita state (2011). Four -- Missouri State (1993 and 2006), Bradley (1994) and Illinois State (1996) -- have recently advanced to the quarterfinals.

- 1992 (1) - Southern Illinois loses at Boston College, 78-69.
- 1993 (1) - MSU advances to the quarterfinals, before being eliminated at Alabama-Birmingham. MSU defeated St. Joseph's, 56-34, at home, and then won at Jackson State, 70-52. The Bears lost at UAB, 61-52.
- 1994 (1) - Bradley advances to the quarters, before being eliminated at Siena. Bradley defeated Murray State, 66-58, at home and then beat Old Dominion, 79-75, in Peoria. The Braves lost at Albany, N.Y., to Siena, 75-62.
- 1995 (2) - Bradley and Illinois State advanced to the second round, before being eliminated. Bradley edged Eastern Michigan, 86-85 (in double overtime) in Peoria, but lost at home to Canisius, 55-53. Illinois State won at Utah State, 93-87 (in overtime), but lost at home to Washington St., 83-80.
- 1996 (1) - Illinois State advances to the quarterfinals, before being eliminated at Tulane. ISU beat Mount St. Mary's, 73-49, at home and then won at Wisconsin, 77-62, before losing at Tulane, 83-72.
- 1997 (2) - Bradley advances to the second round, before being eliminated at Connecticut. Bradley defeated Drexel, 66-53, at home and then lost at UConn, 63-47. MSU lost at North Carolina State, 77-66.
- 1998 (1) - Creighton loses at Marquette, 80-68.
- 1999 (1) - Bradley suffers a 51-50 home loss to Butler.
- 2000 (2) - Southern Illinois and Missouri State both advance to the second round. SIU wins at Colorado, 94-92, but loses at Brigham Young, 82-57. MSU beats Southern Methodist, 77-64, in Springfield but falls at Mississippi, 70-48.
- 2001 (2) - Bradley and Illinois State play first-round games. In Peoria, Bradley falls to Detroit, 68-49, while Illinois State suffers defeat at Purdue, 90-79.
- 2002 (0) - MVC did not compete.
- 2003 (1) - Wichita State loses at Iowa State, 76-65.
- 2004 (2) - The Valley hosted two NIT first-round games. Creighton falls to Nebraska, 71-70, and Wichita State lost in double OT to Florida State, 91-84.
- 2005 (2) - Missouri State split a pair of home games, beating Rice, 105-82, and losing to Davidson, 82-71. Wichita State won two home games -- beating Houston, 85-69, and Western Ky., 84-81, before losing on a last-second shot at Vanderbilt, 65-63.
- 2006 (2) - Missouri State won home games against Stanford, 76-67, and Houston, 60-59, before losing in the quarterfinals at Louisville, 74-59. Creighton also had two home games, beating Akron, 71-60, and losing to Miami (Fla.), 53-52.

- 2007 (2) - Missouri State made its third-straight NIT appearance and lost in the closing seconds to visiting San Diego State, 74-70. Bradley split a pair of games in the MasterCard NIT, at 32 teams after fielding a 40-team field in previous seasons. The Braves beat Providence, 90-78 in overtime in Peoria, then lost at Mississippi State, 101-72.
- 2008 (3) - For the first time since 1991, three Valley teams earn spots in the NIT field. All three league teams win their first-round games at home, with Southern Illinois beating Oklahoma State, 69-53; Creighton nipping Rhode Island at the buzzer, 74-73; and Illinois State toppling Utah State, 61-57. All three teams also lost their second games, as Southern Illinois lost at Arizona State, 65-51; Creighton fell at Florida, 82-54; and Illinois State suffered a 55-48 setback at home to Dayton.
- 2009 (2) - Illinois State and Creighton represented the MVC. ISU lost in overtime in a first-round game at Kansas State, 83-79, while Creighton was involved in two two-point home games, nipping Bowling Green 73-71 before falling to Kentucky, 65-63.
- 2010 (2) - The Valley sent at least two teams to the NIT for the seventh-straight year. Illinois State and Wichita State represented the MVC. ISU lost in a first-round game at Dayton, 63-42, while WSU fell at home in a first-round game to Nevada, 74-70.
- 2011 (2) - A pair of league teams represented the MVC in the NIT. **Wichita State rolled through the tourney, winning five games by an average of 15.0 points per game. The Shox earned the league's first NIT crown since 1982 with wins over Nebraska (76-49), Virginia Tech (79-76), Charleston (82-75), Washington State (75-44) and Alabama (66-57).** Missouri State had a first-round win against Murray State, 89-76, before the Bears fell in the second round at Miami (Fla.), 81-71.

NIT Champions in boldface. Number in parentheses represents tournament qualifiers in that given season.



Wichita State celebrates its 2011 NIT championship after the Shockers beat top-seeded Alabama, 66-57, in the title game at Madison Square Garden in New York.

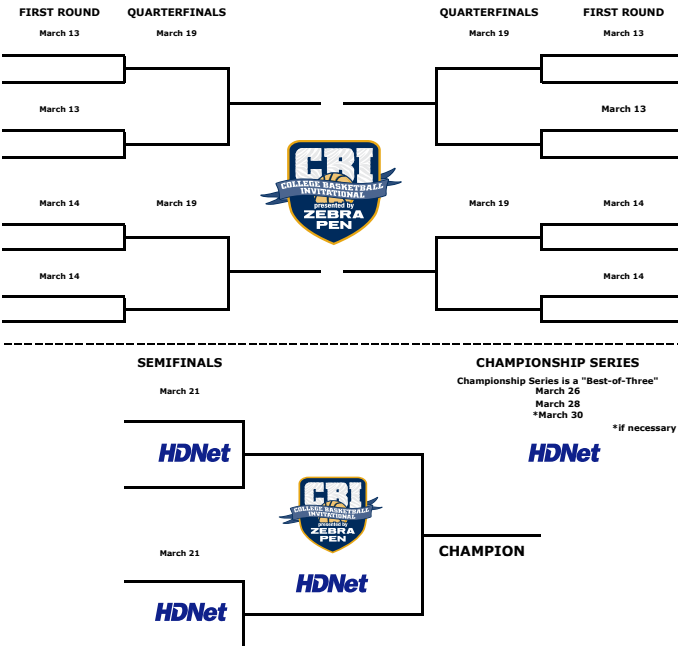
College Basketball Invitational

The College Basketball Invitational consists of 16 teams. Bracketing is done geographically (East, West, South, Midwest), and teams are re-seeded for the semifinals. The event is single-elimination, until the Championship Series. The Championship Series is a best of three series (home-away-home) involving the two remaining teams.

- 2008 (1) - Bradley represented the Valley in the inaugural CBI and advanced to the Championship Series. The top seed in the Midwest region, the Braves beat Cincinnati, 70-67, and Ohio, 79-73, in Peoria, before knocking off Virginia, 96-85, in the semifinals. In the Championship Series, former MVC member Tulsa took the 2-of-3 series with wins in Tulsa (73-68 and 70-64) sandwiched around a Bradley victory, 83-74, in Peoria. It marked the first men's basketball post-season championship game appearance since Bradley claimed the NIT title in 1982.
- 2009 (1) - Wichita State played in its first post-season tournament since reaching the Sweet 16 of the NAAs in 2006. The Shockers split a pair of games, downing Buffalo, 84-73, before falling to Stanford in the quarterfinals, 70-56. Both games were played at Charles Koch Arena.
- 2010 (1) - Indiana State reached post-season play for the first time since the 2001 season as the Sycamores faced Saint Louis in a first-round CBI contest in St. Louis. The Billikens won, 63-54.
- 2011 (2) - Creighton and Evansville represented the league in the CBI. The Aces beat Hofstra, 77-70, and then lost a second-round game at Boise State, 75-69. Creighton advanced to the championship round where they fell in a best-of-three series to Oregon (2 games to 1). The Bluejays recorded wins against San Jose State (85-74), Davidson (102-92); Central Florida (82-64) and Oregon (84-76), before losing the final two games in Eugene, to the Ducks (71-58 and 71-69).

Number in parentheses represents tournament qualifiers in that given season.

2012 CBI presented by Zebra Pen



HDNet Television Schedule			
March 13 / 14	March 19	March 21	March 26, March 28, March 30*
TBA / TBA	TBA	TBA	(*if necessary)

THE GAZELLE GROUP, INC.
475 WALL STREET, PRINCETON, NJ 08540 (TEL) 609-921-1300 (FAX) 609-921-2332
WWW.GAZELLEGROUP.COM

CollegeInsider.Com Tournament

The tournament features 24 teams not participating in the NCAA or National Invitational Tournament. The field will be determined after the official announcements of the two existing tournaments. Twelve teams will advance with four teams receiving a bye into the quarterfinals, based on seeding. The seeding will be determined using RPI, strength of schedule, conference ranking and geographical location.

The tournament format is similar to that of the old NIT model, which had not pre-set bracket, with the results from the previous round determining the matchups in the next round. Ideally teams can be kept within their geographic region to cut down on travel.

2009 (3) - Three Valley schools represented the league in the inaugural CollegeInsider.com Tournament. Drake (69-67 at Idaho) and Evansville (92-76 to Belmont at home) fell in the first round, while Bradley reached the title game with wins over Austin Peay (81-74), Oakland (76-75), and Pacific (59-49). The Oakland win featured a 75-foot buzzer-beater by BU's Chris Roberts. BU lost to Old Dominion in the finals, 66-62.



2010 (2) - Missouri State ran the table, winning four home games and claiming the CollegeInsider.com Tournament title. The Bears were joined in the field by MVC member Creighton. In two home games, Creighton beat South Dakota, 89-78, and Fairfield, 73-55. Missouri State posted wins over Middle Tennessee State, 87-79; Louisiana Tech, 69-40; MVC rival Creighton, 67-61; and then toppled Pacific in the title game, 78-65.

2011 (1) - UNI was the lone MVC team in the 2011 field and the Panthers beat Rider in a first-round game, 84-50, before falling at home to SMU, 57-50.

Number in parentheses represents tournament qualifiers in that given season.



Missouri State became the league's first post-season tournament champion since 1982 with its 78-65 victory over Pacific in the 2010 CIT Tournament.

NCAA Tournament - St. Louis, the Host

During the tenure of Doug Elgin, The Valley's ninth and longest-tenured commissioner, The Valley has been aggressive in hosting NCAA events in St. Louis. That role came to a spectacular climax in April 2005 as the conference collaborated with local partners to stage the Men's Final Four at the Edward Jones Dome.

The Valley has helped bring nine NCAA events to St. Louis since 1998, hosting men's regionals in 1998, 1999, 2004, 2007 and 2010; a men's first/second round in 2002, the Women's Final Four in 2001 and in 2009, and the Men's Final Four in 2005. Additionally, Creighton and The Valley co-hosted a men's basketball first/second round in 2008 in Omaha.

The 2009 Women's Final Four, hosted by the Missouri Valley Conference and the city of St. Louis, marked the fifth Final Four in the history of the city, including three men's event (1973, 1978, 2005), plus the 2001 Women's Final Four.



Florida's Taurean Green had 21 points in the 2007 Regional Final, earning MVP honors.

The 2009 Women's Final Four was the third NCAA Final Four in that decade in St. Louis, following the 2001 Women's Final Four at Savvis Center (now named Scottrade Center), and the 2005 Men's Final Four at the Edward Jones Dome. Beginning with the 1998 NCAA Midwest Regional, and culminating with the 2010 NCAA Midwest Regional, the city of St. Louis hosted nine NCAA basketball events in a 13-year span.

Saint Louis University will host the next NCAA Men's Basketball event in St. Louis, a 2012 Regional.

YEAR-BY-YEAR HIGHLIGHTS OF ST. LOUIS EVENTS



In 2010, MVC member UNI held a half-time lead over Michigan State, but the Spartans rallied to win 59-52.

2010-- For the first time in league history, the conference hosted a men's event with a league representative as UNI represented the Valley in the 2010 Midwest Regional in St. Louis. Michigan State advanced to the Final Four with a 70-69 win over Tennessee. The Spartans were without top playmaker Kalin Lucas, but Durrell Summers stepped up in his absence, scoring 21 points and pulling down four rebounds.

2009-- UConn's Tina Charles has 25 points and 19 rebounds while earning tourney Most Outstanding Player honors. Connecticut beat Louisville, 76-54, winning its sixth National Championship, and completing its third perfect season. It wins every game by double-digits for the first time in NCAA history.

2007-- Eventual national champion Florida secured its berth in the 2007 Final Four by winning two games in St. Louis at the Midwest Regional at the Edward Jones Dome. Guard Taurean Green, who was named the tournament's Most Outstanding Player, averaged 19.0 points, while shooting 50 percent from the floor (10-20) and 56.3 percent from three-point range (9-16).

The Edward Jones Dome (right) has been the site for the past six NCAA men's basketball tournament events in St. Louis, including a 1999 Regional, a 2002 1st/2nd Round, a 2004 Regional, the 2005 Final Four, a 2007 Regional, and a 2010 Regional.



AUTOMATIC QUALIFIERS FOR 2012

Listed below are the 31 Division I conferences that have automatic bids to the 2012 NCAA tournament.

America East Conference	Mid-Eastern Athletic
Atlantic Coast Conference	MISSOURI VALLEY
Atlantic Sun Conference	Mountain West Conference
Atlantic 10 Conference	Northeast Conference
Big East Conference	Ohio Valley Conference
Big 12 Conference	Pacific-10 Conference
Big Sky Conference	Patriot League
Big South Conference	Southeastern Conference
Big Ten Conference	Southern Conference
Big West Conference	Southland Conference
Colonial Athletic Association	Southwestern Athletic
Conference USA	Summit League
Horizon League	Sun Belt Conference
The Ivy Group	West Coast Conference
Metro Atlantic Athletic	Western Athletic Conference
Mid-American Conference	



Roy Williams and members of the North Carolina Tar Heel basketball team hoist the national championship trophy after winning the 2005 crown in St. Louis.

2005 -- At the 2005 Final Four, Sean May made all but one of his 11 shots and scored 26 points to lead North Carolina to a 75-70 victory over Illinois. The tournament's Most Outstanding Player is the son of Scott May, who scored 26 points in the 1976 finals as Indiana completed an undefeated season with a victory over Michigan in the NCAA championship game.

2004 -- In 2004 at the Edward Jones Dome, a total of 61,449 fans attended the St. Louis Regional. Georgia Tech advanced to the Final Four after beating Nevada and Kansas. Kansas beat UAB in the initial game of the regional. The two crowds both eclipsed 30,000 and were the most at any game in the NCAA Tournament that year, with the exception of the Final Four.

2002 -- In 2002 at the Edward Jones Dome, a total of 73,774 fans passed through the turnstiles to witness the first-ever NCAA First/Second Round competition played in St. Louis.

2001 -- The 2001 Women's Final Four saw Valley member Missouri State advance to the national semifinals, before falling to Purdue. In the process, the Lady Bears became the first MVC women's basketball program to reach the Final Four. Missouri State also reached the 1992 Final Four while competing under the Gateway Conference umbrella. Notre Dame won the national title in 1992 with a sellout of 20,551 on hand.

1999 -- In March of 1999, the NCAA Men's Basketball Midwest Regional was hosted by The Valley and the city of St. Louis on Friday and Sunday, March 19 and 21. On consecutive days, the 1999 Midwest Regional drew NCAA Tournament record crowds of 42,440 and 42,519 fans to the Edward Jones Dome.

1998 -- In March of 1998, the NCAA Men's Basketball Midwest Regional was hosted by The Valley and the city of St. Louis on Friday and Sunday, March 20 and 22. Sellout crowds of 22,172 at Savvis Center each day witnessed the Stanford Cardinal advance to the 1998 NCAA Final Four in San Antonio, after defeating Purdue and Rhode Island.

1993 -- During the 1993 NCAA Midwest Regional, Calbert Chaney of Indiana was voted the MVP, but Kansas took the regional title, beating Indiana, 83-77, in the final.

1984 -- In 1984, DePaul, Houston, Memphis State and Wake Forest appeared at The Arena, with Houston advancing to the Final Four with a 68-63 win over Wake Forest. The 1984 NCAA Midwest Regional had significance, as Wake Forest beat coaching legend Ray Meyer in his final game with DePaul.

1982 -- The 1982 and 1984 NCAA Midwest Regionals proved to be the showcase for "Phi Slamma Jamma," as the Houston Cougars advanced to the Final Four with wins over Boston College (1982) and Wake Forest (1984) in the regional championship game. Boston College, Houston, Kansas State and Missouri were the four regional teams in 1982.

1978 -- The 1978 Final Four at The Arena had Joe B. Hall of Kentucky, Eddie Sutton of Arkansas, Bill Foster of Duke and Digger Phelps of Notre Dame. Kentucky's Jack Givens scored 41 points against Duke on March 27, 1978.



1973 -- In the history of the Final Four, there have been only three 40-plus point games by an individual in the national championship game, and two of those have occurred in St. Louis. On March 26, 1973, UCLA's Bill Walton scored his NCAA-record 44 points against Memphis. The 1973 Final Four featured four of the collegiate game's top innovators:

Gene Bartow of Memphis State, Bobby Knight of Indiana, Dave Gavitt of Providence and John Wooden of UCLA.

NCAA Tournament Information, Future Sites

The first multi-team expansion of the Division I Men's Basketball Championship in more than 25 years took place in 2010 as the field expanded from 65 teams to 68. Dayton hosted the 2011 NCAA First Four: the four first-round games of last year's championship. Two games featured teams battling to advance as two of the tournament's No. 16 seeds, while the other two games pitted the last four at-large teams selected to the field.

The 68-team field for 2012 will be announced on Selection Sunday, March 11, with first-round games taking place Tuesday and Wednesday, March 13-14.



2012: 74th ANNUAL DIVISION I MEN'S BASKETBALL CHAMPIONSHIP

Selection Sunday: March 11, 2012

First Round

Dayton, Ohio, March 13 and 14 (University of Dayton, host)

Second and Third Rounds

Albuquerque, N.M., March 15 and 17, The Pit (University of New Mexico, host)
Louisville, Ky., March 15 and 17, KFC Yum! Center (University of Louisville, host)
Pittsburgh, Pa., March 15 and 17, Consol Energy Center (Duquesne, host)
Portland, Ore., March 15 and 17, Rose Garden Arena (University of Oregon, host)
Columbus, Ohio, March 16 and 18, Nationwide Arena (Ohio State University, host)
Greensboro, N.C., March 16 and 18, Greensboro Coliseum (ACC, host)
Nashville, Tenn., March 16 and 18, Bridgestone Arena (Ohio Valley, host)
Omaha, Neb., March 16 and 18, CenturyLink Center Omaha (Creighton, host)

Regionals

Boston, Mass., March 22 and 24, TD Garden (Boston College, host)
Phoenix, Ariz., March 22 and 24, US Airways Center (Arizona State, host)
Atlanta, Ga., March 23 and 25, Georgia Dome (Georgia Tech, host)
St. Louis, Mo., March 23 and 25, Edward Jones Dome (St. Louis University, host)

Final Four

2012 -- New Orleans, March 31 and April 2, Louisiana Superdome (Tulane, host)

2013: 75th ANNUAL DIVISION I MEN'S BASKETBALL CHAMPIONSHIP

First Round

Dayton, Ohio, March 19 and 20 (University of Dayton, host)

Second and Third Rounds

Auburn Hills, Mich., March 21 and 23, Palace of Auburn Hills (Oakland Univ., host)
Lexington, Ky., March 21 and 23, Rupp Arena (University of Kentucky, host)
Salt Lake City, Utah, March 21 and 23, Energy Solutions Arena (Utah, host)
San Jose, Calif., March 21 and 23, HP Pavilion (West Coast Conference, host)
Austin, Texas, March 22 and 24, Frank Erwin Center (University of Texas, host)
Dayton, Ohio, March 22 and 24, UD Arena (University of Dayton, host)
Kansas City, Mo., March 22 and 24, Sprint Center (host TBD)
Philadelphia, Pa., March 22 and 24, Wachovia Center (Temple University, host)

Regionals

Los Angeles, Calif., March 28 and 30, Staples Center (Pepperdine Univ., host)
TBD, March 28 and 30, TBD (host TBD)
Arlington, Texas, March 29 and 31, Cowboys Stadium (Big 12 Conference, host)
Indianapolis, March 29 and 31, Lucas Oil Stadium (Butler, IUPUI, Horizon League)

Final Four

2013 -- Atlanta, April 6 and 8, Georgia Dome (Georgia Tech, host)

2014

Final Four: April 5 and 7
Cowboys Stadium • North Texas
Host: Big 12 Conference
First Round: TBD
Second Round: March 20-21, 2014
Third Round: March 22-23, 2014
Regionals: March 27-30, 2014

2015

Final Four: April 4 and 6
Lucas Oil Stadium • Indianapolis, Ind.
Host: Butler, Horizon League, IUPUI
First Round: TBD
Second Round: March 19-20, 2015
Third Round: March 21-22, 2015
Regionals: March 26-29, 2015

2016

Final Four: April 2 and 4
Reliant Stadium • Houston, Texas
Host: Univ. of Houston, Rice Univ.
First Round: TBD
Second Round: March 17-18, 2016
Third Round: March 19-20, 2016
Regionals: March 24-27, 2016

2017

Final Four: April 1 and 3
Site/Host -- TBD
First Round: TBD
Second Round: March 16-17, 2017
Third Round: March 18-19, 2017
Regionals: March 23-26, 2017

2018

Final Four: March 31, April 2
Site/Host -- TBD
First Round: TBD
Second Round: March 15-16, 2018
Third Round: March 17-18, 2018
Regionals: March 22-25, 2018