



2010-11

ILLINOIS STATE BASKETBALL GAME NOTES

WEEK 17 // FEB. 28-MARCH 6

ASSISTANT MEDIA RELATIONS DIRECTOR JIMMY KNODEL / 203C HORTON FIELD HOUSE // OFFICE: (309) 438-3802 // CELL: (315) 529-5227 // E-MAIL: jbknode@ilstu.edu

2010-11 SCHEDULE/RESULTS

19-8 // 11-5 MVC

NOVEMBER

12..... at..... Illinois	W	69-62
18..... Eastern Illinois	W	84-53
20..... SIU Edwardsville	W	68-57
24..... at..... South Dakota State	L	70-73

DECEMBER

1..... at..... DePaul	L	83-100
4..... Illinois-Chicago	W	94-86 ..OT
9..... Ball State	W	77-51
20..... vs..... Nevada ***	L	78-87
21..... vs..... Alabama-Birmingham ***	W	63-55 ...OT
28..... UW-Milwaukee	W	76-69
30..... Bradley •	W	83-69

JANUARY

1..... Northern Iowa •	W	69-60
3..... at..... Northern Illinois	W	73-51
8..... at..... Indiana State •	L	55-74
11..... at..... Missouri State •	L	61-76
16..... at..... Wichita State •	L	56-59
20..... Creighton •	W	70-57
22..... Drake •	W	60-45
27..... at..... Southern Illinois •	W	82-44
29..... at..... Evansville •	W	61-50

FEBRUARY

5..... Indiana State •	W	75-52
10..... Wichita State •	W	69-60
12..... Missouri State •	W	78-59
17..... at..... Drake •	L	58-67
19..... at..... Creighton •	L	44-71
24..... Evansville •	W	49-39
27..... Southern Illinois •	W	87-62

MARCH

3..... at..... Bradley •	7:05 p.m.
5..... at..... Northern Iowa •	3:00 p.m.
11..... Quarterfinals **	TBA
12..... Semifinals **	TBA
13..... Championship **	TBA

All times CST

Home games in **bold**

- Missouri Valley Conference game
- ** State Farm MVC Tournament (St. Charles, Mo.)
- *** Caribbean Classic (Cancun, Mexico)

2010-11 PRESS CONFERENCES

Head coach Stephanie Glance and a Redbird player will hold mid-week press conferences throughout the season. The press conferences will be held in the Redbird Arena media room at 1:30 p.m. on the following dates:

Nov-9	Jan-6
Nov-29	Jan-25
Dec-7	Feb-21
Dec-27	March-1



GAME 28 // BRADLEY BRAVES

Thursday, March 3 // 7:05 p.m.
Renaissance Coliseum (4,200) // Peoria, Ill.
Radio: WJBC // **Video:** None // **Live Stats:** BradleyBraves.com



GAME 29 // NORTHERN IOWA PANTHERS

Saturday, March 5 // 3:00 p.m.
McLeod Center (7,043) // Cedar Falls, Iowa
Radio: WJBC // **Video:** None // **Live Stats:** GoRedbirds.com

ISU VIES FOR FIFTH-STRAIGHT 20-WIN SEASON ON THE ROAD

The regular season comes to a close this weekend for Illinois State and the Redbirds need just one win to secure their fifth-consecutive 20-win season. ISU visits Bradley Thursday at 7:05 p.m. and Northern Iowa Saturday at 3 p.m.

A win in either game would secure the 14th 20-win season in program history and extend the program's record streak to five-consecutive 20-win seasons.

ISU makes its first visit to new Renaissance Coliseum, but the Redbirds have won four-straight games in Peoria in two different facilities.

Northern Iowa has clinched the MVC regular-season title, but ISU will look for a second-straight season sweep. ISU has won three of the last four games in the McLeod Center.

COACHING MATCHUP

Stephanie Glance (Illinois State) - First Season (17-8)
Tanya Warren (Northern Iowa) - Fourth Season (63-58)
Paula Buscher (Bradley) - 11th Season (147-170)

FASTBREAK POINTS

- Stephanie Glance is the sixth head coach in Illinois State women's basketball history.
- Illinois State returns nine letterwinners and two starters from 2009-10.
- Illinois State is in its 40th season of women's basketball with an all-time record of 652-450 (.592).
- Illinois State has reached the national postseason in four-consecutive seasons.
- Illinois State has won 20 games in four-consecutive seasons.

THE STARTING FIVE

NO.	NAME	POS.	GP-GS	PPG	FG%	3FG%	FT%	RPG	A	B	S	MPG
14	Amanda Clifton	G	27-27	6.1	.470	.316	.583	3.0	138	9	70	31.4
21	Kenyatta Shelton	F	27-27	6.7	.397	.000	.456	7.0	27	18	24	24.3
24	Emily Hanley	F	27-27	14.5	.527	.333	.618	7.0	28	14	17	31.3
33	Shala Jackson	G	27-10	9.9	.413	.367	.676	3.7	25	6	29	20.8
34	Hannah Spanich	G	27-24	8.7	.399	.293	.779	5.5	26	28	33	27.2

2010-11 REDBIRD ROSTER

1	Alexis Jenkins	G	5-7	So.	Chicago (University)
3	Candace Sykes	G	5-9	So.-Tr.	St. Anne, Ill. (Momence/Alabama)
4	Chloe Nelson	G	5-6	Fr.	Florissant, Mo. (Incarnate Word Academy)
14	Amanda Clifton	G	5-8	Sr.	Rock Island, Ill. (Alleman Catholic)
20	Katie Broadway	G	5-9	Jr.	Bethalto, Ill. (Civic Memorial)
21	Kenyatta Shelton	F	6-1	Sr.-RS	Chicago (Crane Tech)
22	Alison Seberger	G	6-1	Fr.	Geneva, Ill. (Montini Catholic)
24	Emily Hanley	F	6-0	Sr.-Tr.	Bloomington, Ill. (Normal Community/Eastern Michigan)
32	Jay Stewart	G/F	5-10	So.	Taylorville, Ill. (Taylorville)
33	Shala Jackson	G/F	5-9	Sr.	Fort Wayne, Ind. (South Side)
34	Hannah Spanich	G	6-0	Sr.-Tr.	Tulsa, Okla. (Victory Christian/New Mexico State)
41	Marley Hall	F	6-2	Fr.	Warsaw, Ill. (Warsaw)
50	Megan Grace	C	6-4	So.	St. Louis, Mo. (St. Joseph's Academy)

Head Coach: Stephanie Glance (1st Season)

Assistant Coaches: Travis Cantrell, Sheila Roux, Danielle Santos

Director of Basketball Operations: Cassie Kowaleski

Coordinator of Basketball Operations: Lindsay Weiss

PRONUNCIATION GUIDE

Shala Jackson SHAY-luh
Cassie Kowaleski Kuh-vuhl-eski

2010-11 SEASON/CAREER SUPERLATIVES

GAMES PLAYED/STARTS

	2010-11	CAREER	STREAK
Katie Broadway	27/20	92/32	---
Amanda Clifton	27/27	128/67	67
Megan Grace	21/0	37/0	---
Marley Hall	22/0	22/0	---
Emily Hanley	27/27	127/56	27
Shala Jackson	27/10	126/55	1
Alexis Jenkins	27/0	63/0	---
Chloe Nelson	14/0	14/0	---
Alison Seberger	11/0	11/0	---
Kenyatta Shelton	27/27	116/51	27
Hannah Spanich	27/24	123/46	2
Jay Stewart	6/0	21/0	---
Candace Sykes	26/0	35/0	---

DOUBLE-DIGIT GAMES

	2010-11	CAREER
Points		
Katie Broadway	18	31
Amanda Clifton	5	7
Megan Grace	1	1
Marley Hall	1	1
Emily Hanley	21	36
Shala Jackson	13	48
Alexis Jenkins	2	4
Kenyatta Shelton	5	18
Hannah Spanich	13	19
Candace Sykes	3	4
Rebounds		
Emily Hanley	4	6
Shala Jackson	0	6
Kenyatta Shelton	4	14
Hannah Spanich	3	4
Assists		
Amanda Clifton	1	1

20+ POINTS

	2010-11	CAREER
Katie Broadway	1	2
Emily Hanley	7	7
Shala Jackson	1	3
Alexis Jenkins	0	1
Kenyatta Shelton	1	2

8+ REBOUNDS

	2010-11	CAREER
Emily Hanley	11	19
Shala Jackson	0	9
Kenyatta Shelton	8	30
Hannah Spanich	7	9

5+ ASSISTS

	2010-11	CAREER
Amanda Clifton	16	27
Alexis Jenkins	0	1
Hannah Spanich	0	1

3+ BLOCKS

	2010-11	CAREER
Kenyatta Shelton	1	6
Hannah Spanich	4	5
Candace Sykes	0	1

3+ STEALS

	2010-11	CAREER
Katie Broadway	0	1
Amanda Clifton	15	18
Emily Hanley	1	5
Shala Jackson	2	11
Alexis Jenkins	0	2
Kenyatta Shelton	2	2
Hannah Spanich	2	4

TALE OF THE TAPE



BRADLEY BRAVES
 Head Coach: Paula Buscher
 Conference: Missouri Valley
 2010-11 Record: 13-14

		LEADERS
PPG	64.7	
OPP. PPG	67.5	
SCORING MARGIN	-2.7	K. Yohn 13.3
FG%	400	
OPP. FG%	397	R. Raylor .470
3-PT FG%	331	
OPP. 3-PT FG%	317	K. Yohn .316
FT%	728	
OPP. FT%	715	R. Taylor .712
RPG	40.3	
OPP. RPG	34.9	L. Hollingshed 6.8
REBOUND MARGIN	+5.5	
APG	12.9	
TOPG	21.8	
TO MARGIN	-4.9	M. Westcott .30
BPG	4.6	
SPG	9.0	M. Westcott .46



ILLINOIS STATE REDBIRDS
 Head Coach: Stephanie Glance
 Conference: Missouri Valley
 2010-11 Record: 19-8

		LEADERS
PPG	70.1	
OPP. PPG	62.5	
SCORING MARGIN	+7.6	E. Hanley 14.5
FG%	434	
OPP. FG%	394	E. Hanley .527
3-PT FG%	356	
OPP. 3-PT FG%	289	K. Broadway .375
FT%	657	
OPP. FT%	686	H. Spanich .779
RPG	39.6	
OPP. RPG	36.0	K. Shelton 7.0
REBOUND MARGIN	+3.6	
APG	11.4	A. Clifton 138
TOPG	15.3	
TO MARGIN	+1.5	H. Spanich 28
BPG	3.7	
SPG	8.6	A. Clifton 70

REDBIRDS-BRAVES SERIES

Illinois State leads the all-time series with Bradley, 40-17. The two teams have met at least twice each year since 1984. While Bradley has never won more than two consecutive games over ISU, the Redbirds have four winning streaks of at least four games. ISU is currently on an 11-game winning streak dating back to 2006, with nine of those wins coming by double-digits. Last season, the Redbirds won both meetings by an average of 14 points and won both meetings in 2008 by 33 points each. Illinois State has won four-straight games in Peoria (two at Robertson Field House, two at Ramsey Gymnasium).

FLASHBACK: ILLINOIS STATE 83 - BRADLEY 69 (12/30/10)

Illinois State opened Valley play with a win for the fifth-consecutive season, beating Bradley, 83-69, Dec. 30. Four Redbirds scored in double-figures, led by 15 from **Emily Hanley** and **Katie Broadway**. The two teams combined for 48 points in the first nine minutes of the game and ISU held on to a 43-40 lead at the half. A 10-4 run to start the second half put Bradley back on top, 50-47. ISU answered with a 14-5 run to take the lead for good, 69-58. The Braves pulled within single-digits twice, but couldn't stage a comeback. Raisa Taylor scored 20 points for Bradley to lead all players.

REDBIRDS-PANTHERS SERIES

Illinois State leads the all-time series with Northern Iowa, 37-23. The series began in 1976 and is the fourth-longest in program history. ISU started the series with a 28-3 record, which included a 22-game winning streak. Since then, UNI holds a 20-9 advantage in the series. The Redbirds have won consecutive games just once during that stretch, winning both regular-season meetings last year. UNI upset ISU in the State Farm MVC Tournament Semifinals last season, 61-59, en route to winning the tournament title. ISU is 3-10 on the road against UNI since 1998, with those three wins coming in the last four years.

FLASHBACK: ILLINOIS STATE 69 - NORTHERN IOWA 60 (1/1/11)

A late run propelled Illinois State past Northern Iowa, 69-60, in a New Year's Day matchup. In a tightly-contested game with numerous runs, ISU pulled away with a 10-2 spurt in the final minutes. **Hannah Spanich** led ISU with 18 points, the most she has scored as a Redbird, to go along with six rebounds, three blocks and three steals. Emily Hanley added 17 points and six rebounds. With the score tied at 32 at halftime, **Emily Hanley** and Spanich each scored five points in the first three minutes to put ISU ahead, 42-34. UNI answered quickly with a 10-2 run to tie the score again at 44. With the score tied at 49, ISU used a 10-2 run of its own in just over five minutes to take the lead for good, 59-51. UNI made just three field goals in the final eight minutes of play, with two of them coming in the final minute.

SIMILAR SITUATION

Northern Iowa has already clinched the MVC regular-season championship with a 15-1 conference record. The Panthers are in a similar situation that Illinois State was in last season. The Redbirds were also 15-1 heading into the final weekend of conference play, with their one loss coming to Creighton in the second game of conference play. The Redbirds were on a 14-game winning streak when they lost at Creighton in the final weekend. UNI is currently on a 14-game Valley winning streak since losing at Illinois State on New Year's Day.

TONIGHT ON 20/20

Illinois State needs one win in the final weekend of the regular season to secure the 14th 20-win season in program history and the fifth consecutive. The current string of four-consecutive 20-win seasons is the first in program history and the Redbirds have reached the 20-win plateau in the regular season in all four years. The recent success is even more remarkable considering that in the 16 seasons between 20-win seasons (1991-2006), ISU averaged just 11.6 wins per year.

ISU BEST SINGLE-SEASON HOME RECORDS

YEAR	RECORD	PCT.	STREAK
1. 2010-11	14-0	1.000	14
2. 2008-09*	14-1	.933	11
3. 1989-90	13-1	.929	12
4. 1984-85	12-1	.923	8
5. 1988-89	10-1	.909	10
6. 1980-81	8-1	.889	5
7. 1990-91	11-2	.846	6
1996-97	11-2	.846	7
9. 1995-96	10-2	.833	8
10. 1981-82	9-2	.818	9

* Includes postseason

ISU BEST HOME COURT STARTS

1. 2010-11	14-0
2. 1989-90	12-0
3. 2008-09	11-0
4. 2006-07	11-0
5. 1981-82	9-0

REDBIRDS IN NCAA RANKINGS

TEAM		
Category	Rank	Stat
Winning Percentage	56	.704
Scoring Offense	57	70.1
Scoring Defense	152	62.5
Scoring Margin	68	+7.6
FG Percentage	34	.434
FG Percentage Defense	176	.394
3-Pt. FG/Game	236	4.4
3-Pt. FG Percentage	29	.356
3-Pt. FG Percentage Defense	40	.289
Free Throw Percentage	247	.656
Rebound Margin	63	+3.6
Assists/Game	254	11.4
Turnovers/Game	42	15.3
Turnover Margin	90	+1.85
Assist/Turnover Ratio	165	0.74
Blocks/Game	120	3.7
Steals/Game	161	8.6

INDIVIDUAL			
Category	Name	Rank	Stat
Scoring	Emily Hanley	176	14.5
Field Goal Percentage	Emily Hanley	32	.527
3-Pt. FG Percentage	Katie Broadway	78	.375
3-Pt. FG/Game	Katie Broadway	142	2.0
Free Throw Percentage	Hannah Spanich	146	.779
Rebounds/Game	Kenyatta Shelton	231	7.0
	Emily Hanley	242	7.0
Assists/Game	Amanda Clifton	39	5.1
Assist/Turnover Ratio	Amanda Clifton	24	2.00
Blocks/Game	Hannah Spanich	231	1.0
Steals/Game	Amanda Clifton	46	2.6

Rankings as of games played on 2/27/11

SORTING OUT THE TOURNAMENT PICTURE

For the first time since 2008, Illinois State enters the final weekend of the regular season with its seeding for the State Farm MVC Tournament uncertain, with the potential to finish second, third or fourth. The Redbirds are currently in third place, with the same amount of losses as Creighton, but one less win. Missouri State is one game behind the Redbirds in fourth place. The Redbirds split the regular-season meetings with both teams, but hold the tiebreaker as the only team to beat Northern Iowa. ISU needs to win at least one game this weekend for a chance to finish in second place.

ROAD WOES

Illinois State's losses at Drake and Creighton dropped the Redbirds to 5-8 on the season away from Redbird Arena (including neutral site games). The Redbirds are 2-5 on the road in Valley play. ISU is scoring 65.5 points per game and shooting 40.1 percent on the road, as opposed to scoring 74.2 points per game and shooting 46.4 percent at home.

HOME SWEET HOME

With an 87-62 win over Southern Illinois Sunday, Illinois State achieved a feat that has never been achieved in Illinois State history. The Redbirds completed the first undefeated regular season in program history, improving to 14-0 in Redbird Arena. The 14 home wins are the most an Illinois State team has collected in a regular season. The Redbirds were dominant at home this season, averaging 74.2 points per game and outscoring opponents by an average of 15.7 points per game. Illinois State has made Redbird Arena a comfortable nest over the last four seasons, posting an overall record of 62-12 and a Valley record of 37-8 at home. Dating back to last season, ISU has won 16-consecutive Valley home games.

PLAYING THE FIELD

When examining Illinois State's wins and losses, a lot can be said about how the Redbirds play the field. In the 19 wins, ISU is shooting 45.8 percent from the field (507-1107). In the eight losses, the field goal percentage drops to 37.8 percent (180-476). The Redbirds are also scoring more than 10 points less in their losses (63.1 ppg) than in their wins (73.6 ppg).

FREEBIES, BUT NOT ALWAYS GOODIES

In the last three seasons, Illinois State has posted three of the top-five free throw percentage marks in school history, including a school record 80.5 percentage last season. That trend has not continued into this season, as the Redbirds rank seventh in the Valley with a free throw percentage of 65.6 (399-607). While the Redbirds have shot above 50 percent in every game, they have shot better than 70 percent just six times. ISU is shooting just 56.0 percent (89-159) over the last seven games.

JACKSON REACHES 1,000 POINTS

Shala Jackson took a long pass from Amanda Clifton and scored a fastbreak layup to put Illinois State ahead of Evansville, 26-16, right before halftime Feb. 24. The layup had even more meaning, as it made Jackson the 26th Redbird to score 1,000 points in her career. Jackson became the sixth player in the last seven seasons to eclipse 1,000 points: **Katie Donovan** (2005), **Kristi Ciron** (2008), **Maggie Krick** (2009), **Nicolle Lewis** (2009), **Ashleen Bracey** (2010).

CRANK UP THE D!

Illinois State's seven-game winning streak was due in large part to the Redbird defense. In three-consecutive losses prior to the streak, ISU allowed 69.7 points per game. During the seven-game winning streak, the Redbird defense tightened up, allowing 52.4 points per game and holding opponents to a 36.4 shooting percentage. The Redbirds forced 20.3 turnovers per game and swiped 10.1 steals per game. ISU held Drake and Southern Illinois under 50 points, forcing a combined 50 turnovers in the two games. In the win over Evansville, the Redbirds held the Purple Aces to just 13 points on 3-of-21 shooting in the second half. In the win over Indiana State, ISU outscored the Sycamores 44-20 in the second half, including a 25-7 run.

HANLEY WINS SECOND MVC PLAYER OF THE WEEK

Emily Hanley won her second MVC Player of the Week award of the season Feb. 14, after averaging 16.5 points and 8.5 rebounds in two Redbird wins. She is the 11th player in Illinois State history to win multiple player of the week awards in the same season.

HANLEY STEPPING UP

Emily Hanley is taking full advantage of her bigger role this season. In her first two seasons with the Redbirds, Hanley averaged 4.6 points and 3.1 rebounds per game in 14.3 minutes per contest. This season, Hanley has started all 27 games, averaging 14.5 points and 7.0 rebounds in 31.3 minutes per game. She leads the Redbirds in scoring, rebounding and field goal percentage (.521); and has four double-doubles.

SHE CAN DISH IT, SHE CAN TAKE IT

Amanda Clifton has both a selfish and a giving personality. She leads the Redbirds in both assists (138) and steals (70) on the season, ranking in the top-five in the Valley in both categories. She currently ranks 16th on the Illinois State single-season list in assists and tied for 15th in steals. She has recorded at least five assists in 16 games and at least three steals in 15 games this season. Clifton recorded her first-career double-double with 11 points and 10 assists against Missouri State, becoming the first Redbird to notch a point-assist double-double since **Kristi Ciron** had 21 points and 11 rebounds against Wichita State on Feb. 14, 2009.

CAREER RECORD WATCH

POINTS

1. Kristi Cirone (05-09).....	2,139
23. Tami Baalke (89-93)	1,105
24. Tammy Turner (82-86)	1,077
25. Valarie Trame (94-98)	1,050
26. Shala Jackson (07-Present).....	1,006

3-PT FIELD GOALS

1. Kristi Cirone (05-09).....	229
5. Megan McCracken (04-07).....	148
6. Cindy Kaufmann (87-91)	129
7. Katie Broadway (08-Present)	124
15. Kristin Valdez (94-98)	63
16. Erin Keeney (02-05)	59
17. Shala Jackson (07-Present).....	58

3-PT FIELD GOAL ATTEMPTS

1. Kristi Cirone (05-09).....	613
6. Megan McCracken (04-07).....	389
7. Katie Broadway (08-Present)	332
16. Mary Jane Johnson (92-96)	178
17. Shala Jackson (07-Present).....	169

3-PT FIELD GOAL PERCENTAGE

1. Jenny Schmidt (95-99)437
3. Ashleen Bracey (06-10)394
4. Kristi Cirone (05-09)374
5. Katie Broadway (08-Present)373

FREE THROWS MADE

1. Kristi Cirone (05-09).....	512
15. Valarie Trame (94-98)	211
16. Deb Benak (1979-83)	210
17. Shala Jackson (07-Present).....	206

REBOUNDS

1. Cathy Boswell (79-83)	1,063
10. Katie Donovan (01-05).....	659
11. Charlotte Lewis (75-78).....	658
12. Kenyatta Shelton (06-09, Present).....	642
20. Kay Schroeder (92-96)	541
21. Cindy Kaufmann (87-91)	533
22. Shala Jackson (07-Present).....	522

REBOUNDS PER GAME

1. Charlotte Lewis (74-78)	12.7
15. Dawn Hallett (80-84).....	5.6
16. Kenyatta Shelton (06-09, Present).....	5.5

ASSISTS

1. Kristi Cirone (05-09).....	681
10. Taren O'Brien (2000-04)	347
11. Amanda Clifton (07-Present)	326

BLOCKS

1. Nicolle Lewis (05-10).....	258
4. Caryn Brune (89-93)	90
5. Kenyatta Shelton (06-09, Present).....	86
9. Ashleen Bracey (06-10)	55
10. Hannah Spanich (09-Present).....	47

GAMES PLAYED

1. Nicolle Lewis (05-10).....	145
2. Maggie Krick (06-10).....	136
3. Deb Benak (79-83)	133
4. Two Players.....	129
6. Amanda Clifton (07-Present).....	128
7. Shala Jackson (07-Present).....	127
19. Beth Landes (77-81).....	119
20. Kenyatta Shelton (06-09, Present).....	116

THE STARTING SIX

Head coach **Stephanie Glance** has always believed that the Redbirds have six starters and she has the enviable position of picking five to be announced before the game. Seniors **Amanda Clifton, Emily Hanley, Shala Jackson, Kenyatta Shelton** and **Hannah Spanich** and junior **Katie Broadway** account for 84 percent of the team's points and 75 percent of the team's rebounds. The Redbird starting lineup has consisted of a combination of only these six players all season. Hanley, Shelton, Spanich and Broadway are all averaging at least 10 minutes per game more than their career averages entering the season.

WELL-BALANCED DIET

The Illinois State offense is the perfect example of the importance of a well-balanced diet. Last season, ISU ranked second in the MVC in scoring (69.0 ppg) and received nearly half of its offensive production from three players - **Ashleen Bracey, Maggie Krick, Nicolle Lewis**. This year, the Redbirds lead the Valley in scoring (70.1 ppg) by virtue of six players averaging at least 5.8 points per game.

LAST-MINUTE REDBIRDS

At the final media timeout, Illinois-Chicago led Illinois State, 82-69. The game appeared to be decided, but Illinois State didn't see it that way. The Redbirds went on a 15-2 run in the final four minutes to tie the game, 82-82. Four different Redbirds scored during the run and ISU scored six second-chance points. ISU then went on to outscore UIC 12-4 in the extra time to claim the 94-86 comeback win. In the final nine minutes of play (including overtime), Illinois State outscored UIC, 27-6, shot 7-for-12 from the field and held the Flames to just 2-of-15 shooting. **Emily Hanley** and **Kenyatta Shelton** combined for 46 points (48.9 percent of ISU's total) on 17-of-19 shooting and 35 rebounds (64.8 percent of ISU's total) in the win.

BIG GAME FOR SHELTON

Kenyatta Shelton recorded the first double-double since her freshman year against UIC in a big way with career-highs of 22 points and 22 rebounds in the win. Her 22 rebounds tied for the second-highest single-game total in ISU history, matching the total Charlotte Lewis grabbed against Western Michigan in 1978, and were the sixth-most in a game in the NCAA this season. Shelton had eight offensive rebounds and eight second-chance points.

REDBIRDS PICKED FOURTH IN MVC

Illinois State was picked fourth in the 2010-11 MVC Preseason Poll, announced at the conference's annual media day Oct. 26. The Redbirds received 258 points and two first-place votes in the poll voted on by the league's coaches, SID's and media. ISU has been picked in the top-five in 19 of the 28 preseason polls in conference history. ISU was picked fourth just once before, in 1996-97, and went on to finish tied for second in the conference regular-season standings.

THE GLANCE ERA BEGINS

Illinois State welcomes in the sixth head coach in women's basketball program history in 2010-11 - **Stephanie Glance**. The longtime assistant coach in her first head coaching position, Glance is the only coach in the country to work for legendary women's basketball coaches Kay Yow and Pat Summitt. As an assistant coach, Glance helped guide her teams to 12 NCAA Tournament appearances, reaching the Sweet 16 five times and the 1998 Final Four.

YEAR ONE

Illinois State head coaches have a solid history of success in their first years. The previous five Redbird head coaches have a combined record of 78-51 in their first years, with only one posting a losing record. **Gooch Foster** led the Redbirds to AIAW State and regional titles, **Melinda Fischer** helped set the school wins record and **Robin Pingeton** was the MVC Coach of the Year in their first seasons.

TRANSFER FUNDS

Illinois State has a bevy of Division I transfers from some premiere conferences on the 2010-11 roster. Seniors **Emily Hanley** and **Hannah Spanich** transferred from Eastern Michigan and New Mexico State, respectively. Hanley enters her third year as a player at ISU, while Spanich is in her second. Sophomore **Candace Sykes** transferred from Alabama in January 2010 and begins play with the redbirds this season. Junior **Jamie Russell** joined the Redbirds over the summer from Wisconsin and will have to sit out this season due to NCAA transfer regulations.

25 TIMES THREE

Usually that means 75, but it can also describe the last three seasons for the Redbirds. Illinois State's win over Butler in the first round of the 2010 WNIT was its 25th of the season, marking the third-straight season the Redbirds reached that plateau. ISU became the first school in Missouri Valley Conference history to win 25 games in three-consecutive seasons. Illinois State joins Baylor, Bowling Green, Connecticut, Duke, Green Bay, Gonzaga, Marist and Texas A&M as the only teams to win 25 games in each of the last three seasons.

2010-11 MVC STANDINGS

TEAM	MVC	OVERALL
1. Northern Iowa.....	15-1938.....	22-5.....815
2. Creighton.....	12-5706.....	18-10.....643
3. Illinois State	11-5.....688.....	19-8.....680
4. Missouri State.....	10-6625.....	19-9.....653
5. Indiana State.....	8-8500.....	14-13.....519
6. Wichita State.....	8-8500.....	14-13.....519
7. Drake.....	8-9471.....	14-14.....500
8. Bradley.....	6-10375.....	13-14.....481
9. Evansville.....	3-13188.....	8-19.....296
10. Southern Illinois.....	0-16000.....	2-25.....074

* As of games on 2/27/11

MVC PRESEASON POLL

TEAM	POINTS
1. Missouri State (27).....	385
2. Northern Iowa (3).....	329
3. Creighton (7).....	328
4. Illinois State (2)	258
5. Wichita State.....	226
6. Bradley (1).....	204
7. Drake.....	180
8. Indiana State.....	150
9. Southern Illinois.....	83
10. Evansville.....	57

THIS WEEK IN THE MVC

THURSDAY, MARCH 3

Missouri State at Evansville.....	7:00 p.m.
Illinois State at Bradley.....	7:05 p.m.
Indiana State at Northern Iowa.....	7:05 p.m.
Wichita State at Southern Illinois.....	7:05 p.m.

SATURDAY, MARCH 5

Wichita State at Evansville.....	2:00 p.m.
Missouri State at Southern Illinois.....	2:05 p.m.
Creighton at Drake.....	2:05 p.m.
Indiana State at Bradley.....	2:05 p.m.
Illinois State at Northern Iowa.....	3:05 p.m.

LAST WEEK IN THE MVC

THURSDAY, FEB. 24

Evansville at Illinois State.....	ILS.....49-39
-----------------------------------	---------------

FRIDAY, FEB. 25

Northern Iowa at Bradley.....	UNI.....71-61
Southern Illinois at Indiana State.....	INS.....93-57
Drake at Missouri State.....	MSU.....93-82
Creighton at Wichita State.....	WSU.....60-51

SUNDAY, FEB. 27

Evansville at Indiana State.....	INS.....64-50
Drake at Wichita State.....	WSU.....72-58
Creighton at Missouri State.....	MSU.....73-65
Southern Illinois at Illinois State.....	ISU.....87-62

MVC RANKINGS-TEAM

-- ALL GAMES --

SCORING OFFENSE •	
1st.....	70.1
SCORING DEFENSE •	
5th.....	62.5
SCORING MARGIN	
2nd.....	+7.6
FG PERCENTAGE	
1st.....	43.4
FG PERCENTAGE DEFENSE	
5th.....	39.4
3-PT FG PERCENTAGE	
1st.....	35.6
3-PT FG PERCENTAGE DEFENSE	
3rd.....	28.9
3-PT FG MADE •	
9th.....	4.4
FREE THROW PERCENTAGE	
7th.....	65.6
REBOUNDING OFFENSE •	
3rd.....	39.6
REBOUNDING DEFENSE •	
4th.....	36.0
REBOUNDING MARGIN	
3rd.....	+3.6
OFFENSIVE REBOUNDS •	
2nd.....	13.3
DEFENSIVE REBOUNDS •	
4th.....	26.3
ASSISTS •	
9th.....	11.4
ASSIST/TURNOVER RATIO	
5th.....	0.7
TURNOVER MARGIN	
3rd.....	+1.85
BLOCKS •	
7th.....	3.7
STEALS •	
5th.....	8.6
-- VALLEY GAMES --	
SCORING OFFENSE •	
3rd.....	66.1
SCORING DEFENSE •	
3rd.....	59.0
SCORING MARGIN	
3rd.....	+7.1
FG PERCENTAGE	
2nd.....	42.3
FG PERCENTAGE DEFENSE	
6th.....	39.4
3-PT FG PERCENTAGE	
1st.....	34.6
3-PT FG PERCENTAGE DEFENSE	
3rd.....	29.6
3-PT FG MADE •	
9th.....	3.9
FREE THROW PERCENTAGE	
9th.....	64.1
REBOUNDING OFFENSE •	
6th.....	37.2
REBOUNDING DEFENSE •	
4th.....	35.9
REBOUNDING MARGIN	
5th.....	+1.4
OFFENSIVE REBOUNDS •	
5th.....	12.6
DEFENSIVE REBOUNDS •	
8th.....	24.6
ASSISTS •	
9th.....	11.1
ASSIST/TURNOVER RATIO	
5th.....	0.7
TURNOVER MARGIN	
2nd.....	+2.88
BLOCKS •	
8th.....	3.6
STEALS •	
4th.....	9.8

-- Ranked based on per game average

-- As of games on 2/27/11

MVC RANKINGS-INDIVIDUAL







-- ALL GAMES --

SCORING •	
4. Emily Hanley.....	14.5
12. Katie Broadway.....	12.4
20. Shala Jackson.....	10.3
FIELD GOAL PERCENTAGE	
1. Emily Hanley.....	52.7
3-PT FG PERCENTAGE	
4. Katie Broadway.....	37.5
3-PT FG MADE •	
T-5. Katie Broadway.....	2.0
FREE THROW PERCENTAGE	
10. Hannah Spanich.....	77.9
REBOUNDING •	
7. Kenyatta Shelton.....	7.0
8. Emily Hanley.....	7.0
OFFENSIVE REBOUNDS •	
7. Kenyatta Shelton.....	2.3
8. Emily Hanley.....	2.2
DEFENSIVE REBOUNDS •	
8. Emily Hanley.....	4.8
9. Kenyatta Shelton.....	4.7
ASSISTS •	
1. Amanda Clifton.....	5.1
ASSIST/TURNOVER RATIO	
2. Amanda Clifton.....	2.0
BLOCKS •	
7. Hannah Spanich.....	1.0
STEALS •	
2. Amanda Clifton.....	2.6
-- VALLEY GAMES --	
SCORING •	
4. Emily Hanley.....	14.6
13. Katie Broadway.....	11.8
FIELD GOAL PERCENTAGE	
2. Emily Hanley.....	50.8
3-PT FG PERCENTAGE	
5. Katie Broadway.....	38.5
3-PT FG MADE •	
6. Katie Broadway.....	1.9
FREE THROW PERCENTAGE	
9. Hannah Spanich.....	79.6
REBOUNDING •	
9. Emily Hanley.....	6.4
OFFENSIVE REBOUNDS •	
DEFENSIVE REBOUNDS •	
T-10. Emily Hanley.....	4.4
ASSISTS •	
1. Amanda Clifton.....	5.5
ASSIST/TURNOVER RATIO	
3. Amanda Clifton.....	2.0
BLOCKS •	
9. Hannah Spanich.....	1.1
STEALS •	
1. Amanda Clifton.....	3.1

2010-11 REDBIRDS WHEN...

At home	14-0
On the road	4-7
At neutral site	1-1
Leading at half	14-1
Trailing at half	4-6
Tied at half	1-1
In overtime	2-0
Coming off a win	14-4
Coming off a loss	4-4
ISU scores first	9-1
Opponent scores first	10-7
In 1-4 point games	0-2
In 5-9 point games	7-1
In 10-14 point games	4-1
In 15+ point games	8-4
Leading with 5 minutes left in regulation	17-0
Trailing with 5 minutes left in regulation	2-7
Tied with 5 minutes left in regulation	0-1
Scoring less than 50 points	1-1
Scoring 50-59 points	0-3
Scoring 60-69 points	7-1
Scoring 70-79 points	6-2
Scoring 80-89 points	4-1
Scoring 90-99 points	1-0
Scoring 100 + points	0-0
Allowing less than 50 points	3-0
Allowing 50-59 points	9-1
Allowing 60-69 points	6-1
Allowing 70-79 points	0-4
Allowing 80-89 points	1-1
Allowing 90-99 points	0-0
Allowing 100 + points	0-1
Better than 50% FG	3-1
Less than 50% FG	16-7
Opponent better than 50% FG	1-1
Opponent less than 50% FG	18-7
Outshooting opponent	19-2
Outshot by opponent	0-5
Better than 50% 3-Pt. FG	5-2
Less than 50% 3-Pt. FG	14-6
Opponent better than 50% 3-Pt. FG	0-1
Opponent less than 50% 3-Pt. FG	19-7
Better than 50% FT	19-8
Less than 50% FT	0-0
Opponent better than 50% FT	17-7
Opponent less than 50% FT	2-1
Shooting more free throws than opponent	14-4
Shooting less free throws than opponent	5-4
Free throws are even	0-0
ISU starters outscore opponent's	15-1
Opponent's starters outscore ISU	4-7
Starter scoring is even	0-0
Bench scores in double-digits	19-8
Bench outscores opponent's	14-6
Opponent bench outscores ISU's	4-2
Bench scoring is even	1-0
Outrebounding opponent	14-2
Outrebounded by opponent	5-6
Rebounds are even	0-0
10+ assists	16-5
10+ steals	6-3
5+ blocks	5-1
Forcing more turnovers than opponent	11-3
Committing more turnovers than opponent	4-4
In November	3-1
In December	5-2
In January	6-3
In February	5-2
In March	0-0

2010-11 OPPONENTS

	W-L	RANKING	RPI	SOS	NEXT GAME
 Illinois	7-22	NR/NR	112	14	3/3 at Wisconsin
 Eastern Illinois	18-11	NR/NR	194	299	Regular Season Complete
 SIU Edwardsville	9-17	NR/NR	270	222	3/10 at Arkansas
 South Dakota State	16-13	NR/NR	123	175	Regular Season Complete
 DePaul	26-5	12/11	9	38	Regular Season Complete
 Illinois-Chicago	14-13	NR/NR	132	114	3/3 at Youngstown State
 Ball State	9-19	NR/NR	203	103	3/2 vs. Northern Illinois
 Nevada	20-8	NR/NR	105	168	3/5 at Fresno State
 Alabama-Birmingham	15-13	NR/NR	140	174	3/3 vs. East Carolina
 Milwaukee	11-16	NR/NR	166	91	3/3 at Detroit
 Bradley	13-14	NR/NR	150	98	3/3 vs. Illinois State
 Northern Iowa	22-5	NR/ARV	44	124	3/3 vs. Indiana State
 Northern Illinois	12-16	NR/NR	153	84	3/2 at Ball State
 Indiana State	14-13	NR/NR	133	129	3/3 at Northern Iowa
 Missouri State	19-9	NR/NR	71	93	3/3 at Evansville
 Wichita State	14-13	NR/NR	124	109	3/3 at Southern Illinois
 Creighton	18-10	NR/NR	76	80	3/5 at Drake
 Drake	14-14	NR/NR	137	104	3/5 vs. Creighton
 Southern Illinois	2-25	NR/NR	323	117	3/3 vs. Wichita State
 Evansville	8-19	NR/NR	210	96	3/3 vs. Missouri State
COMBINED RECORD		281-275	.505		
 Illinois State	19-8	NR/NR	82	128	3/3 at Bradley

RPI and strength of schedule based on the Jeff Sagarin/CBN Women's College Basketball Ratings (2/21/11)

2010-11 CUMULATIVE STATISTICS

RECORD:	OVERALL	HOME	AWAY	NEUTRAL
ALL GAMES	19-8	14-0	4-7	1-1
CONFERENCE	11-5	9-0	2-5	0-0
NON-CONFERENCE	8-3	5-0	2-2	1-1

#	Player	gp-gs	min	avg	Total			3-Point		F-Throw		Rebounds					pts	avg				
					fg-fga	fg%	3fg-fga	3fg%	ft-fa	ft%	off	def	tot	avg	pf	dq			a	to	blk	stl
24	Hanley, Emily	27-27	845	31.3	148-281	.527	12-36	.333	84-136	.618	59	129	188	7.0	58	1	28	53	14	17	392	14.5
20	Broadway, Katie	27-20	808	29.9	125-304	.411	54-144	.375	33-42	.786	22	78	100	3.7	46	0	18	46	8	23	337	12.5
33	Jackson, Shala	27-10	561	20.8	92-223	.413	11-30	.367	71-105	.676	42	58	100	3.7	66	1	25	62	6	29	266	9.9
34	Spanich, Hannah	27-24	734	27.2	75-188	.399	12-41	.293	74-95	.779	44	104	148	5.5	58	0	26	53	28	33	236	8.7
21	Shelton, Kenyatta	27-27	656	24.3	73-184	.397	0-1	.000	36-79	.456	63	126	189	7.0	74	3	27	51	18	24	182	6.7
14	Clifton, Amanda	27-27	848	31.4	62-132	.470	6-19	.316	35-60	.583	15	66	81	3.0	53	0	138	69	9	70	165	6.1
01	Jenkins, Alexis	27-0	386	14.3	44-100	.440	9-22	.409	19-23	.826	15	26	41	1.5	30	0	31	34	1	13	116	4.3
03	Sykes, Candace	26-0	263	10.1	35-78	.449	13-29	.448	13-17	.765	10	30	40	1.5	28	0	4	19	6	8	96	3.7
41	Hall, Marley	22-0	152	6.9	17-43	.395	0-0	.000	14-22	.636	14	15	29	1.3	20	1	5	13	2	6	48	2.2
22	Seberger, Alison	11-0	35	3.2	3-16	.188	1-8	.125	9-12	.750	3	6	9	0.8	3	0	0	5	1	1	16	1.5
50	Grace, Megan	21-0	97	4.6	10-26	.385	0-1	.000	8-12	.667	11	10	21	1.0	19	0	2	2	8	5	28	1.3
04	Nelson, Chloe	14-0	49	3.5	3-7	.429	1-2	.500	3-4	.750	1	2	3	0.2	6	0	3	2	0	2	10	0.7
32	Stewart, Jay	6-0	16	2.7	0-1	.000	0-1	.000	0-0	.000	1	2	3	0.5	1	0	0	0	0	0	0	0.0
Team											60	57	117				4					
Total.....		27	5450		687-1583	.434	119-334	.356	399-607	.657	360	709	1069	39.6	462	6	307	413	101	231	1892	70.1
Opponents.....		27	5450		616-1565	.394	133-461	.289	323-471	.686	316	655	971	36.0	516	11	337	463	119	187	1688	62.5

TEAM STATISTICS	ILS	OPP	Date	Opponent	Score	Att.
SCORING	1892	1688	11/12/10	at Illinois	w 69-62	1414
Points per game	70.1	62.5	11/18/10	EASTERN ILLINOIS	w 84-53	1316
Scoring margin	+7.6	-	11/20/10	SIU EDWARDSVILLE	w 68-57	1296
FIELD GOALS-ATT	687-1583	616-1565	11/24/10	at South Dakota St.	L 70-73	1049
Field goal pct	.434	.394	12/01/10	at DePaul	L 83-100	3132
3 POINT FG-ATT	119-334	133-461	12/04/10	ILLINOIS-CHICAGO	Wot 94-86	1119
3-point FG pct	.356	.289	12/09/10	BALL STATE	w 77-51	1280
3-pt FG made per game	4.4	4.9	# 12/20/10	vs NEV	L 78-87	0
FREE THROWS-ATT	399-607	323-471	# 12/21/10	vs UAB	Wot 63-55	168
Free throw pct	.657	.686	12/28/10	MILWAUKEE	w 76-69	1516
F-Throws made per game	14.8	12.0	* 12/30/11	BRADLEY	w 83-69	1879
REBOUNDS	1069	971	* 01/01/11	NORTHERN IOWA	w 69-60	1644
Rebounds per game	39.6	36.0	* 01/03/11	at Northern Illinois	w 73-51	535
Rebounding margin	+3.6	-	* 01/08/11	at Indiana State	L 55-74	3121
ASSISTS	307	337	* 01/11/11	at Missouri State	L 61-76	3299
Assists per game	11.4	12.5	* 01/16/11	at Wichita State	L 56-59	1977
TURNOVERS	413	463	* 01/20/11	CREIGHTON	w 70-57	1251
Turnovers per game	15.3	17.1	* 01/22/11	DRAKE	w 60-45	1762
Turnover margin	+1.9	-	* 01/27/11	at Southern Illinois	w 82-44	1609
Assist/turnover ratio	0.7	0.7	* 01/29/11	at University of Evansville	w 61-50	454
STEALS	231	187	* 02/05/11	INDIANA STATE	w 75-52	4054
Steals per game	8.6	6.9	* 02/10/11	WICHITA STATE	w 69-60	1164
BLOCKS	101	119	* 02/12/11	MISSOURI STATE	w 78-59	2566
Blocks per game	3.7	4.4	* 02/17/11	at Drake	L 58-67	1823
ATTENDANCE	24629	20090	* 02/19/11	at Creighton	L 44-71	1509
Home games-Avg/Game	14-1759	11-1811	* 02/24/11	UNIVERSITY OF EVANSVILLE	w 49-39	1213
Neutral site-Avg/Game	-	2-84	* 02/27/11	SOUTHERN ILLINOIS	w 87-62	2569

Score by Periods	1st	2nd	OT	Totals
Illinois State	899	967	26	1892
Opponents	838	840	10	1688

* = Conference game
= Caribbean Classic (Cancun, Mexico)

2010-11 MVC STATISTICS

RECORD:	OVERALL	HOME	AWAY	NEUTRAL
ALL GAMES	11-5	9-0	2-5	0-0
CONFERENCE	11-5	9-0	2-5	0-0
NON-CONFERENCE	0-0	0-0	0-0	0-0

#	Player	gp-gs	min	avg	Total		3-Point		F-Throw		Rebounds					pts	avg					
					fg-fga	fg%	3fg-fga	3fg%	ft-fta	ft%	off	def	tot	avg	pf			dq	a	to	blk	stl
24	Hanley, Emily	16-16	506	31.6	92-181	.508	4-16	.250	45-82	.549	32	70	102	6.4	32	1	15	29	9	13	233	14.6
20	Broadway, Katie	16-9	463	28.9	70-169	.414	30-78	.385	18-24	.750	11	44	55	3.4	27	0	9	24	5	13	188	11.8
33	Jackson, Shala	16-10	349	21.8	53-142	.373	3-13	.231	37-56	.661	30	40	70	4.4	43	0	15	36	3	20	146	9.1
34	Spanich, Hannah	16-13	426	26.6	43-113	.381	8-28	.286	43-54	.796	24	56	80	5.0	37	0	13	37	17	25	137	8.6
14	Clifton, Amanda	16-16	512	32.0	38-83	.458	4-13	.308	18-29	.621	9	40	49	3.1	25	0	88	43	5	49	98	6.1
21	Shelton, Kenyatta	16-16	386	24.1	35-93	.376	0-1	.000	15-36	.417	31	64	95	5.9	46	1	13	32	10	14	85	5.3
03	Sykes, Candace	15-0	172	11.5	23-52	.442	7-16	.438	5-5	1.000	6	18	24	1.6	18	0	2	9	3	7	58	3.9
01	Jenkins, Alexis	16-0	212	13.3	21-46	.457	4-8	.500	10-11	.909	8	12	20	1.3	19	0	16	20	1	7	56	3.5
41	Hall, Marley	14-0	85	6.1	9-27	.333	0-0	.000	8-14	.571	9	8	17	1.2	8	0	5	7	1	3	26	1.9
50	Grace, Megan	11-0	37	3.4	6-11	.545	0-0	.000	5-6	.833	5	4	9	0.8	7	0	0	1	3	3	17	1.5
22	Seberger, Alison	8-0	19	2.4	2-8	.250	1-4	.250	2-4	.500	1	2	3	0.4	1	0	0	3	1	0	7	0.9
04	Nelson, Chloe	8-0	19	2.4	1-3	.333	1-1	1.000	3-4	.750	0	0	0	0.0	2	0	1	0	0	2	6	0.8
32	Stewart, Jay	5-0	14	2.8	0-1	.000	0-1	.000	0-0	.000	1	1	2	0.4	1	0	0	0	0	0	0	0.0
Team											35	35	70				3					
Total.....		16	3200		393-929	.423	62-179	.346	209-325	.643	202	394	596	37.2	266	2	177	244	58	156	1057	66.1
Opponents.....		16	3200		342-867	.394	71-240	.296	189-271	.697	172	402	574	35.9	299	8	188	306	73	106	944	59.0

TEAM STATISTICS	ILS	OPP	Date	Opponent	Score	Att.
SCORING	1057	944	* 12/30/10	BRADLEY	w 83-69	1879
Points per game	66.1	59.0	* 01/01/11	NORTHERN IOWA	w 69-60	1644
Scoring margin	+7.1	-	* 01/08/11	at Indiana State	L 55-74	3121
FIELD GOALS-ATT	393-929	342-867	* 01/11/11	at Missouri State	L 61-76	3299
Field goal pct	.423	.394	* 01/16/11	at Wichita State	L 56-59	1977
3 POINT FG-ATT	62-179	71-240	* 01/20/11	CREIGHTON	w 70-57	1251
3-point FG pct	.346	.296	* 01/22/11	DRAKE	w 60-45	1762
3-pt FG made per game	3.9	4.4	* 01/27/11	at Southern Illinois	w 82-44	1609
FREE THROWS-ATT	209-325	189-271	* 01/29/11	at University of Evansville	w 61-50	454
Free throw pct	.643	.697	* 02/05/11	INDIANA STATE	w 75-52	4054
F-Throws made per game	13.1	11.8	* 02/10/11	WICHITA STATE	w 69-60	1164
REBOUNDS	596	574	* 02/12/11	MISSOURI STATE	w 78-59	2566
Rebounds per game	37.2	35.9	* 02/17/11	at Drake	L 58-67	1823
Rebounding margin	+1.4	-	* 02/19/11	at Creighton	L 44-71	1509
ASSISTS	177	188	* 02/24/11	UNIVERSITY OF EVANSVILLE	w 49-39	1213
Assists per game	11.1	11.8	* 02/27/11	SOUTHERN ILLINOIS	w 87-62	2569
TURNOVERS	244	306				
Turnovers per game	15.3	19.1				
Turnover margin	+3.9	-				
Assist/turnover ratio	0.7	0.6				
STEALS	156	106				
Steals per game	9.8	6.6				
BLOCKS	58	73				
Blocks per game	3.6	4.6				
ATTENDANCE	18102	13792				
Home games-Avg/Game	9-2011	7-1970				
Neutral site-Avg/Game	-	0-0				

* = Conference game
= Caribbean Classic (Cancun, Mexico)

Score by Periods	1st	2nd	Totals
Illinois State	491	566	1057
Opponents	489	455	944

LAST TIME OUT VS. BRADLEY

Bradley 69 • 7-5 (0-1 MVC)

#	Player		Total			3-Ptr			Rebounds			PF	TP	A	TO	Blk	Stl	Min
			FG-FGA	FG-FGA	FT-FTA	FG-FGA	FG-FGA	FT-FTA	Off	Def	Tot							
32	Westcott, MacKenzie	f	3-6	0-2	1-2	2	6	8	4	7	4	1	0	2			23	
25	Hollingshed, Latasha	c	6-11	0-0	0-0	4	4	8	3	12	0	3	0	1			32	
03	Budd, Kelsey	g	1-4	1-2	0-0	0	2	2	1	3	1	3	0	0			19	
10	Yohn, Katie	g	2-10	1-5	2-2	1	2	3	2	7	3	2	1	0			34	
34	Taylor, Raisa	g	7-10	0-0	6-7	4	1	5	4	20	4	7	1	2			36	
04	Allen, Olivia		0-0	0-0	0-0	0	0	0	1	0	0	0	0	1			0+	
05	Muegge, Hanna		0-0	0-0	0-0	0	0	0	0	0	0	1	0	0			1	
21	Kassing, Leah		2-2	0-0	1-2	0	0	0	1	5	0	0	0	0			7	
22	Bisping, Brooke		0-0	0-0	2-3	0	1	1	1	2	0	1	0	0			5	
23	Niemiera, Lauren		2-10	1-4	1-2	3	4	7	2	6	2	3	0	0			28	
44	Frings, Kelly		3-8	1-4	0-0	0	2	2	0	7	0	0	0	1			14	
53	Spinas-Valainis, Aly		0-0	0-0	0-0	0	0	0	1	0	0	1	0	0			1	
Team						3	1	4										
Totals			26-61	4-17	13-18	17	23	40	20	69	14	22	2	7			200	

FG % 1st Half: 17-31 54.8% 2nd half: 9-30 30.0% Game: 26-61 42.6% Deadba
 3FG % 1st Half: 4-10 40.0% 2nd half: 0-7 0.0% Game: 4-17 23.5% Rebound
 FT % 1st Half: 2-3 66.7% 2nd half: 11-15 73.3% Game: 13-18 72.2% 2

Illinois State 83 • 8-3 (1-0 MVC)

#	Player		Total			3-Ptr			Rebounds			PF	TP	A	TO	Blk	Stl	Min
			FG-FGA	FG-FGA	FT-FTA	FG-FGA	FG-FGA	FT-FTA	Off	Def	Tot							
21	Shelton, Kenyatta	f	3-4	0-0	3-4	0	0	0	3	9	0	1	1	3			23	
24	Hanley, Emily	f	4-8	0-1	7-7	2	6	8	2	15	2	1	0	0			32	
14	Clifton, Amanda	g	3-4	2-3	3-4	0	1	1	1	11	5	2	0	3			31	
20	Broadway, Katie	g	5-15	2-9	3-4	1	5	6	1	15	1	3	0	2			30	
34	Spanich, Hannah	g	3-7	0-0	6-6	3	3	6	3	12	0	1	0	0			28	
01	Jenkins, Alexis		3-3	1-1	2-2	0	1	1	1	9	3	1	0	2			14	
03	Sykes, Candace		2-7	1-3	0-0	1	0	1	2	5	1	1	2	0			17	
04	Nelson, Chloe		0-0	0-0	0-0	0	0	0	0	0	0	0	0	0			1	
22	Seberger, Alison		0-0	0-0	0-0	0	0	0	0	0	0	1	1	0			1	
33	Jackson, Shala		3-8	0-2	1-2	2	3	5	2	7	0	2	0	0			21	
41	Hall, Marley		0-0	0-0	0-0	0	0	0	2	0	0	0	0	0			2	
50	Grace, Megan		0-0	0-0	0-0	0	0	0	0	0	0	0	0	0			0+	
Team						0	2	2										
Totals			26-56	6-19	25-29	9	21	30	17	83	12	13	4	10			200	

FG % 1st Half: 17-30 56.7% 2nd half: 9-26 34.6% Game: 26-56 46.4% Deadba
 3FG % 1st Half: 4-10 40.0% 2nd half: 2-9 22.2% Game: 6-19 31.6% Rebound
 FT % 1st Half: 5-6 83.3% 2nd half: 20-23 87.0% Game: 25-29 86.2% 2

Officials: Andrew Bills, Marissa Whaley, Missy Brooks
 Technical fouls: Bradley-None. Illinois State-None.
 Attendance: 1879

Score by periods	1st	2nd	Total
Bradley	40	29	69
Illinois State	43	40	83

Points	In Paint	Off T/O	2nd Chance	Fast Break	Bench
BU	38	11	13	11	20
ILS	28	20	9	10	21

Last FG - BU 2nd-01:00, ILS 2nd-01:37.
 Largest lead - BU by 6 1st-10:26, ILS by 16 2nd-00:25.

Score tied - 8 times.
 Lead changed - 21 times.

2010-11 SUPERLATIVES

ISU INDIVIDUAL HIGHS

Points	25	Jackson, Shala at Wichita State (01/16/11)
Field Goals Made	10	Hanley, Emily vs Southern Illinois (02/27/11)
	10	Broadway, Katie vs Southern Illinois (02/27/11)
	10	Hanley, Emily at Missouri State (01/11/11)
Field Goal Att.	19	Hanley, Emily at Missouri State (01/11/11)
	19	Broadway, Katie vs Illinois-Chicago (12/04/10)
FG Pct (min 5 made)	.833 (10-12)	Broadway, Katie vs Southern Illinois (02/27/11)
	.833 (5-6)	Broadway, Katie vs Creighton (01/20/11)
3-Point FG Made	4	Broadway, Katie vs Creighton (01/20/11)
	4	Broadway, Katie vs NEV (12/20/10)
	4	Broadway, Katie vs Ball State (12/09/10)
3-Point FG Att.	9	Broadway, Katie vs Bradley (12/30/10)
	9	Broadway, Katie vs Illinois-Chicago (12/04/10)
3-Pt FG Pct (min 3 made)	1.000 (4-4)	Broadway, Katie vs Creighton (01/20/11)
Free Throws Made	11	Jackson, Shala at Wichita State (01/16/11)
Free Throw Att.	13	Jackson, Shala at Wichita State (01/16/11)
FT Pct (min 3 made)	1.000 (9-9)	Hanley, Emily vs NEV (12/20/10)
	1.000 (7-7)	Hanley, Emily vs Bradley (12/30/10)
	1.000 (6-6)	Spanich, Hannah at Northern Illinois (01/03/11)
	1.000 (6-6)	Spanich, Hannah vs Bradley (12/30/10)
	1.000 (5-5)	Broadway, Katie at South Dakota St. (11/24/10)
	1.000 (4-4)	Spanich, Hannah at Creighton (02/19/11)
	1.000 (4-4)	Jackson, Shala at Southern Illinois (01/27/11)
	1.000 (4-4)	Seberger, Alison vs Ball State (12/09/10)
	1.000 (4-4)	Jackson, Shala at South Dakota St. (11/24/10)
	1.000 (4-4)	Sykes, Candace vs Eastern Illinois (11/18/10)
	1.000 (3-3)	Jenkins, Alexis vs Southern Illinois (02/27/11)
	1.000 (3-3)	Hanley, Emily at Southern Illinois (01/27/11)
	1.000 (3-3)	Spanich, Hannah vs Northern Iowa (01/01/11)
	1.000 (3-3)	Spanich, Hannah at Illinois (11/12/10)
Rebounds	22	Shelton, Kenyatta vs Illinois-Chicago (12/04/10)
Assists	10	Clifton, Amanda vs Missouri State (02/12/11)
Steals	6	Clifton, Amanda vs University of Evansville (02/24/11)
Blocked Shots	5	Spanich, Hannah at Northern Illinois (01/03/11)
Turnovers	6	Jackson, Shala vs Milwaukee (12/28/10)

ISU TEAM HIGHS

POINTS	94	ILLINOIS-CHICAGO (12/04/10)
FIELD GOALS MADE	34	SOUTHERN ILLINOIS (02/27/11)
FIELD GOAL ATTEMPTS	73	EASTERN ILLINOIS (11/18/10)
FIELD GOAL PERCENTAGE	.574 (31-54)	MISSOURI STATE (02/12/11)
3 PT FIELD GOALS MADE	9	at DePaul (12/01/10)
3 PT FG ATTEMPTS	20	BALL STATE (12/09/10)
	20	EASTERN ILLINOIS (11/18/10)
3 PT FG PERCENTAGE	.800 (4-5)	SOUTHERN ILLINOIS (02/27/11)
FREE THROWS MADE	26	ILLINOIS-CHICAGO (12/04/10)
FREE THROW ATTEMPTS	37	ILLINOIS-CHICAGO (12/04/10)
FREE THROW PERCENTAGE	.944 (17-18)	at Northern Illinois (01/03/11)
REBOUNDS	54	ILLINOIS-CHICAGO (12/04/10)
	54	EASTERN ILLINOIS (11/18/10)
ASSISTS	19	BALL STATE (12/09/10)
STEALS	19	at Southern Illinois (01/27/11)
BLOCKED SHOTS	10	DRAKE (01/22/11)
TURNOVERS	22	at DePaul (12/01/10)
FOULS	26	at DePaul (12/01/10)

ISU TEAM LOWS

POINTS	44	at Creighton (02/19/11)
FIELD GOALS MADE	13	at Creighton (02/19/11)
FIELD GOAL ATTEMPTS	45	vs UAB (12/21/10)
	45	at Wichita State (01/16/11)
FIELD GOAL PERCENTAGE	.260 (13-50)	at Creighton (02/19/11)
3 PT FIELD GOALS MADE	0	at Wichita State (01/16/11)
3 PT FG ATTEMPTS	4	at Wichita State (01/16/11)
3 PT FG PERCENTAGE	.000 (0-4)	at Wichita State (01/16/11)
FREE THROWS MADE	1	DRAKE (01/22/11)
FREE THROW ATTEMPTS	2	DRAKE (01/22/11)
FREE THROW PERCENTAGE	.500 (1-2)	DRAKE (01/22/11)
	.500 (7-14)	at Drake (02/17/11)
	.500 (10-20)	UNIVERSITY OF EVANSVILLE (02/24/11)
REBOUNDS	29	at DePaul (12/01/10)
ASSISTS	4	at Creighton (02/19/11)
STEALS	1	vs UAB (12/21/10)
BLOCKED SHOTS	1	WICHITA STATE (02/10/11)
	1	SOUTHERN ILLINOIS (02/27/11)
TURNOVERS	9	vs NEV (12/20/10)
FOULS	11	SIU EDWARDSVILLE (11/20/10)
	11	at Southern Illinois (01/27/11)

OPPONENT INDIVIDUAL HIGHS

Points	30	HAMPTON, Keisha at DePaul (12/01/10)
Field Goals Made	10	HAMPTON, Keisha at DePaul (12/01/10)
Field Goal Att.	23	HARRIS, Jala vs UAB (12/21/10)
FG Pct (min 5 made)	1.000 (5-5)	Price, Michelle at Wichita State (01/16/11)
3-Point FG Made	6	Tahnee Robinson vs NEV (12/20/10)
3-Point FG Att.	16	Moore, Amber at Illinois (11/12/10)
3-Pt FG Pct (min 3 made)	1.000 (3-3)	FREEMAN, Marke at Northern Illinois (01/03/11)
Free Throws Made	13	GREEN, Shameia vs Illinois-Chicago (12/04/10)
Free Throw Att.	14	GREEN, Shameia vs Illinois-Chicago (12/04/10)
FT Pct (min 3 made)	1.000 (8-8)	Whitley, Taylor vs Indiana State (02/05/11)
	1.000 (7-7)	Thomas, Shannon at Indiana State (01/08/11)
	1.000 (7-7)	VIEHAUSER, Amanda vs Milwaukee (12/28/10)
	1.000 (6-6)	Mattox, Deja at Indiana State (01/08/11)
	1.000 (4-4)	Garrison, Casey vs Missouri State (02/12/11)
	1.000 (4-4)	Diamond, Jessica vs Wichita State (02/10/11)
	1.000 (4-4)	Christianson, Angela vs Drake (01/22/11)
	1.000 (4-4)	Turk, Kristin vs Drake (01/22/11)
	1.000 (4-4)	Woodard, Kelsey vs Creighton (01/20/11)
	1.000 (4-4)	Mays, Tia at Missouri State (01/11/11)
	1.000 (4-4)	Kalin, Jacqui vs Northern Iowa (01/01/11)
	1.000 (4-4)	Shavon Moore vs NEV (12/20/10)
	1.000 (4-4)	PIKES, Taylor at DePaul (12/01/10)
	1.000 (3-3)	Diamond, Jessica at Wichita State (01/16/11)
Rebounds	17	Hackbarth, Rachael at Drake (02/17/11)
Assists	7	Amanda Johnson vs NEV (12/20/10)
Steals	5	HINKLE, Briana vs Illinois-Chicago (12/04/10)
Blocked Shots	8	Mays, Tia at Missouri State (01/11/11)
Turnovers	11	Lemar, Brooke at Southern Illinois (01/27/11)
Fouls	6	Shannon, Cici at Southern Illinois (01/27/11)

OPPONENT TEAM HIGHS

POINTS	100	at DePaul (12/01/10)
FIELD GOALS MADE	34	at DePaul (12/01/10)
FIELD GOAL ATTEMPTS	73	vs UAB (12/21/10)
	73	ILLINOIS-CHICAGO (12/04/10)
FIELD GOAL PERCENTAGE	.548 (34-62)	at DePaul (12/01/10)
3 PT FIELD GOALS MADE	9	at Creighton (02/19/11)
	9	vs NEV (12/20/10)
3 PT FG ATTEMPTS	27	MILWAUKEE (12/28/10)
3 PT FG PERCENTAGE	.529 (9-17)	at Creighton (02/19/11)
FREE THROWS MADE	26	at DePaul (12/01/10)
FREE THROW ATTEMPTS	32	at DePaul (12/01/10)
FREE THROW PERCENTAGE	1.000 (3-3)	SIU EDWARDSVILLE (11/20/10)
REBOUNDS	46	vs NEV (12/20/10)
ASSISTS	22	at DePaul (12/01/10)
STEALS	12	at DePaul (12/01/10)
BLOCKED SHOTS	10	at Southern Illinois (01/27/11)
	10	at Missouri State (01/11/11)
TURNOVERS	31	at Southern Illinois (01/27/11)
FOULS	26	SOUTHERN ILLINOIS (02/27/11)
	26	WICHITA STATE (02/10/11)

OPPONENT TEAM LOWS

POINTS	39	UNIVERSITY OF EVANSVILLE (02/24/11)
FIELD GOALS MADE	16	DRAKE (01/22/11)
	16	at Southern Illinois (01/27/11)
	16	INDIANA STATE (02/05/11)
	16	UNIVERSITY OF EVANSVILLE (02/24/11)
FIELD GOAL ATTEMPTS	47	at Indiana State (01/08/11)
FIELD GOAL PERCENTAGE	.296 (16-54)	DRAKE (01/22/11)
	.296 (16-54)	UNIVERSITY OF EVANSVILLE (02/24/11)
3 PT FIELD GOALS MADE	2	DRAKE (01/22/11)
	2	MISSOURI STATE (02/12/11)
3 PT FG ATTEMPTS	10	DRAKE (01/22/11)
3 PT FG PERCENTAGE	.167 (3-18)	at Wichita State (01/16/11)
	.167 (3-18)	SOUTHERN ILLINOIS (02/27/11)
FREE THROWS MADE	2	vs UAB (12/21/10)
FREE THROW ATTEMPTS	3	SIU EDWARDSVILLE (11/20/10)
FREE THROW PERCENTAGE	.222 (2-9)	vs UAB (12/21/10)
REBOUNDS	26	CREIGHTON (01/20/11)
ASSISTS	6	at Northern Illinois (01/03/11)
STEALS	2	at Drake (02/17/11)
BLOCKED SHOTS	0	at Drake (02/17/11)
TURNOVERS	9	ILLINOIS-CHICAGO (12/04/10)
FOULS	8	DRAKE (01/22/11)

ISU GAME-BY-GAME LEADERS

DATE	OPPONENT	W/L	SCORE	POINTS	REBOUNDS	ASSISTS	BLOCKS	STEALS
11/12	at Illinois	W	69-62	16 Shala Jackson	12 Hannah Spanich	6 Amanda Clifton	2 Shala Jackson	1 Amanda Clifton 1 Shala Jackson
11/18	Eastern Illinois	W	84-53	14 Candace Sykes	8 Emily Hanley 8 Kenyatta Shelton	2 Four Players	1 Megan Grace 1 Candace Sykes	4 Amanda Clifton
11/20	SIU Edwardsville	W	68-57	17 Katie Broadway	9 Kenyatta Shelton	5 Amanda Clifton	3 Kenyatta Shelton	2 Amanda Clifton
11/24	at South Dakota State	L	70-73	21 Emily Hanley	11 Emily Hanley	4 Amanda Clifton	1 Megan Grace 1 Emily Hanley	4 Amanda Clifton
12/1	at DePaul	L	83-100	17 Shala Jackson	7 Kenyatta Shelton	2 Four Players	1 Megan Grace 1 Candace Sykes	3 Amanda Clifton
12/4	Illinois-Chicago	W	94-86	24 Emily Hanley	22 Kenyatta Shelton	6 Amanda Clifton	1 Thee Players	2 Kenyatta Shelton
12/9	Ball State	W	77-51	18 Katie Broadway	10 Hannah Spanich	9 Amanda Clifton	1 Four Players	3 Amanda Clifton
12/20	Nevada	L	87-78	19 Emily Hanley	9 Kenyatta Shelton	3 Amanda Clifton	2 Kenyatta Shelton 2 Hannah Spanich	2 Alexis Jenkins
12/21	UAB	W	63-55	15 Shala Jackson	16 Kenyatta Shelton	4 Amanda Clifton	1 Three Players	1 Emily Hanley
12/28	Milwaukee	W	76-69	22 Emily Hanley	11 Emily Hanley	7 Amanda Clifton	2 Hannah Spanich	2 Three Players
12/30	Bradley	W	83-69	15 Katie Broadway 15 Emily Hanley	8 Emily Hanley	5 Amanda Clifton	2 Candace Sykes	3 Amanda Clifton 3 Kenyatta Shelton
1/1	Northern Iowa	W	69-60	18 Hannah Spanich	7 Kenyatta Shelton	5 Amanda Clifton	3 Hannah Spanich	4 Amanda Clifton
1/3	at Northern Illinois	W	73-51	18 Katie Broadway	8 Hannah Spanich	3 Alexis Jenkins	5 Hannah Spanich	3 Amanda Clifton
1/8	at Indiana State	L	55-74	12 Candace Sykes	6 Kenyatta Shelton	3 Amanda Clifton	2 Emily Hanley 2 Hannah Spanich	4 Amanda Clifton
1/11	at Missouri State	L	61-76	22 Emily Hanley	8 Emily Hanley	9 Amanda Clifton	1 Megan Grace 1 Emily Hanley	2 Four Players
1/16	at Wichita State	L	56-59	25 Shala Jackson	7 Shala Jackson	5 Amanda Clifton	1 Amanda Clifton 1 Kenyatta Shelton	2 Shala Jackson
1/20	Creighton	W	70-57	21 Emily Hanley	8 Emily Hanley 8 Hannah Spanich	7 Amanda Clifton	1 Four Players	3 Amanda Clifton
1/22	Drake	W	60-45	15 Katie Broadway	11 Kenyatta Shelton	6 Amanda Clifton	4 Hannah Spanich	4 Amanda Clifton
1/27	at Southern Illinois	W	82-44	13 Candace Sykes	6 Hannah Spanich	3 Hannah Spanich	1 Megan Grace 1 Emily Hanley	5 Shala Jackson
1/29	at Evansville	W	61-50	17 Emily Hanley	7 Three Players	4 Hannah Spanich	2 Three Players	5 Amanda Clifton
2/5	Indiana State	W	75-52	17 Katie Broadway	10 Kenyatta Shelton	4 Amanda Clifton	1 Three Players	1 Eight Players
2/10	Wichita State	W	69-60	20 Emily Hanley	8 Kenyatta Shelton	6 Amanda Clifton	1 Katie Broadway	2 Three Players
2/12	Missouri State	W	78-59	19 Katie Broadway	6 Three Players	10 Amanda Clifton	1 Three Players	3 Amanda Clifton
2/17	at Drake	L	58-67	13 Emily Hanley	11 Emily Hanley	9 Amanda Clifton	2 Amanda Clifton	5 Amanda Clifton
2/19	at Creighton	L	44-71	13 Katie Broadway	9 Emily Hanley	2 Amanda Clifton	1 Emily Hanley 1 Hannah Spanich	2 Amanda Clifton
2/24	Evansville	W	49-39	11 Amanda Clifton	10 Hannah Spanich	7 Amanda Clifton	3 Hannah Spanich	6 Amanda Clifton
2/27	Southern Illinois	W	87-62	24 Emily Hanley	9 Kenyatta Shelton	6 Amanda Clifton	1 Amanda Clifton	4 Amanda Clifton

ISU GAME LEADER TOTALS

POINTS	REBOUNDS	ASSISTS	BLOCKS	STEALS
Broadway..... 8	Clifton..... 1	Broadway..... 1	Broadway..... 3	Clifton..... 20
Clifton..... 1	Hanley..... 10	Clifton..... 23	Clifton..... 6	Grace..... 1
Hanley..... 11	Jackson..... 2	Hanley..... 2	Grace..... 6	Hall..... 1
Jackson..... 4	Shelton..... 13	Jenkins..... 2	Hall..... 1	Hanley..... 4
Spanich..... 1	Spanich..... 6	Nelson..... 1	Hanley..... 6	Jackson..... 5
Sykes..... 3		Shelton..... 1	Jackson..... 3	Jenkins..... 1
			Jenkins..... 1	Nelson..... 1
			Shelton..... 6	Shelton..... 3
			Spanich..... 10	Spanich..... 4
			Sykes..... 2	Sykes..... 2

ILLINOIS STATE GAME-BY-GAME STATISTICS

Opponent	Date	Score		Total		3-Pointers		Free throws		Rebounds				pf	a	t/o	blk	stl	pts	avg
				fg-fga	pct	3fg-fga	pct	ft-fa	pct	off	def	tot	avg							
at Illinois	11/12/10	69-62	W	24-52	.462	1-5	.200	20-30	.667	5	36	41	41.0	15	11	17	2	2	69	69.0
EASTERN ILLINOIS	11/18/10	84-53	W	30-73	.411	7-20	.350	17-25	.680	20	34	54	47.5	16	11	15	2	16	84	76.5
SIU EDWARDSVILLE	11/20/10	68-57	W	24-48	.500	2-8	.250	18-28	.643	14	24	38	44.3	11	12	13	7	5	68	73.7
at South Dakota St.	11/24/10	70-73	L	24-61	.393	4-13	.308	18-26	.692	16	27	43	44.0	25	12	17	2	10	70	72.8
at DePaul	12/01/10	83-100	L	32-58	.552	9-18	.500	10-18	.556	10	19	29	41.0	26	10	22	2	8	83	74.8
ILLINOIS-CHICAGO	12/04/10	94-86	Wot	31-69	.449	6-18	.333	26-37	.703	20	34	54	43.2	20	13	14	3	5	94	78.0
BALL STATE	12/09/10	77-51	W	29-69	.420	8-20	.400	11-17	.647	21	30	51	44.3	16	19	13	4	6	77	77.9
vs NEV	12/20/10	78-87	L	26-64	.406	5-10	.500	21-33	.636	13	25	38	43.5	20	8	9	6	5	78	77.9
vs UAB	12/21/10	63-55	Wot	19-45	.422	4-13	.308	21-30	.700	12	34	46	43.8	15	9	17	3	1	63	76.2
MILWAUKEE	12/28/10	76-69	W	30-63	.476	5-18	.278	11-20	.550	18	24	42	43.6	16	17	19	6	9	76	76.2
BRADLEY	12/30/10	83-69	W	26-56	.464	6-19	.316	25-29	.862	9	21	30	42.4	17	12	13	4	10	83	76.8
NORTHERN IOWA	01/01/11	69-60	W	28-63	.444	4-14	.286	9-15	.600	10	27	37	41.9	18	13	12	5	10	69	76.2
at Northern Illinois	01/03/11	73-51	W	25-52	.481	6-12	.500	17-18	.944	9	28	37	41.5	16	8	13	6	8	73	75.9
at Indiana State	01/08/11	55-74	L	20-67	.299	4-13	.308	11-18	.611	19	16	35	41.1	20	8	10	4	8	55	74.4
at Missouri State	01/11/11	61-76	L	24-67	.358	3-12	.250	10-19	.526	19	20	39	40.9	18	15	21	2	10	61	73.5
at Wichita State	01/16/11	56-59	L	18-45	.400	0-4	.000	20-29	.690	15	27	42	41.0	22	10	19	2	4	56	72.4
CREIGHTON	01/20/11	70-57	W	24-50	.480	5-11	.455	17-20	.850	10	27	37	40.8	12	13	16	4	7	70	72.3
DRAKE	01/22/11	60-45	W	28-62	.452	3-13	.231	1-2	.500	11	28	39	40.7	15	9	17	10	13	60	71.6
at Southern Illinois	01/27/11	82-44	W	28-66	.424	7-16	.438	19-22	.864	15	24	39	40.6	11	10	11	2	19	82	72.2
at University of Evansville	01/29/11	61-50	W	25-60	.417	3-11	.273	8-12	.667	10	32	42	40.7	19	14	18	6	11	61	71.6
INDIANA STATE	02/05/11	75-52	W	28-63	.444	5-9	.556	14-22	.636	15	29	44	40.8	15	11	11	3	8	75	71.8
WICHITA STATE	02/10/11	69-60	W	24-49	.490	3-12	.250	18-34	.529	10	24	34	40.5	16	11	17	1	8	69	71.6
MISSOURI STATE	02/12/11	78-59	W	31-54	.574	7-13	.538	9-16	.563	9	21	30	40.0	17	13	13	3	5	78	71.9
at Drake	02/17/11	58-67	L	23-64	.359	5-15	.333	7-14	.500	11	27	38	40.0	20	13	14	5	12	58	71.3
at Creighton	02/19/11	44-71	L	13-50	.260	2-5	.400	16-24	.667	14	18	32	39.6	12	4	18	2	5	44	70.2
UNIVERSITY OF EVANSVI	02/24/11	49-39	W	19-53	.358	1-7	.143	10-20	.500	14	24	38	39.6	13	10	17	4	13	49	69.4
SOUTHERN ILLINOIS	02/27/11	87-62	W	34-60	.567	4-5	.800	15-29	.517	11	29	40	39.6	21	11	17	1	13	87	70.1
Illinois State		1892		687-1583	.434	119-334	.356	399-607	.657	360	709	1069	39.6	462	307	413	101	231	1892	70.1

OPPONENT GAME-BY-GAME STATISTICS

Opponent	Date	Score		Total		3-Pointers		Free throws		Rebounds				pf	a	t/o	blk	stl	pts	avg
				fg-fga	pct	3fg-fga	pct	ft-fta	pct	off	def	tot	avg							
at Illinois	11/12/10	69-62	W	24-64	.375	6-23	.261	8-16	.500	9	26	35	35.0	22	16	17	6	7	62	62.0
EASTERN ILLINOIS	11/18/10	84-53	W	19-64	.297	6-24	.250	9-12	.750	12	26	38	36.5	19	13	21	6	9	53	57.5
SIU EDWARDSVILLE	11/20/10	68-57	W	23-62	.371	8-23	.348	3-3	1.000	15	15	30	34.3	23	13	13	2	3	57	57.3
at South Dakota St.	11/24/10	70-73	L	25-56	.446	4-15	.267	19-28	.679	9	28	37	35.0	22	12	17	7	8	73	61.2
at DePaul	12/01/10	83-100	L	34-62	.548	6-20	.300	26-32	.813	12	22	34	34.8	18	22	14	5	12	100	69.0
ILLINOIS-CHICAGO	12/04/10	94-86	Wot	30-73	.411	4-17	.235	22-28	.786	13	24	37	35.2	25	11	9	4	9	86	71.8
BALL STATE	12/09/10	77-51	W	20-54	.370	4-21	.190	7-18	.389	10	24	34	35.0	17	11	13	5	5	51	68.9
vs NEV	12/20/10	78-87	L	32-69	.464	9-20	.450	14-22	.636	15	31	46	36.4	21	17	11	7	4	87	71.1
vs UAB	12/21/10	63-55	Wot	24-73	.329	5-20	.250	2-9	.222	19	18	37	36.4	22	13	11	1	5	55	69.3
MILWAUKEE	12/28/10	76-69	W	25-67	.373	6-27	.222	13-16	.813	20	21	41	36.9	13	15	18	1	10	69	69.3
BRADLEY	12/30/10	83-69	W	26-61	.426	4-17	.235	13-18	.722	17	23	40	37.2	20	14	22	2	7	69	69.3
NORTHERN IOWA	01/01/11	69-60	W	20-50	.400	6-17	.353	14-22	.636	7	28	35	37.0	17	12	19	3	5	60	68.5
at Northern Illinois	01/03/11	73-51	W	18-54	.333	4-11	.364	11-16	.688	10	18	28	36.3	15	6	13	2	9	51	67.2
at Indiana State	01/08/11	55-74	L	23-47	.489	6-15	.400	22-23	.957	8	33	41	36.6	16	15	18	6	8	74	67.6
at Missouri State	01/11/11	61-76	L	27-61	.443	5-13	.385	17-18	.944	14	29	43	37.1	20	17	19	10	7	76	68.2
at Wichita State	01/16/11	56-59	L	22-57	.386	3-18	.167	12-20	.600	13	17	30	36.6	23	10	11	6	7	59	67.6
CREIGHTON	01/20/11	70-57	W	24-58	.414	4-15	.267	5-6	.833	8	18	26	36.0	20	11	14	6	7	57	67.0
DRAKE	01/22/11	60-45	W	16-54	.296	2-10	.200	11-16	.688	10	23	33	35.8	8	9	19	2	10	45	65.8
at Southern Illinois	01/27/11	82-44	W	16-51	.314	5-14	.357	7-12	.583	15	25	40	36.1	19	8	31	10	3	44	64.6
at University of Evansville	01/29/11	61-50	W	17-52	.327	4-17	.235	12-23	.522	9	28	37	36.1	17	10	21	1	9	50	63.9
INDIANA STATE	02/05/11	75-52	W	16-48	.333	6-18	.333	14-17	.824	5	25	30	35.8	18	10	19	4	4	52	63.3
WICHITA STATE	02/10/11	69-60	W	23-56	.411	5-12	.417	9-15	.600	12	23	35	35.8	26	8	21	3	9	60	63.2
MISSOURI STATE	02/12/11	78-59	W	23-52	.442	2-11	.182	11-19	.579	14	18	32	35.6	16	9	17	3	5	59	63.0
at Drake	02/17/11	58-67	L	26-59	.441	3-12	.250	12-16	.750	8	34	42	35.9	16	14	15	0	2	67	63.2
at Creighton	02/19/11	44-71	L	27-53	.509	9-17	.529	8-13	.615	9	29	38	36.0	19	20	13	6	10	71	63.5
UNIVERSITY OF EVANSVI	02/24/11	49-39	W	16-54	.296	4-16	.250	3-7	.429	15	26	41	36.2	18	10	25	7	9	39	62.5
SOUTHERN ILLINOIS	02/27/11	87-62	W	20-54	.370	3-18	.167	19-26	.731	8	23	31	36.0	26	11	22	4	4	62	62.5
Opponents		1688		616-1565	.394	133-461	.289	323-471	.686	316	655	971	36.0	516	337	463	119	187	1688	62.5

MISCELLANEOUS TEAM STATS

DATE	OPPONENT	W/L	POINTS IN THE PAINT		POINTS OFF TURNOVERS		2ND CHANCE POINTS		FASTBREAK POINTS		BENCH POINTS	
			ISU	OPP.	ISU	OPP.	ISU	OPP.	ISU	OPP.	ISU	OPP.
11/12	at Illinois	W	34	26	8	21	4	10	10	2	24	19
11/18	Eastern Illinois	W	26	20	19	12	17	14	12	2	45	20
11/20	SIU Edwardsville	W	34	22	14	8	12	15	6	0	12	14
11/24	at South Dakota State	L	26	34	17	18	19	8	2	2	20	10
12/1	at DePaul	L	24	38	16	24	6	18	4	10	36	31
12/4	Illinois-Chicago	W	34	36	11	21	29	10	7	14	21	12
12/9	Ball State	W	28	22	13	8	13	8	11	2	29	18
12/20	Nevada	L	30	30	10	13	11	20	2	2	10	34
12/21	UAB	W	22	22	10	16	15	10	0	2	25	27
12/28	Milwaukee	W	34	24	16	21	25	15	11	4	17	23
12/30	Bradley	W	28	38	20	11	9	13	10	11	21	20
1/1	Northern Iowa	W	34	22	14	4	10	2	10	10	15	11
1/3	at Northern Illinois	W	22	24	23	16	11	6	2	0	25	20
1/8	at Indiana State	L	22	24	16	12	8	10	4	0	25	8
1/11	at Missouri State	L	32	32	14	18	12	17	4	4	14	12
1/16	at Wichita State	L	26	24	16	21	10	14	4	4	25	12
1/20	Creighton	W	26	28	11	6	9	7	11	5	18	19
1/22	Drake	W	38	20	15	6	8	8	12	6	21	21
1/27	at Southern Illinois	W	28	14	38	6	17	8	2	2	46	20
1/29	at Evansville	W	32	18	23	18	6	2	6	6	19	7
2/5	Indiana State	W	30	16	24	3	19	7	4	6	32	7
2/10	Wichita State	W	34	26	27	19	18	12	9	10	16	15
2/12	Missouri State	W	24	26	20	17	14	12	10	6	21	13
2/17	at Drake	L	32	34	10	10	5	6	10	10	19	3
2/19	at Creighton	L	18	32	9	16	4	7	4	2	15	34
2/24	Evansville	W	28	14	23	14	8	6	16	7	16	26
2/27	Southern Illinois	W	38	22	21	9	11	7	4	6	40	12
TOTAL			784	678	459	367	330	272	187	135	627	468
AVERAGE			29.0	25.1	17.0	13.6	12.2	10.1	6.9	5.0	23.2	17.3

REDBIRD EXTRAS

Largest Lead.....	38 at Southern Illinois (1/27/11)	Most Points In 1st Half.....	49 vs. Ball State (12/9/10)
Largest Deficit.....	32 at Creighton (2/19/11)	Most Points In 2nd Half.....	46 at DePaul (12/1/10)
Largest Margin of Victory.....	38 at Southern Illinois (1/27/11)	Fewest Points In 1st Half.....	21 at Wichita State (1/16/11)
Largest Margin of Defeat.....	27 at Creighton (2/19/11)	Fewest Points In 2nd Half.....	21 at Creighton (2/19/11)
Smallest Margin of Victory.....	7 Twice	Most Points Allowed in 1st Half.....	56 at DePaul (12/1/10)
Smallest Margin of Defeat.....	3 Twice	Most Points Allowed in 2nd Half.....	44 at DePaul (12/1/10)
Largest Deficit Overcome In a Win.....	13 vs. UIC (12/4/10)	Fewest Points Allowed in 1st Half.....	15 at Southern Illinois (1/27/11)
Largest Lead In a Loss.....	7 at South Dakota State (11/24/10)	Fewest Points Allowed in 2nd Half.....	13 at Southern Illinois (1/27/11)
Largest Halftime Lead.....	31 at Southern Illinois (1/27/11)	Highest Shooting Pct. In 1st Half.....	.600 (18-30) vs. Milwaukee (12/28/10)
Largest Halftime Deficit.....	19 Twice	Highest Shooting Pct. In 2nd Half.....	.654 (17-26) at DePaul (12/1/10)
Smallest Halftime Lead.....	1 at South Dakota State (11/24/10)	Lowest Shooting Pct. In 1st Half.....	.265 (9-34) at Indiana State (1/8/11)
Smallest Halftime Deficit.....	1 vs. Indiana State (2/5/11)	Lowest Shooting Pct. In 2nd Half.....	.160 (4-25) at Creighton (2/19/11)
Number of Times Leading at Half.....	16		
Number of Times Trailing at Half.....	9		
Number of Times Tied at Half.....	2		

LAST TIME THAT....

ILLINOIS STATE INDIVIDUAL

Scored 40 points..... Caryn Brune (43) vs. Marquette (12/11/92)
 Scored 30 points..... Ashleen Bracey (32) at Drake (3/6/10)
 Scored 25 points..... Ashleen Bracey (26) at Southern Illinois (2/20/10)
 Made 15 field goals..... Caryn Brune (16) vs. Marquette (12/11/92)
 Made 10 field goals..... Two Players (10) vs. Southern Illinois (2/27/11)
 Made 5 three-point field goals..... Ashleen Bracey (5) vs. Indiana State (2/6/10)
 Made 10 free throws..... Shala Jackson (11), at Wichita State (1/16/11)
 Attempted 15 field goals..... Emily Hanley (15) vs. Southern Illinois (2/27/11)
 Attempted 10 three-point field goals..... Kristi Cirone (12) vs. Bradley (2/26/09)
 Attempted 15 free throws..... Kristi Cirone (16) vs. Ball State (12/6/06)
 Attempted 10 free throws..... Emily Hanley (10) vs. Wichita State (2/10/11)
 Had 20 rebounds..... Kenyatta Shelton (22) vs. Illinois-Chicago (12/4/10)
 Had 15 rebounds..... Kenyatta Shelton (16) vs. UAB (12/21/10)
 Had 10 rebounds..... Hannah Spanich (10) vs. Evansville (2/24/11)
 Posted a double-double..... Hannah Spanich vs. Evansville (2/24/11)
 (10 points, 10 rebounds)
 Posted a triple-double..... Tami Baalke at Western Illinois (2/22/91)
 (15 points, 10 rebounds, 11 assists)
 Had 10 assists..... Amanda Clifton (10) vs. Missouri State (2/12/11)
 Had 5 steals..... Amanda Clifton (6) vs. Evansville (2/24/11)
 Had 5 blocks..... Hannah Spanich (5) at Northern Illinois (1/3/11)

ILLINOIS STATE TEAM

Scored 100 points..... 101 vs. Eastern Illinois (11/28/06)
 Scored 90 points..... 94 vs. UIC (12/4/10)
 Scored 80 points..... 87 vs. Southern Illinois (2/27/11)
 Scored less than 50 points..... 44 at Creighton (2/19/11)
 Scored less than 40 points..... 36 at Bradley (1/6/02)
 Scored 50 points in a half..... 53 (2nd) vs. Southern Illinois (2/27/11)
 Scored less than 20 points in a half..... 16 (1st) vs. California (4/1/10)
 Made 50 field goals..... 50 vs. Loyola (2/2/78)
 Made 40 field goals..... 30 vs. Western Michigan (12/21/08)
 Made 30 field goals..... 34 vs. Southern Illinois (2/27/11)
 Made 15 3-pt. field goals..... 15 vs. Eastern Illinois (11/28/06)
 Made 10 3-pt. field goals..... 10 vs. Kansas (3/25/10)
 Made 30 free throws..... 31 vs. Northern Iowa (1/2/04)
 Made 20 free throws..... 20 at Wichita State (1/16/11)
 Made 15 free throws..... 15 vs. Southern Illinois (2/27/11)
 Had 60 rebounds..... 66 vs. Fairleigh Dickinson (12/4/93)
 Had 50 rebounds..... 51 vs. Ball State (12/9/10)
 Had 40 rebounds..... 40 vs. Southern Illinois (2/27/11)
 Had 30 assists..... 32 at Western Illinois (1/20/90)
 Had 20 assists..... 20 vs. Indiana State (3/12/10)
 Committed less than 10 turnovers..... 6 at Kansas (4/1/09)
 Committed more than 20 turnovers..... 21 at Missouri State (1/11/11)
 Had 20 steals..... 20 vs. Howard (12/2/94)
 Had 10 steals..... 13 vs. Southern Illinois (2/27/11)
 Had 10 blocks..... 10 vs. Drake (1/22/11)
 Had 5 blocks..... 5 at Drake (2/17/11)
 Two players scored 30 points..... Never happened
 Three players scored 20 points..... at Bradley (2/7/98)
 Jenny Schmidt (28), Corinne Vossel (23), Valerie Trame (20)
 Two players scored 20 points..... vs. Southern Illinois (2/27/11)
 Emily Hanley (24), Katie Broadway (22)
 Six players scored in double-figures..... vs. Eastern Michigan (12/6/08)
 Kristi Cirone (14), Katie Broadway (13), Ashleen Bracey (11),
 Emily Hanley (10), Shala Jackson (10), Nicole Lewis (10)
 Five players scored in double-figures..... at Southern Illinois (1/27/11)
 Candace Sykes (13), Hannah Spanich (12), Megan Grace (11), Emily Hanley (11), Shala Jackson (10)
 Four players scored in double-figures..... vs. Missouri State (2/12/11)
 Katie Broadway (19), Emily Hanley (17), Shala Jackson (14), Amanda Clifton (11)
 Three players scored in double-figures..... vs. Southern Illinois (2/27/11)
 Emily Hanley (24), Katie Broadway (22), Kenyatta Shelton (10)

OPPONENT INDIVIDUAL

Scored 40 points..... Kendra Wecker (41), Kansas State (11/26/04)
 Scored 30 points..... Keisha Hampton (30), DePaul (12/1/10)
 Scored 25 points..... Kristin Turk (26), Drake (2/17/11)
 Made 15 field goals..... Amy Swisher (15), Northern Iowa (2/9/03)
 Made 10 field goals..... Keisha Hampton (10), DePaul (12/1/10)
 Made 5 three-point field goals..... Tahnee Robinson (6), Nevada (12/20/10)
 Made 10 free throws..... Shameia Green (13), UIC (12/4/10)
 Attempted 15 field goals..... Katrina Swingler (17), Southern Illinois (2/27/11)
 Attempted 10 three-point field goals..... Teri Oliver (10), Southern Illinois (2/27/11)
 Attempted 15 free throws..... Kachine Alexander (13), Iowa (11/15/09)
 Attempted 10 free throws..... Teri Oliver (10), Southern Illinois (2/27/11)
 Had 20 rebounds.....
 Had 15 rebounds..... Rachael Hackbarth (17), Drake (2/17/11)
 Had 10 rebounds..... Jazmien Gordon (10), Wichita State (2/10/11)
 Posted a double-double..... Rachael Hackbarth, Drake (2/17/11)
 (16 points, 17 rebounds)
 Posted a triple-double..... Never happened
 Had 10 assists..... Jacie Hoyt (13), Wichita State (1/17/09)
 Had 5 steals..... Kim Roberson (5), Indiana (3/29/09)
 Had 5 blocks..... Cici Shannon (6), Southern Illinois (1/27/11)

OPPONENT TEAM

Scored 100 points..... 100, DePaul (12/1/10)
 Scored 90 points..... 92, Green Bay (12/22/06)
 Scored 80 points..... 87, Nevada (12/20/10)
 Scored less than 50 points..... 43, Creighton (1/1/09)
 Scored less than 40 points..... 38, UW-Milwaukee (12/15/09)
 Scored 50 points in a half..... 56 (1st), DePaul (12/1/10)
 Scored less than 20 points in a half..... 18 (2nd), Evansville (2/24/11)
 Made 50 field goals..... Never happened
 Made 40 field goals..... 41, Kansas State (11/26/04)
 Made 30 field goals..... 32, Nevada (12/20/10)
 Made 15 3-Pt. field goals..... Never happened
 Made 10 3-Pt. field goals..... 11, Northern Iowa (2/28/10)
 Made 30 free throws..... 31, Green Bay (12/22/06)
 Made 20 free throws..... 22, Indiana State (1/8/11)
 Made 15 free throws..... 19, Southern Illinois (2/27/11)
 Had 60 rebounds..... 60, Rice (3/15/07)
 Had 50 rebounds..... 53, Creighton (3/7/09)
 Had 40 rebounds..... 42, Drake (2/17/11)
 Had 30 assists..... Never happened
 Had 20 assists..... 22, DePaul (12/1/10)
 Committed less than 10 turnovers..... 9, UIC (12/4/10)
 Committed more than 20 turnovers..... 22, Southern Illinois (2/27/11)
 Had 20 steals..... 20, Evansville (12/31/99)
 Had 10 steals..... 10, Creighton (2/19/11)
 Had 10 blocks..... 10, Southern Illinois (1/27/11)
 Had 5 blocks..... 7, Evansville (2/24/11)
 Two players scored 30 points..... Northern Iowa (2/17/05)
 Jessie Biggs (34), Emily Berry (33)
 Three players scored 20 points..... Drake (3/5/95)
 Tricia Wakely (27), Kristi Kinne (21), Julie Rittgers (20)
 Two players scored 20 points..... Northern Iowa (2/28/10)
 Lizzie Boeck (21), Erin Brocka (21)
 Six players scored in double-figures..... Green Bay (12/22/06)
 Rachel Porath (16), Nicole Soulis (14), Lavesa Glover (13),
 Kati Harty (13), Natalie Berglin (12), Erin Templin (10)
 Five players scored in double-figures..... Southern Illinois (1/21/10)
 Christine Presswood (25), Katrina Swingler (15), Katerina Garcia (13), Teri Oliver (11), Stephany Neptune (10)
 Four players scored in double-figures..... Northern Iowa (1/1/11)
 Lizzie Boeck (15), Katelin Olney (12), Jacqui Kalin (11), Rachel Madrigal (11)
 Three players scored in double-figures..... Southern Illinois (2/27/11)
 Katrina Swingler (18), Teri Oliver (17), Brooke Lemar (11)



ALEXIS JENKINS

GUARD // SO // 5-7 // CHICAGO // UNIVERSITY

- Scored eight points against Southern Illinois (2/27). Made her first three-pointer in 12 games.
- Scored a season-high 11 points and grabbed a career-high six rebounds against Northern Iowa (1/1).
- Recorded 10 points and five rebounds against Ball State (12/9). Made both three-point attempts.
- Scored seven points, making a season-best two three-pointers, at DePaul (12/1/10).
- Scored nine points on 4-of-7 shooting against Eastern Illinois (11/18). Made three fastbreak layups.
- Scored eight points, all in the second half, and grabbed three rebounds at Illinois (11/12).

1

JENKINS' HIGHS

POINTS

Season: 11 vs. UNI (1/1/11)

Career: 21 vs. UNI (2/28/10)

REBOUNDS

Season: 6 vs. UNI (1/1/11)

Career: 6 vs. UNI (1/1/11)

ASSISTS

Season: 3 Four times

Career: 5 vs. UNI (2/28/10)

BLOCKS

Season: 1 vs. Indiana State (2/5/11)

Career: 1 Three times

STEALS

Season: 2 Four times

Career: 3 vs. Bradley (2/25/10)

..... vs. UNI (2/28/10)

FIELD GOALS

Season: 5 vs. UNI (1/1/11)

Career: 8 vs. UNI (2/28/10)

FIELD GOAL ATTEMPTS

Season: 9 vs. Milwaukee (12/28/10)

Career: 9 Twice

3-PT. FIELD GOALS

Season: 2 Twice

Career: 3 vs. UNI (2/28/10)

3-PT. FIELD GOAL ATTEMPTS

Season: 3 Twice

Career: 3 Four times

FREE THROWS

Season: 3 Twice

Career: 5 vs. Northern Illinois (12/4/09)

..... at Wichita State (1/18/10)

FREE THROW ATTEMPTS

Season: 4 vs. Nevada (12/20/10)

Career: 6 vs. Northern Illinois (12/4/09)

..... at Wichita State (1/18/10)

MINUTES

Season: 26 vs. UNI (1/1/11)

Career: 29 vs. UNI (2/28/10)

JENKINS GAME-BY-GAME

DATE	OPPONENT	MIN.	FG	3-PT	FT	O-D	TOT	PF	A	TO	B	S	TP
11/12	at Illinois	16	3-4	0-0	2-2	0-3	3	0	0	0	0	0	8
11/18	Eastern Illinois	16	4-7	0-1	1-2	0-2	2	0	1	0	0	1	9
11/20	SIU Edwardsville	15	2-2	0-0	0-1	1-2	3	0	1	1	0	0	4
11/24	at South Dakota State	15	2-5	0-1	0-0	0-0	0	2	1	2	0	0	4
12/1	at DePaul	14	2-4	2-3	1-1	0-1	1	3	2	2	0	2	7
12/4	Illinois-Chicago	16	0-1	0-1	0-0	1-0	1	1	3	1	0	0	0
12/9	Ball State	16	4-7	2-2	0-0	2-3	5	1	1	1	0	0	10
12/20	vs. Nevada	20	0-6	0-1	3-4	0-1	1	0	2	1	0	2	3
12/21	vs. Alabama-Birmingham	9	1-2	0-0	2-2	1-1	2	2	1	1	0	0	4
12/28	Milwaukee	15	3-9	1-3	0-0	2-1	3	1	0	2	0	1	7
12/30	Bradley *	14	3-3	1-1	2-2	0-1	1	1	3	1	0	2	9
1/1	Northern Iowa *	26	5-7	1-1	0-0	3-3	6	1	2	0	0	0	11
1/3	at Northern Illinois	22	2-7	0-2	0-0	0-0	0	1	3	3	0	0	4
1/8	at Indiana State *	13	1-2	0-0	0-0	0-0	0	3	0	0	0	0	2
1/11	at Missouri State *	16	2-3	1-1	1-1	0-1	1	1	2	4	0	0	6
1/16	at Wichita State *	6	0-1	0-0	0-0	0-0	0	1	1	0	0	0	0
1/20	Creighton *	14	0-0	0-0	0-0	0-0	0	0	0	1	0	0	0
1/22	Drake *	19	1-6	0-2	0-0	0-1	1	1	0	0	0	0	2
1/27	at Southern Illinois*	17	1-5	0-1	0-0	1-3	4	0	1	2	0	2	2
1/29	at Evansville *	17	2-5	0-0	0-0	0-1	1	2	0	1	0	0	4
2/5	Indiana State *	15	1-1	0-0	2-2	0-0	0	3	1	3	1	0	4
2/10	Wichita State *	9	0-1	0-0	0-0	0-2	2	2	0	2	0	1	0
2/12	Missouri State *	8	1-2	0-0	0-0	0-0	0	2	0	0	0	0	2
2/17	at Drake *	7	1-2	0-1	0-0	0-1	1	1	1	1	0	0	2
2/19	at Creighton *	10	1-3	0-0	1-1	1-0	1	0	0	1	0	0	3
2/24	Evansville *	13	2-5	0-0	1-2	2-0	2	1	1	2	0	1	5
2/27	Southern Illinois *	12	2-3	1-1	3-3	1-0	1	1	1	2	0	1	8
3/3	at Bradley *												
3/5	at Northern Iowa *												

* Game Started

* Missouri Valley Conference Game

** State Farm MVC Tournament

JENKINS' CAREER STATS

Season	gp-gs	min/avg	Total		3-Point		F-Throws		Rebounds				Scoring							
			fg-fga	pct	fg-fga	pct	ft-fa	pct	off	def	tot	avg	pf	fo	ast	to	blk	stl	pts	avg
2009-10	36-0	397/11.0	33-82	.402	9-30	.300	28-38	.737	3	34	37	1.0	30	0	37	39	2	15	103	2.9
2010-11	27-0	386/14.3	44-100	.440	9-22	.409	19-23	.826	15	26	41	1.5	30	0	31	34	1	13	116	4.3
TOTAL	63-0	783/12.4	77-182	.423	18-52	.346	47-61	.770	18	60	78	1.2	60	0	68	73	3	28	219	3.5



3

CANDACE SYKES

GUARD // SO-TR // 5-9 // ST. ANNE, ILL. // MOMENCE/ALABAMA

- Scored nine points on 4-of-5 shooting at Drake (2/17).
- Led the Redbirds with 13 points at Southern Illinois (1/27), making a season-high five field goals and three three-pointers.
- The only Redbird to score in double-figures at Indiana State (1/8), netting 12 points on 4-of-6 shooting. Tied her season-high with two three-pointers.
- Scored nine points, making two three-pointers, at DePaul (12/1).
- Scored a game-high 14 points off the bench against Eastern Illinois (11/18).
- Made her Illinois State debut against Illinois (11/12), playing four minutes.
- Granted an SLR waiver by the NCAA (11/4), allowing her to begin playing at the start of the 2010-11 season. She would have had to sit out until the Caribbean Challenge to satisfy NCAA transfer eligibility requirements.
- Transferred to Illinois State in January 2010 from Alabama.

SYKES' HIGHS

POINTS

Season:14vs. Eastern Illinois (11/18/10)

Career:.....16vs. Tennessee Tech (11/13/09)

REBOUNDS

Season:4vs. Indiana State (2/5/11)

Career:.....6vs. Jackson State (11/17/09)

ASSISTS

Season:1Three times

Career:.....2Three times

BLOCKS

Season:2vs. Bradley (12/30/10)

Career:.....4vs. Jackson State (11/17/09)

STEALS

Season:2at Missouri State (1/11/11)

Career:.....2Three times

FIELD GOALS

Season:5at Southern Illinois (1/27/11)

Career:.....6vs. Tennessee Tech (11/13/09)

FIELD GOAL ATTEMPTS

Season:8at Southern Illinois (1/27/11)

Career:.....14vs. Tennessee Tech (11/13/09)

3-PT. FIELD GOALS

Season:3at Southern Illinois (1/27/11)

Career:.....4vs. Tennessee Tech (11/13/09)

3-PT. FIELD GOAL ATTEMPTS

Season:4at Southern Illinois (1/27/11)

Career:.....7vs. Tennessee Tech (11/13/09)

FREE THROWS

Season:4vs. Eastern Illinois (11/18/10)

Career:.....4vs. Eastern Illinois (11/18/10)

FREE THROW ATTEMPTS

Season:4vs. Eastern Illinois (11/18/10)

Career:.....4Twice

MINUTES

Season:20Twice

Career:.....24vs. Tennessee Tech (11/13/09)

SYKES GAME-BY-GAME

DATE	OPPONENT	MIN.	FG	3-PT	FT	O-D	TOT	PF	A	TO	B	S	TP
11/12	at Illinois	4	0-0	0-0	0-0	0-0	0	1	0	0	0	0	0
11/18	Eastern Illinois	16	4-7	2-3	4-4	1-2	3	0	0	1	1	0	14
11/20	SIU Edwardsville	10	1-2	0-1	2-2	1-2	3	1	0	0	1	0	4
11/24	at South Dakota State	2	0-0	0-0	0-1	0-0	0	0	0	1	0	0	0
12/1	at DePaul	10	3-3	2-2	1-3	0-0	0	2	1	2	1	0	9
12/4	Illinois-Chicago	5	0-1	0-1	0-0	0-1	1	1	0	1	0	0	0
12/9	Ball State	8	0-2	0-1	1-2	1-2	3	0	0	0	0	1	1
12/20	vs. Nevada	13	1-5	1-2	0-0	0-1	1	1	1	1	0	0	3
12/21	vs. Alabama-Birmingham	3	0-0	0-0	0-0	0-1	1	0	0	1	0	0	0
12/28	Milwaukee	3	1-3	0-2	0-0	0-1	1	1	0	2	0	0	2
12/30	Bradley *	17	2-7	1-3	0-0	1-0	1	2	1	1	2	0	5
1/1	Northern Iowa *	3	0-1	0-0	0-0	0-0	0	0	0	0	0	0	0
1/3	at Northern Illinois	17	2-3	1-1	0-0	1-2	3	3	0	1	0	0	5
1/8	at Indiana State *	20	4-6	2-3	2-2	2-1	3	2	0	1	0	0	12
1/11	at Missouri State *	12	1-6	0-2	0-2	0-1	1	3	0	1	0	2	2
1/16	at Wichita State *	12	0-1	0-0	0-0	0-3	3	1	0	0	0	1	0
1/20	Creighton *	9	1-2	0-0	0-0	0-1	1	1	0	0	0	0	2
1/22	Drake *	6	2-2	0-0	0-0	1-1	2	0	0	1	0	0	4
1/27	at Southern Illinois*	20	5-8	3-4	0-0	0-2	2	2	1	2	0	1	13
1/29	at Evansville *	17	2-5	0-0	0-0	0-1	1	2	0	1	0	0	4
2/5	Indiana State *	14	2-2	0-0	1-1	1-3	4	0	0	0	1	1	5
2/10	Wichita State *	4	0-1	0-1	0-0	1-0	1	0	0	0	0	0	0
2/12	Missouri State *	Did Not Play - Coach's Decision											
2/17	at Drake *	15	4-5	1-1	0-0	0-2	2	3	0	1	0	1	9
2/19	at Creighton *	10	0-3	0-1	2-2	0-0	0	0	0	0	0	0	2
2/24	Evansville *	5	0-3	0-1	0-0	0-1	1	0	0	1	0	0	0
2/27	Southern Illinois *	9	0-0	0-0	0-0	0-2	2	0	0	0	0	1	0
3/3	at Bradley *												
3/5	at Northern Iowa *												

* Game Started

* Missouri Valley Conference Game

** State Farm MVC Tournament

SYKES' CAREER STATS

Season	gp-gs	min/avg	Total		3-Point		F-Throws		Rebounds				Scoring							
			fg-fga	pct	fg-fga	pct	ft-fa	pct	off	def	tot	avg	pf	fo	ast	to	blk	stl	pts	avg
2009-10*	8-0	100/12.5	12-40	.300	6-17	.353	4-8	.500	4	12	16	2.0	10	0	5	9	6	5	34	4.3
2010-11	26-0	263/10.1	35-78	.449	13-29	.448	13-17	.765	10	30	40	1.5	28	0	4	19	6	8	96	3.7
TOTAL	26-0	263/10.1	35-78	.449	13-29	.448	13-17	.765	10	30	40	1.5	28	0	4	19	6	8	96	3.7
All*	34-0	363/10.7	47-118	.398	19-46	.413	17-25	.680	14	42	56	1.6	38	0	9	28	12	13	130	3.8



CHLOE NELSON

GUARD // FR // 5-8 // FLORISSANT, Mo. // INCARNATE WORD ACADEMY

- Made a career-best two free throws and had her first-career steal against Indiana State (2/5).
- Tied her career-high with four points at Southern Illinois (1/27), making her first three-pointer and free throw.
- Made her collegiate debut against Eastern Illinois (11/18), recording four points, two assists and two rebounds in 14 minutes.

4

NELSON'S HIGHS

POINTS

Season:4 Twice

Career:4 Twice

REBOUNDS

Season:2vs. Eastern Illinois (11/18/10)

Career:2vs. Eastern Illinois (11/18/10)

ASSISTS

Season:2vs. Eastern Illinois (11/18/10)

Career:2vs. Eastern Illinois (11/18/10)

BLOCKS

Season:0vs. Eastern Illinois (11/18/10)

Career:0vs. Eastern Illinois (11/18/10)

STEALS

Season:1vs. Eastern Illinois (11/18/10)

Career:1vs. Eastern Illinois (11/18/10)

FIELD GOALS

Season:2vs. Eastern Illinois (11/18/10)

Career:2vs. Eastern Illinois (11/18/10)

FIELD GOAL ATTEMPTS

Season:4vs. Eastern Illinois (11/18/10)

Career:4vs. Eastern Illinois (11/18/10)

3-PT. FIELD GOALS

Season:1at Southern Illinois (1/27/11)

Career:1at Southern Illinois (1/27/11)

3-PT. FIELD GOAL ATTEMPTS

Season:1vs. Eastern Illinois (11/18/10)

Career:1vs. Eastern Illinois (11/18/10)

FREE THROWS

Season:2vs. Indiana State (2/5/11)

Career:2vs. Indiana State (2/5/11)

FREE THROW ATTEMPTS

Season:2vs. Eastern Illinois (11/18/10)

Career:2vs. Eastern Illinois (11/18/10)

MINUTES

Season:14vs. Eastern Illinois (11/18/10)

Career:14vs. Eastern Illinois (11/18/10)

NELSON GAME-BY-GAME

DATE	OPPONENT	MIN.	FG	3-PT	FT	O-D	TOT	PF	A	TO	B	S	TP
11/12	at Illinois												
				Did Not Play - Coach's Decision									
11/18	Eastern Illinois	14	2-4	0-1	0-0	1-1	2	1	2	1	0	0	4
11/20	SIU Edwardsville			Did Not Play - Coach's Decision									
11/24	at South Dakota State			Did Not Play - Coach's Decision									
12/1	at DePaul	3	0-0	0-0	0-0	0-0	0	1	0	1	0	0	0
12/4	Illinois-Chicago	1	0-0	0-0	0-0	0-0	0	0	0	0	0	0	0
12/9	Ball State	7	0-0	0-0	0-0	0-0	0	1	0	0	0	0	0
12/20	vs. Nevada			Did Not Play - Coach's Decision									
12/21	vs. Alabama-Birmingham	1	0-0	0-0	0-0	0-0	0	1	0	0	0	0	0
12/28	Milwaukee			Did Not Play - Coach's Decision									
12/30	Bradley *	1	0-0	0-0	0-0	0-0	0	0	0	0	0	0	0
1/1	Northern Iowa *			Did Not Play - Coach's Decision									
1/3	at Northern Illinois	4	0-0	0-0	0-0	0-1	1	0	0	0	0	0	0
1/8	at Indiana State *			Did Not Play - Coach's Decision									
1/11	at Missouri State *	3	0-0	0-0	0-0	0-0	0	0	0	0	0	0	0
1/16	at Wichita State *			Did Not Play - Coach's Decision									
1/20	Creighton *			Did Not Play - Coach's Decision									
1/22	Drake *	1	0-0	0-0	0-0	0-0	0	1	0	0	0	0	0
1/27	at Southern Illinois*	7	1-3	1-1	1-2	0-0	0	0	1	0	0	0	4
1/29	at Evansville *			Did Not Play - Coach's Decision									
2/5	Indiana State *	3	0-0	0-0	2-2	0-0	0	0	0	0	0	1	2
2/10	Wichita State *			Did Not Play - Coach's Decision									
2/12	Missouri State *	1	0-0	0-0	0-0	0-0	0	0	0	0	0	0	0
2/17	at Drake *			Did Not Play - Coach's Decision									
2/19	at Creighton *	2	0-0	0-0	0-0	0-0	0	0	0	0	0	0	0
2/24	Evansville *			Did Not Play - Coach's Decision									
2/27	Southern Illinois *	1	0-0	0-0	0-0	0-0	0	1	0	0	0	0	0
3/3	at Bradley *			Did Not Play - Coach's Decision									
3/5	at Northern Iowa *			Did Not Play - Coach's Decision									

- Game Started

* Missouri Valley Conference Game

** State Farm MVC Tournament

NELSON'S CAREER STATS

Season	gp-gs	min/avg	Total		3-Point		F-Throws		Rebounds				Scoring							
			fg-fga	pct	fg-fga	pct	ft-fta	pct	off	def	tot	avg	pf	fo	ast	to	blk	stl	pts	avg
2010-11	14-0	49/3.5	3-7	.429	1-2	.500	3-4	.750	1	2	3	0.2	6	0	3	2	0	2	10	0.7
TOTAL	14-0	49/3.5	3-7	.429	1-2	.500	3-4	.750	1	2	3	0.2	6	0	3	2	0	2	10	0.7



AMANDA CLIFTON

GUARD // SR // 5-8 // ROCK ISLAND, ILL. // ALLEMAN CATHOLIC

14

CLIFTON'S HIGHS

POINTS

Season:14vs. Nevada (12/20/10)

Career:.....14vs. Nevada (12/20/10)

REBOUNDS

Season:6 Twice

Career:.....6 Four times

ASSISTS

Season:10 vs. Missouri State (2/12/11)

Career:.....10 vs. Missouri State (2/12/11)

BLOCKS

Season:2 at Drake (2/17/11)

Career:.....2 Twice

STEALS

Season:6 vs. Evansville (2/24/11)

Career:.....6 vs. DePaul (12/28/09)

FIELD GOALS

Season:6 vs. Nevada (12/20/10)

Career:.....6 vs. Nevada (12/20/10)

FIELD GOAL ATTEMPTS

Season:9 Twice

Career:.....11 ..vs. Southern Illinois (1/21/10)

3-PT. FIELD GOALS

Season:2vs. Bradley (12/30/10)

Career:.....2 Twice

3-PT. FIELD GOAL ATTEMPTS

Season:3vs. Bradley (12/30/10)

Career:.....3 Four times

FREE THROWS

Season:6 vs. UIC (12/4/10)

Career:.....6 vs. UIC (12/4/10)

FREE THROW ATTEMPTS

Season:8 vs. UIC (12/4/10)

Career:.....8 vs. UIC (12/4/10)

MINUTES

Season:42 vs. UAB (12/21/10)

Career:.....42 vs. UAB (12/21/10)

- Averaging 6.7 assists and 3.3 steals in the last three games.
- Led the Redbirds with 11 points to go along with seven assists, a career-high six steals, and four rebounds against Evansville (2/24/11).
- Dished out nine assists, tied her season-high with five steals and tied her career-high with two blocks at Drake (2/17).
- Recorded her first-career double-double with 11 points and a career-high 10 assists against Missouri State (2/12). First Redbird to record a point-assist double-double since Kristi Cirone had 21 points and 11 assists against Wichita Stats Feb. 14, 2009.
- Currently more than doubling her career scoring average from her first three seasons (2.0 ppg). Scored double-digit points three times this season after scoring in double-figures just twice in her first three years.
- Had a season-high five assists at Evansville (1/29).
- Tied her career-high with nine assists at Missouri State (1/11).
- Scored 11 points in consecutive games against Milwaukee (12/28) and Bradley (12/30); her first-career consecutive double-digit scoring efforts. Also had 12 assists combined in the two games
- Scored a career-high 14 points on 6-of-9 shooting against Nevada (12/20).
- Dished out a career-high nine assists against Ball State (12/9). Also had four rebounds.
- Scored nine points on 4-of-8 shooting at DePaul (12/1).
- Made her first three-point attempt of the season against Eastern Illinois (11/20).
- Tied her career-high with six assists in a career-high 38 minutes at Illinois (11/12).

CLIFTON GAME-BY-GAME

DATE	OPPONENT	MIN.	FG	3-PT	FT	O-D	TOT	PF	A	TO	B	S	TP
11/12	at Illinois	• 38	1-2	0-0	3-4	0-3	3	0	6	5	0	1	5
11/18	Eastern Illinois	• 18	1-1	1-1	0-0	2-1	3	2	2	0	0	4	3
11/20	SIU Edwardsville	• 32	1-3	0-0	0-0	0-2	2	2	5	3	0	2	2
11/24	at South Dakota State	• 35	0-5	0-0	2-4	1-2	3	4	4	3	0	4	2
12/1	at DePaul	• 31	4-8	0-1	1-2	2-2	4	4	2	2	0	3	9
12/4	Illinois-Chicago	• 32	1-3	0-1	6-8	1-2	3	4	6	1	1	0	8
12/9	Ball State	• 31	3-4	0-0	0-0	0-4	4	2	9	3	1	3	6
12/20	vs. Nevada	• 27	6-9	0-0	2-4	0-2	2	2	3	1	0	1	14
12/21	vs. UAB	• 42	1-3	1-1	0-2	0-3	3	2	4	3	0	0	3
12/28	Milwaukee	• 31	5-8	0-2	1-5	0-2	2	2	7	4	1	0	11
12/30	Bradley *	• 31	3-4	2-3	3-4	0-1	1	1	5	2	0	3	11
1/1	Northern Iowa *	• 31	3-6	0-2	0-2	0-5	5	4	5	1	0	4	6
1/3	at Northern Illinois	• 19	1-3	0-0	2-2	0-3	3	4	2	1	1	3	4
1/8	at Indiana State *	• 32	1-4	1-2	1-2	0-1	1	2	3	2	0	4	4
1/11	at Missouri State *	• 35	2-4	0-0	0-0	1-3	4	1	9	5	0	2	4
1/16	at Wichita State *	• 40	4-9	0-1	1-2	1-1	2	1	5	4	1	1	9
1/20	Creighton *	• 32	2-5	0-2	2-2	0-3	3	2	7	1	0	3	6
1/22	Drake *	• 32	3-6	0-0	1-2	2-3	5	3	6	3	0	4	7
1/27	at Southern Illinois*	• 20	2-5	0-1	0-0	1-0	1	2	2	0	0	2	4
1/29	at Evansville *	• 28	1-3	0-0	0-1	1-5	6	2	3	5	0	5	2
2/5	Indiana State *	• 24	1-4	0-0	0-2	0-0	0	2	4	1	0	1	2
2/10	Wichita State *	• 33	2-5	0-1	2-2	1-2	3	2	6	2	0	0	6
2/12	Missouri State *	• 37	4-8	1-1	2-2	1-5	6	1	10	2	1	3	11
2/17	at Drake *	• 33	1-3	0-0	2-2	1-2	3	1	9	4	2	5	4
2/19	at Creighton *	• 33	1-5	0-0	1-1	0-2	2	1	1	3	0	2	3
2/24	Evansville *	• 37	4-4	0-0	3-4	0-4	4	0	7	5	0	6	11
2/27	Southern Illinois *	• 34	4-8	0-0	0-1	0-3	3	2	6	3	1	4	8
3/3	at Bradley *												
3/5	at Northern Iowa *												

• Game Started

* Missouri Valley Conference Game

** State Farm MVC Tournament

CLIFTON'S CAREER STATS

Season	gp-gs	min/avg	Total		3-Point		F-Throws		Rebounds				Scoring							
			fg-fga	pct	fg-fga	pct	ft-fta	pct	off	def	tot	avg	pf	fo	ast	to	blk	stl	pts	avg
2007-08	32-0	198/6.2	10-27	.370	2-11	.182	5-11	.455	0	18	18	0.6	27	0	31	22	2	6	27	0.8
2008-09	33-4	412/12.5	18-60	.300	2-14	.143	14-22	.636	11	36	47	1.4	47	1	40	35	4	14	52	1.6
2009-10	36-36	949/26.4	43-113	.381	11-30	.367	22-32	.688	12	85	97	2.7	76	2	117	62	5	41	119	3.3
2010-11	27-27	848/31.4	62-132	.470	6-19	.316	35-60	.583	15	66	81	3.0	53	0	138	69	9	70	165	6.1
TOTAL	128-67	2407/18.8	133-332	.401	21-74	.284	76-125	.608	38	205	243	1.9	203	3	326	188	20	131	363	2.8



KATIE BROADWAY

GUARD // JR // 5-9 // BETHALTO, ILL. // CIVIC MEMORIAL

20

BROADWAY'S HIGHS

POINTS

Season:22 ..vs. Southern Illinois (2/27/11)

Career:.....22 ..vs. Southern Illinois (2/27/11)

REBOUNDS

Season:7 Twice

Career:.....7 Twice

ASSISTS

Season:2 Five times

Career:.....3vs. Robert Morris (11/22/08)

.....vs. Indiana State (2/6/10)

BLOCKS

Season:2vs. Drake (1/22/11)

Career:.....2vs. Drake (1/22/11)

STEALS

Season:2 Five times

Career:.....3at Drake (3/6/10)

FIELD GOALS

Season:10 ..vs. Southern Illinois (2/27/11)

Career:.....10 ..vs. Southern Illinois (2/27/11)

FIELD GOAL ATTEMPTS

Season:19 vs. UIC (12/4/10)

Career:.....19 vs. UIC (12/4/10)

3-PT. FIELD GOALS

Season:4Three times

Career:.....6at Indiana State (1/8/10)

3-PT. FIELD GOAL ATTEMPTS

Season:9 Twice

Career:.....9 Four times

FREE THROWS

Season:5 at SDSU (11/24/10)

Career:.....5 at SDSU (11/24/10)

FREE THROW ATTEMPTS

Season:5 Twice

Career:.....5 Three times

MINUTES

Season:39 vs. UIC (12/4/10)

Career:.....39 vs. UIC (12/4/10)

- In the six games she hasn't started, averaged 16.1 points per game, shooting 55.6 percent from the field (44-82) and 51.4 percent from three-point range (19-37). In 20 games started, averaged 11.2 points per game, shooting 36.5 percent (81-222) from the field and 32.7 percent (35-107) from three-point range.
- Scored a career-high 22 points on 10-of-12 shooting against Southern Illinois (2/27).
- Scored a game-high 19 points against Missouri State (2/12) and a game-high 17 points against Indiana State (2/5).
- Averaged 5.7 points per game, shooting .200 (5-25) from the field and .300 (3-10) from three during ISU's three-game losing streak (1/8-1/16).
- Held without a field goal against Wichita State (1/16) for the first time since the WNIT Semifinals against California.
- Broadway's two three-pointers at Missouri State (1/11) made her the ninth Redbird with 100 in her career.
- After shooting 32 percent (16-50) from the field over a four-game stretch, shot 7-for-11 and with 18 points against Northern Illinois (1/3).
- After starting the season shooting 6-for-25 (.240) from three-point range, shot 11-for-21 over a three-game span against(12/4-12/20).
- Scored 18 points against Ball State (12/9), making a season-best four three-pointers.
- Scored 17 points, tying her career-high with seven field goals, and recorded her first block against UIC (12/4). Made a jumper with 22 seconds left in regulation to tie the score and force overtime.
- Scored 14 of her 16 points against South Dakota State (11/24) in the first half. Also made a career-best five free throws on five attempts.

BROADWAY GAME-BY-GAME

DATE	OPPONENT	MIN.	FG	3-PT	FT	O-D	TOT	PF	A	TO	B	S	TP
11/12	at Illinois	• 25	2-9	0-3	1-2	0-3	3	3	0	1	0	0	5
11/18	Eastern Illinois	• 22	4-9	2-5	0-0	2-5	7	0	2	3	0	2	10
11/20	SIU Edwardsville	• 36	6-15	1-5	4-5	3-1	4	1	2	1	0	1	17
11/24	at South Dakota State	• 35	5-15	1-8	5-5	1-6	7	3	2	0	0	0	16
12/1	at DePaul	• 24	5-11	2-4	0-0	0-3	3	3	1	2	0	0	10
12/4	Illinois-Chicago	• 39	7-19	3-9	0-0	1-1	2	0	1	2	1	1	17
12/9	Ball State	• 27	6-12	4-7	2-2	1-3	4	2	1	2	0	1	18
12/20	vs. Nevada	• 30	5-9	4-5	2-2	1-2	3	4	1	3	1	1	16
12/21	vs. UAB	• 38	4-11	1-7	0-0	0-2	2	1	0	5	0	0	9
12/28	Milwaukee	• 37	4-14	3-8	0-0	1-4	5	2	0	2	1	1	11
12/30	Bradley *	• 30	5-15	2-9	3-4	1-5	6	1	1	3	0	2	15
1/1	Northern Iowa *	• 34	3-10	1-6	0-2	0-3	3	3	0	1	1	1	7
1/3	at Northern Illinois	• 32	7-11	3-5	1-2	1-4	5	1	0	2	0	2	18
1/8	at Indiana State *	• 33	2-8	1-3	0-0	1-3	4	2	1	1	0	1	5
1/11	at Missouri State *	• 32	3-11	2-5	2-2	2-3	5	0	0	1	0	0	10
1/16	at Wichita State *	• 24	0-6	0-2	2-2	1-4	5	1	1	0	0	0	2
1/20	Creighton *	25	5-6	4-4	2-2	0-1	1	3	2	5	1	1	16
1/22	Drake *	27	6-13	3-7	0-0	0-1	1	3	0	1	2	2	15
1/27	at Southern Illinois*	• 23	3-6	1-3	2-2	2-1	3	2	1	0	0	1	9
1/29	at Evansville *	• 28	3-10	2-6	0-0	1-2	3	1	0	1	0	0	8
2/5	Indiana State *	29	7-14	3-5	0-0	2-2	4	0	0	0	0	0	17
2/10	Wichita State *	35	6-11	2-6	2-3	1-2	3	2	0	2	1	0	16
2/12	Missouri State *	25	7-12	3-6	2-2	0-3	3	2	0	2	0	1	19
2/17	at Drake *	29	3-14	2-7	0-0	0-3	3	3	0	0	0	1	8
2/19	at Creighton *	• 32	4-9	2-3	3-4	0-4	4	0	2	2	0	1	13
2/24	Evansville *	• 27	3-12	0-4	0-0	0-2	2	2	0	2	0	0	6
2/27	Southern Illinois *	30	10-12	2-2	0-1	0-5	5	2	1	3	0	2	22
3/3	at Bradley *												
3/5	at Northern Iowa *												

• Game Started

* Missouri Valley Conference Game

** State Farm MVC Tournament

BROADWAY'S CAREER STATS

Season	gp-gs	min/avg	Total		3-Point		F-Throws		Rebounds				Scoring							
			fg-fga	pct	fg-fga	pct	ft-fa	pct	off	def	tot	avg	pf	fo	ast	to	blk	stl	pts	avg
2008-09	35-0	284/8.1	26-90	.289	14-55	.255	12-17	.706	11	32	43	1.2	26	0	8	24	0	10	78	2.2
2009-10	31-13	624/20.1	87-200	.435	56-133	.421	8-11	.727	14	42	56	1.8	35	0	27	22	0	15	238	7.7
2010-11	27-20	808/29.9	125-304	.411	54-144	.375	33-42	.786	22	78	100	3.7	46	0	18	46	8	23	337	12.5
TOTAL	93-33	1716/18.5	238-594	.401	124-332	.373	53-70	.757	47	152	199	2.1	107	0	53	92	8	48	653	7.0



21

KENYATTA SHELTON

FORWARD // SR-RS // 6-1 // CHICAGO // CRANETECH

- Scored 10 points and grabbed nine rebounds against Southern Illinois (2/27). Snapped a string of 20-consecutive single-digit scoring games.
- Grabbed a team-high 10 rebounds against Indiana State (2/5).
- Grabbed 11 rebounds against Drake (1/22), her first double-digit rebounding effort in nine games.
- Averaged 12.5 rebounds per game in the Caribbean Classic. Grabbed 16 rebounds against UAB (12/21).
- Recorded the first double-double since her freshman year with career-highs of 22 points and 22 rebounds against UIC (12/4). Her 22 rebounds tied for the second-highest single-game total in ISU history, matching Charlotte Lewis' total against Western Michigan in 1978. Tied her career-high with nine field goals, making her first six shots. Grabbed eight offensive rebounds and scored eight second-chance points.
- Recorded a career-high three steals at South Dakota State (11/24).
- Fell just short of a double-double with 15 points and nine rebounds against SIUE (11/20). Also had a season-high three blocks.
- Scored 10 points and grabbed five rebounds against Illinois (11/12), her first game action since 2009. Limited to 23 minutes due to foul trouble.
- Redshirted the 2009-10 season with a knee injury.

SHELTON'S HIGHS

POINTS

Season:22 vs. UIC (12/4/10)

Career:.....22 vs. UIC (12/4/10)

REBOUNDS

Season:22 vs. UIC (12/4/10)

Career:.....22 vs. UIC (12/4/10)

ASSISTS

Season:2 Nine times

Career:.....5 vs. Ball State (11/25/08)

BLOCKS

Season:3 vs. SIUE (11/20/10)

Career:.....4 vs. Rice (3/15/07)

STEALS

Season:3 Twice

Career:.....3 Twice

FIELD GOALS

Season:9 vs. UIC (12/4/10)

Career:.....9 Three times

FIELD GOAL ATTEMPTS

Season:18 at Indiana State (1/18/11)

Career:.....18 at Indiana State (1/18/11)

3-PT. FIELD GOALS

Season:1 at Evansville (1/29/11)

Career:.....1 at Evansville (1/29/11)

3-PT. FIELD GOAL ATTEMPTS

Season:1 at Evansville (1/29/11)

Career:.....1 at Evansville (1/29/11)

FREE THROWS

Season:4 Twice

Career:.....6 at Missouri State (1/25/08)

FREE THROW ATTEMPTS

Season:10 vs. Nevada (12/20/10)

Career:.....10 vs. Nevada (12/20/10)

MINUTES

Season:36 vs. UIC (12/4/10)

Career:.....36 vs. UIC (12/4/10)

SHELTON GAME-BY-GAME

DATE	OPPONENT	MIN.	FG	3-PT	FT	O-D	TOT	PF	A	TO	B	S	TP
11/12	at Illinois	• 23	5-12	0-0	0-2	0-5	5	5	2	2	0	0	10
11/18	Eastern Illinois	• 20	3-7	0-0	1-2	3-5	8	2	0	0	0	2	7
11/20	SIU Edwardsville	• 28	6-11	0-0	3-6	4-5	9	3	2	3	3	1	15
11/24	at South Dakota State	• 22	3-8	0-0	1-1	2-4	6	4	2	4	0	3	7
12/1	at DePaul	• 28	2-6	0-0	1-1	2-5	7	2	2	3	0	0	5
12/4	Illinois-Chicago	• 36	9-16	0-0	4-6	8-14	22	2	0	2	0	2	22
12/9	Ball State	• 16	2-9	0-0	2-6	1-2	3	3	0	1	1	0	6
12/20	vs. Nevada	• 20	2-5	0-0	4-10	3-6	9	5	1	0	2	1	8
12/21	vs. UAB	• 33	2-6	0-0	3-4	5-11	16	0	2	2	1	0	7
12/28	Milwaukee	• 23	3-5	0-0	2-5	3-4	7	2	2	1	1	1	8
12/30	Bradley *	• 23	3-4	0-0	3-4	0-0	0	3	0	1	1	3	9
1/1	Northern Iowa *	• 21	3-13	0-0	0-0	3-4	7	4	1	2	0	1	6
1/3	at Northern Illinois	• 21	1-6	0-0	0-0	1-1	2	0	1	1	0	0	2
1/8	at Indiana State *	• 23	4-18	0-0	1-3	4-2	6	2	1	0	0	0	9
1/11	at Missouri State *	• 18	1-5	0-0	1-2	3-3	6	2	0	2	0	1	3
1/16	at Wichita State *	• 28	2-4	0-0	1-2	1-5	6	4	1	3	1	0	5
1/20	Creighton *	• 18	3-5	0-0	2-4	3-3	6	1	2	4	0	0	8
1/22	Drake *	• 29	2-4	0-0	0-0	2-9	11	1	1	5	2	1	4
1/27	at Southern Illinois*	• 19	1-5	0-0	0-0	1-4	5	1	0	0	0	2	2
1/29	at Evansville *	• 20	2-5	0-1	0-1	1-6	7	5	1	1	2	0	4
2/5	Indiana State *	• 25	2-7	0-0	0-0	2-8	10	3	2	1	1	1	4
2/10	Wichita State *	• 30	1-2	0-0	3-8	2-6	8	3	2	4	0	1	5
2/12	Missouri State *	• 25	3-4	0-0	0-1	3-3	6	3	1	1	1	0	6
2/17	at Drake *	• 27	2-3	0-0	2-4	1-4	5	3	0	1	1	2	6
2/19	at Creighton *	• 26	1-3	0-0	0-0	2-0	2	4	0	3	0	1	2
2/24	Evansville *	• 28	1-4	0-0	0-0	0-1	1	3	0	3	1	0	2
2/27	Southern Illinois *	• 26	4-7	0-0	2-7	3-6	9	4	1	1	0	1	10
3/3	at Bradley *												
3/5	at Northern Iowa *												

• Game Started

* Missouri Valley Conference Game

** State Farm MVC Tournament

SHELTON'S CAREER STATS

Season	gp-gs	min/avg	Total		3-Point		F-Throws		Rebounds				Scoring							
			fg-fga	pct	fg-fga	pct	ft-fta	pct	off	def	tot	avg	pf	fo	ast	to	blk	stl	pts	avg
2006-07	26-17	616/23.7	106-216	.491	0-0	.000	34-68	.500	74	108	182	7.0	64	2	10	37	18	14	246	9.5
2007-08	28-0	444/15.9	45-88	.511	0-0	.000	30-53	.566	54	86	140	5.0	65	0	19	23	23	5	120	4.3
2008-09	35-7	512/14.6	42-94	.447	0-0	.000	27-48	.563	42	89	131	3.7	66	0	31	50	27	14	111	3.2
2010-11	27-27	656/24.3	73-184	.397	0-1	.000	36-79	.456	63	126	189	7.0	74	3	27	51	18	24	182	6.7
TOTAL	116-51	2228/19.2	266-582	.457	0-1	.000	127-248	.512	233	409	642	5.5	269	5	87	161	86	57	659	5.7



ALISON SEBERGER

GUARD // FR // 6-1 // GENEVA, ILL. // MONTINI CATHOLIC

- Made her first-career three-pointer against Evansville (2/27).
- Scored a putback layup against Missouri State (1/11).
- Scored a career-high six points against Ball State (12/9). Made her first-career field goal and made four free throws.
- Made her collegiate debut against Eastern Illinois (11/18). She scored her first-career point on a free throw and recorded her first-career rebounds and steal.

22

SEBERGER'S HIGHS

POINTS

Season:6vs. Ball State (12/9/10)

Career:.....6vs. Ball State (12/9/10)

REBOUNDS

Season:4vs. Eastern Illinois (11/18/10)

Career:.....4vs. Eastern Illinois (11/18/10)

ASSISTS

Season:

Career:.....

BLOCKS

Season:1vs. Bradley (12/30/10)

Career:.....1vs. Bradley (12/30/10)

STEALS

Season:1vs. Eastern Illinois (11/18/10)

Career:.....1vs. Eastern Illinois (11/18/10)

FIELD GOALS

Season:1Three times

Career:.....1Three times

FIELD GOAL ATTEMPTS

Season:4vs. Eastern Illinois (11/18/10)

Career:.....4vs. Eastern Illinois (11/18/10)

3-PT. FIELD GOALS

Season:1 ...vs. Southern Illinois (2/27/11)

Career:.....1 ...vs. Southern Illinois (2/27/11)

3-PT. FIELD GOAL ATTEMPTS

Season:2Twice

Career:.....2Twice

FREE THROWS

Season:4vs. Ball State (12/9/10)

Career:.....4vs. Ball State (12/9/10)

FREE THROW ATTEMPTS

Season:4vs. Ball State (12/9/10)

Career:.....4vs. Ball State (12/9/10)

MINUTES

Season:10 ...vs. Eastern Illinois (11/18/10)

Career:.....10 ...vs. Eastern Illinois (11/18/10)

SEBERGER GAME-BY-GAME

DATE	OPPONENT	MIN.	FG	3-PT	FT	O-D	TOT	PF	A	TO	B	S	TP
11/12	at Illinois												
				Did Not Play - Coach's Decision									
11/18	Eastern Illinois	10	0-4	0-2	1-2	1-3	4	2	0	1	0	1	1
11/20	SIU Edwardsville			Did Not Play - Coach's Decision									
11/24	at South Dakota State			Did Not Play - Coach's Decision									
12/1	at DePaul			Did Not Play - Coach's Decision									
12/4	Illinois-Chicago			Did Not Play - Coach's Decision									
12/9	Ball State	4	1-3	0-1	4-4	1-1	2	0	0	1	0	0	6
12/20	vs. Nevada			Did Not Play - Coach's Decision									
12/21	vs. Alabama-Birmingham			Did Not Play - Coach's Decision									
12/28	Milwaukee			Did Not Play - Coach's Decision									
12/30	Bradley *	1	0-0	0-0	0-0	0-0	0	0	0	1	1	0	0
1/1	Northern Iowa *			Did Not Play - Coach's Decision									
1/3	at Northern Illinois	2	0-1	0-1	2-2	0-0	0	0	0	0	0	0	2
1/8	at Indiana State *			Did Not Play - Coach's Decision									
1/11	at Missouri State *	2	1-2	0-0	0-1	0-0	0	0	0	0	0	0	2
1/16	at Wichita State *			Did Not Play - Coach's Decision									
1/20	Creighton *			Did Not Play - Coach's Decision									
1/22	Drake *	1	0-1	0-0	0-0	0-0	0	0	0	0	0	0	0
1/27	at Southern Illinois*	7	0-2	0-2	1-1	1-0	1	0	0	1	0	0	1
1/29	at Evansville *			Did Not Play - Coach's Decision									
2/5	Indiana State *	3	0-2	0-1	0-0	0-1	1	0	0	1	0	0	0
2/10	Wichita State *			Did Not Play - Coach's Decision									
2/12	Missouri State *	1	0-0	0-0	0-0	0-0	0	0	0	0	0	0	0
2/17	at Drake *			Did Not Play - Coach's Decision									
2/19	at Creighton *	2	0-0	0-0	1-2	0	0	0	0	0	0	0	1
2/24	Evansville *			Did Not Play - Coach's Decision									
2/27	Southern Illinois *	2	1-1	1-1	0-0	0-1	1	1	0	0	0	0	3
3/3	at Bradley *												
3/5	at Northern Iowa *												

- Game Started

* Missouri Valley Conference Game

** State Farm MVC Tournament

SEBERGER'S CAREER STATS

Season	gp-gs	min/avg	Total		3-Point		F-Throws		Rebounds				Scoring							
			fg-fga	pct	fg-fga	pct	ft-fta	pct	off	def	tot	avg	pf	fo	ast	to	blk	stl	pts	avg
2010-11	11-0	35/3.2	3-16	.188	1-8	.125	9-12	.750	3	6	9	0.8	3	0	0	5	1	1	16	1.5
TOTAL	11-0	35/3.2	3-16	.188	1-8	.125	9-12	.750	3	6	9	0.8	3	0	0	5	1	1	16	1.5



EMILY HANLEY

FORWARD // SR-TR // 6-0 // BLOOMINGTON, ILL. // NORMAL COMMUNITY/EASTERN MICHIGAN

24

HANLEY'S HIGHS

POINTS

Season:24 Twice
 Career:.....24 Twice

REBOUNDS

Season:13 vs. UIC (12/4/10)
 Career:.....13 vs. UIC (12/4/10)

ASSISTS

Season:2 Nine times
 Career:.....3 Five times

BLOCKS

Season:2 Twice
 Career:.....2 Sixtimes

STEALS

Season:3 at Southern Illinois (1/27/11)
 Career:.....5 at Western Carolina (12/30/06)

FIELD GOALS

Season:10 Twice
 Career:.....10 Twice

FIELD GOAL ATTEMPTS

Season:19 at Missouri State (1/11/11)
 Career:.....19 at Missouri State (1/11/11)

3-PT. FIELD GOALS

Season:2 vs. UIC (12/4/10)
 Career:.....2 Twice

3-PT. FIELD GOAL ATTEMPTS

Season:3 Four times
 Career:.....4 at Ball State (12/13/09)

FREE THROWS

Season:9 vs. Nevada (12/20/10)
 Career:.....9 vs. Nevada (12/20/10)

FREE THROW ATTEMPTS

Season:10 vs. Missouri State (2/12/11)
 Career:.....10 vs. Missouri State (2/12/11)

MINUTES

Season:39 vs. UAB (12/21/10)
 Career:.....39 vs. UAB (12/21/10)

- Leads ISU with 21 double-digit scoring games. Shot better than 50 percent in 16 of those games.
- Tied her career-highs with 24 points and 10 field goals against Southern Illinois (2/27).
- Logged her fourth double-double with 13 points and 11 rebounds, both team-highs, at Drake (2/17).
- Scored in double-figures in 10-consecutive games (1/11 - 2/17), averaging 16.1 points per game.
- Scored 22 points on career-best 10-of-19 shooting at Missouri State (1/11). Had 15 points and six rebounds in first half.
- **MVC Player of the Week (1/3/10). Prairie Farms MVC Scholar-Athlete of the Week (1/5/10).** Averaged 18.0 points and 8.3 rebounds over a three-game stretch. First-career honors.
- Registered her third double-double of the season with 22 points and 11 rebounds against Milwaukee (12/28).
- Named to the Caribbean Classic All-Tournament team, averaging 15.5 points and 7.5 rebounds per game. Made a career-best 9-of-9 free throws against Nevada.
- Recorded her second-career double-double with career-highs of 24 points and 13 rebounds in a career-best 36 minutes against UIC (12/4/10). Scored six of ISU's 12 points in overtime.
- Recorded her first-career double-double with 21 points and 11 rebounds at South Dakota State (11/24). Made a career-best 8-of-13 shots. Scored 17 points in the second half, including nine of ISU's final 16.
- Scored 11 points and grabbed seven rebounds against SIUE (11/20).
- In her first-career start, scored 14 points and grabbed eight rebounds in a career-high 35 minutes in the season-opener at Illinois (11/12).

HANLEY GAME-BY-GAME

DATE	OPPONENT	MIN.	FG	3-PT	FT	O-D	TOT	PF	A	TO	B	S	TP
11/12	at Illinois	• 35	5-8	1-1	3-5	1-7	8	3	1	4	0	0	14
11/18	Eastern Illinois	• 25	3-7	0-1	3-4	2-6	8	1	2	4	0	2	9
11/20	SIU Edwardsville	• 31	4-5	1-1	2-4	1-6	7	2	1	2	1	0	11
11/24	at South Dakota State	• 32	8-13	1-2	4-8	4-7	11	3	0	2	1	0	21
12/1	at DePaul	• 27	5-8	1-3	0-2	0-1	1	2	2	2	0	0	11
12/4	Illinois-Chicago	• 36	8-13	2-3	6-7	4-9	13	4	2	3	1	0	24
12/9	Ball State	• 26	4-9	0-3	0-0	3-4	7	3	1	1	1	0	8
12/20	vs. Nevada	• 37	5-14	0-2	9-9	4-4	8	1	0	1	1	0	19
12/21	vs. UAB	• 39	3-7	1-2	5-7	1-6	7	3	1	2	0	1	12
12/28	Milwaukee	• 30	8-10	1-1	5-6	5-6	11	2	2	1	0	0	22
12/30	Bradley *	• 32	4-8	0-1	7-7	2-6	8	2	2	1	0	0	15
1/1	Northern Iowa *	• 32	5-11	1-1	6-8	1-5	6	1	2	2	1	0	17
1/3	at Northern Illinois	• 21	3-6	0-1	2-2	2-3	5	2	1	2	0	1	8
1/8	at Indiana State *	• 21	2-10	0-1	0-1	0-2	2	5	2	2	2	1	4
1/11	at Missouri State *	• 35	10-19	0-2	2-6	4-4	8	2	1	1	1	2	22
1/16	at Wichita State *	• 37	4-9	0-0	4-8	3-3	6	4	1	4	0	0	12
1/20	Creighton *	• 36	7-12	0-1	7-8	0-8	8	0	1	1	0	1	21
1/22	Drake *	• 33	6-12	0-1	0-0	3-4	7	2	0	2	1	1	12
1/27	at Southern Illinois*	• 23	4-7	0-1	3-3	3-2	5	1	0	2	1	3	11
1/29	at Evansville *	• 32	8-10	0-1	1-2	1-6	7	3	1	2	2	0	17
2/5	Indiana State *	• 31	7-14	1-1	1-3	1-3	4	2	1	1	0	1	16
2/10	Wichita State *	• 37	8-15	0-1	4-10	1-6	7	1	0	2	0	2	20
2/12	Missouri State *	• 38	7-10	1-1	2-7	3-3	6	1	2	2	0	0	17
2/17	at Drake *	• 36	5-12	1-3	2-5	3-8	11	3	2	1	0	0	13
2/19	at Creighton *	• 30	3-12	0-1	2-2	4-5	9	2	0	3	1	1	8
2/24	Evansville *	• 24	2-5	0-0	0-4	0-2	2	2	0	0	0	0	4
2/27	Southern Illinois *	• 29	10-15	0-0	4-9	3-3	6	1	0	3	0	1	24
3/3	at Bradley *												
3/5	at Northern Iowa *												

* Game Started

* Missouri Valley Conference Game

** State Farm MVC Tournament

HANLEY'S CAREER STATS

Season	gp-gs	min/avg	Total		3-Point		F-Throws		Rebounds				Scoring							
			fg-fga	pct	fg-fga	pct	ft-fa	pct	off	def	tot	avg	pf	fo	ast	to	blk	stl	pts	avg
2006-07*	29-29	737/25.4	81-156	.519	2-7	.286	41-74	.554	71	76	147	5.1	76	2	33	48	9	32	205	7.1
2008-09	35-0	413/11.8	51-79	.646	0-0	.000	30-39	.769	35	51	86	2.5	43	0	7	18	5	7	132	3.8
2009-10	36-0	604/16.8	69-142	.486	7-23	.304	47-62	.758	44	89	133	3.7	68	0	17	39	8	15	192	5.3
2010-11	27-27	845/31.3	148-281	.527	12-36	.333	84-136	.618	59	129	188	7.0	58	1	28	53	14	17	392	14.5
TOTAL	98-27	1862/19.0	268-502	.534	19-59	.322	161-237	.679	138	269	407	4.2	169	1	52	110	27	39	716	7.3
All*	127-56	2599/20.5	349-658	.530	21-66	.318	202-311	.650	209	345	554	4.4	245	3	85	158	36	71	921	7.3



JAY STEWART

GUARD/FORWARD // SO // 5-10 // TAYLORVILLE, ILL. // TAYLORVILLE

- Grabbed a career-high two rebounds in a career-high seven minutes at Southern Illinois (1/27).
- Made her season debut with one rebound in two minutes of action against Northern Illinois (1/3).
- Suffered a broken thumb Nov. 6 and missed the first seven games of the season.

32

STEWART'S HIGHS

POINTS

Season:
 Career:.....2vs. Drake (12/31/09)

REBOUNDS

Season:2at Southern Illinois (1/27/11)
 Career:.....2at Southern Illinois (1/27/11)

ASSISTS

Season:
 Career:.....1 Four times

BLOCKS

Season:
 Career:.....

STEALS

Season:
 Career:.....

FIELD GOALS

Season:
 Career:.....1vs. Drake (12/31/09)

FIELD GOAL ATTEMPTS

Season:1vs. Indiana State (2/5/11)
 Career:.....1Six times

3-PT. FIELD GOALS

Season:
 Career:.....

3-PT. FIELD GOAL ATTEMPTS

Season:1vs. Indiana State (2/5/11)
 Career:.....1 Four times

FREE THROWS

Season:
 Career:.....

FREE THROW ATTEMPTS

Season:
 Career:.....

MINUTES

Season:7at Southern Illinois (1/27/11)
 Career:.....7at Southern Illinois (1/27/11)

STEWART GAME-BY-GAME

DATE	OPPONENT	MIN.	FG	3-PT	FT	O-D TOT	PF	A	TO	B	S	TP
11/12	at Illinois											
												Did Not Play - Injury
11/18	Eastern Illinois											
												Did Not Play - Injury
11/20	SIU Edwardsville											
												Did Not Play - Injury
11/24	at South Dakota State											
												Did Not Play - Injury
12/1	at DePaul											
												Did Not Play - Injury
12/4	Illinois-Chicago											
												Did Not Play - Injury
12/9	Ball State											
												Did Not Play - Injury
12/20	vs. Nevada											
												Did Not Play - Coach's Decision
12/21	vs. Alabama-Birmingham											
												Did Not Play - Coach's Decision
12/28	Milwaukee											
												Did Not Play - Coach's Decision
12/30	Bradley *											
												Did Not Play - Coach's Decision
1/1	Northern Iowa *											
												Did Not Play - Coach's Decision
1/3	at Northern Illinois	2	0-0	0-0	0-0	0-1 1	0	0	0	0	0	0
1/8	at Indiana State *											
												Did Not Play - Coach's Decision
1/11	at Missouri State *											
												Did Not Play - Coach's Decision
1/16	at Wichita State *											
												Did Not Play - Coach's Decision
1/20	Creighton *											
												Did Not Play - Coach's Decision
1/22	Drake *	1	0-0	0-0	0-0	0-0 0	0	0	0	0	0	0
1/27	at Southern Illinois*	7	0-0	0-0	0-0	1-1 2	0	0	0	0	0	0
1/29	at Evansville *											
												Did Not Play - Coach's Decision
2/5	Indiana State *	2	0-1	0-1	0-0	0-0 0	0	0	0	0	0	0
2/10	Wichita State *											
												Did Not Play - Coach's Decision
2/12	Missouri State *											
												Did Not Play - Coach's Decision
2/17	at Drake *											
												Did Not Play - Coach's Decision
2/19	at Creighton *	2	0-0	0-0	0-0	0-0 0	1	0	0	0	0	0
2/24	Evansville *											
												Did Not Play - Coach's Decision
2/27	Southern Illinois *	2	0-0	0-0	0-0	0-0 0	0	0	0	0	0	0
3/3	at Bradley *											
3/5	at Northern Iowa *											

* Game Started

* Missouri Valley Conference Game

** State Farm MVC Tournament

STEWART'S CAREER STATS

Season	gp-gs	min/avg	Total		3-Point		F-Throws		Rebounds				Scoring							
			fg-fga	pct	fg-fga	pct	ft-fta	pct	off	def	tot	avg	pf	fo	ast	to	blk	stl	pts	avg
2009-10	16-0	25/1.6	1-5	.200	0-3	.000	0-0	.000	0	5	5	0.3	5	0	4	4	0	0	2	0.1
2010-11	6-0	16/2.7	0-1	.000	0-1	.000	0-0	.000	1	2	3	0.5	1	0	0	0	0	0	0	0.0



33

SHALA JACKSON

GUARD/FORWARD // SR // 5-9 // FT. WAYNE, Ind. // SOUTH SIDE

- In the last four games, averaging 5.0 points and shooting 20 percent (7-35) from the field.
- Made a fastbreak layup at the end of the first half against Evansville (2/24), making her the 26th player in ISU history to score, 1,000 points.
- Scored in double-figures in eight-consecutive games (1/16 - 2/12), averaging 13.1 points per game.
- Grabbed a season-high eight rebounds against Indiana State (2/5).
- Led ISU with a career-high five steals at Southern Illinois (1/27).
- Made her first start of the season against Creighton (1/20), scoring 10 points.
- Scored a career-high 25 points at Wichita State (1/16). Scored 20 points in the second half, including 12 of ISU's first 16. Made a career-high 11 free throws, including nine-straight in the second half, but missed the first of two with five seconds left that could have tied the game.
- Scored 15 points against UAB (12/21). Had nine points in the first half before committing her fourth foul.
- Scored in double-figures in three-straight games, netting 14 at South Dakota State (11/24), 17 at DePaul (12/1) and a season-high 19 against Illinois-Chicago (12/4).
- Led Illinois State with 16 points and tied her career-high with two blocks at Illinois (11/12).

JACKSON'S HIGHS

POINTS

Season:25 at Wichita State (1/16/11)

Career:.....25 at Wichita State (1/16/11)

REBOUNDS

Season:8 vs. Indiana State (2/5/11)

Career:.....13 at Missouri State (1/25/08)

ASSISTS

Season:4 vs. Milwaukee (12/28/10)

Career:.....4 Four times

BLOCKS

Season:2 at Illinois (11/12/10)

Career:.....2 Three times

STEALS

Season:5 at Southern Illinois (1/27/11)

Career:.....5 at Southern Illinois (1/27/11)

FIELD GOALS

Season:7 at Wichita State (1/16/11)

Career:.....10 at Missouri State (1/19/09)

FIELD GOAL ATTEMPTS

Season:15 at Drake (2/17/11)

Career:.....19 at Missouri State (1/19/09)

3-PT. FIELD GOALS

Season:2 Twice

Career:.....3 vs. UNI (1/10/08)

3-PT. FIELD GOAL ATTEMPTS

Season:4 vs. Ball State (12/9/10)

Career:.....6 vs. Indiana State (1/19/08)

FREE THROWS

Season:11 at Wichita State (1/16/11)

Career:.....11 at Wichita State (1/16/11)

FREE THROW ATTEMPTS

Season:13 at Wichita State (1/16/11)

Career:.....13 at Wichita State (1/16/11)

MINUTES

Season:34 vs. Creighton (1/20/11)

Career:.....35 at SIU (2/19/09)

..... at Creighton (3/7/09)

JACKSON GAME-BY-GAME

DATE	OPPONENT	MIN.	FG	3-PT	FT	O-D	TOT	PF	A	TO	B	S	TP
11/12	at Illinois	25	4-10	0-1	8-12	1-2	3	1	0	3	2	1	16
11/18	Eastern Illinois	13	4-8	1-2	0-0	2-1	3	0	1	2	0	1	9
11/20	SIU Edwardsville	15	2-3	0-0	0-2	1-2	3	0	0	2	0	0	4
11/24	at South Dakota State	22	4-7	2-2	4-4	2-1	3	2	1	2	0	1	14
12/1	at DePaul	21	6-10	1-3	4-6	2-1	3	5	0	5	0	2	17
12/4	Illinois-Chicago	25	6-11	1-1	6-10	2-3	5	4	1	2	0	2	19
12/9	Ball State	21	4-10	2-4	2-2	0-0	0	0	3	1	0	0	12
12/20	vs. Nevada	17	2-4	0-0	0-0	0-1	1	3	0	1	0	0	4
12/21	vs. Alabama-Birmingham	18	3-8	1-3	8-11	1-2	3	4	0	2	1	0	15
12/28	Milwaukee	25	4-8	0-1	0-0	1-2	3	2	4	6	0	2	8
12/30	Bradley *	21	3-8	0-2	1-2	2-3	5	2	0	2	0	0	7
1/1	Northern Iowa *	16	2-5	0-1	0-0	0-3	3	3	1	2	0	1	4
1/3	at Northern Illinois	10	0-2	0-0	2-2	0-3	3	2	0	0	0	0	0
1/8	at Indiana State *	17	2-6	0-2	2-4	3-2	5	1	0	1	0	1	6
1/11	at Missouri State *	14	2-7	0-1	0-1	0-2	2	4	2	3	0	0	4
1/16	at Wichita State *	28	7-12	0-0	11-13	5-2	7	4	1	3	0	2	25
1/20	Creighton *	•	34	4-13	0-1	2-2	1-3	4	4	1	3	0	10
1/22	Drake *	•	23	6-10	0-1	0-0	0-4	4	3	2	3	1	12
1/27	at Southern Illinois*	•	19	3-10	0-0	4-4	1-1	2	2	1	2	0	5
1/29	at Evansville *	•	25	4-12	0-0	3-4	2-5	7	3	2	3	0	11
2/5	Indiana State *	•	25	4-9	0-0	4-6	23-5	8	0	3	3	0	12
2/10	Wichita State *	•	24	3-6	1-1	4-7	1-1	2	3	0	1	0	11
2/12	Missouri State *	•	28	6-9	1-2	1-2	0-1	1	3	0	1	1	14
2/17	at Drake *	•	20	4-15	1-1	0-1	3-2	5	4	1	2	1	9
2/19	at Creighton *	•	18	1-6	0-0	1-4	5-1	6	2	0	4	0	3
2/24	Evansville *	•	14	1-7	0-1	1-2	1-3	4	2	1	0	0	3
2/27	Southern Illinois *	•	23	1-7	0-0	3-4	3-2	5	3	0	3	0	5
3/3	at Bradley *												
3/5	at Northern Iowa *												

* Game Started

* Missouri Valley Conference Game

** State Farm MVC Tournament

JACKSON'S CAREER STATS

Season	gp-gs	min/avg	Total		3-Point		F-Throws		Rebounds				Scoring							
			fg-fga	pct	fg-fga	pct	ft-fa	pct	off	def	tot	avg	pf	fo	ast	to	blk	stl	pts	avg
2007-08	33-7	641/19.4	101-245	.412	21-52	.404	51-65	.785	59	90	149	4.5	82	1	35	38	6	24	274	8.3
2008-09	31-31	802/25.9	111-272	.408	11-42	.262	49-77	.636	70	87	157	5.1	95	5	42	65	7	23	282	9.1
2009-10	36-7	584/16.2	67-167	.401	15-46	.326	35-47	.745	51	65	116	3.2	71	1	38	47	8	25	184	5.1
2010-11	27-10	561/20.8	92-223	.413	11-30	.367	71-105	.676	42	58	100	3.7	66	1	25	62	6	29	266	9.9
TOTAL	127-55	2588/20.4	371-907	.409	58-170	.341	206-294	.701	222	300	522	4.1	314	8	140	212	27	101	1006	7.9



34

HANNAH SPANICH

GUARD // SR-TR // 6-0 // TULSA, OKLA. // VICTORY CHRISTIAN/NEW MEXICO STATE

- In the last five games, averaging 6.4 points and shooting 27.3 percent (9-33) from the field
- Recorded her second-career double-double with 10 points and 10 rebounds against Evansville (2/24/11). Also had five steals and three blocks.
- Despite not starting at Southern Illinois (1/27) or Evansville (1/29), averaged 12.5 points, 6.0 rebounds, 3.5 assists and 3.0 steals.
- Filled up the stat sheet with 13 points, six rebounds, four assists, four steals and two blocks at Evansville (1/27).
- In the five games from 1/8-1/22, averaged 6.0 points and 4.2 rebounds per game, shooting .300 (9-30) from the field and .111 (1-9) from three.
- In the three games from 12/30-1/3, averaged 15.3 points, 6.7 rebounds, 2.7 blocks and 1.3 steals per game. Shot 56.0 percent from the field, 60.0 percent from three-point range and a perfect 15-for-15 from the free throw line.
- Made 18-consecutive free throws at one point in the season.
- Scored 16 points, grabbed eight rebounds and blocked a career-high five shots at Northern Illinois (1/3). Her five blocks tied for the sixth-highest total in ISU single-game history.
- Scored 18 points, her highest total as a Redbird, and had six rebounds, three blocks and three steals against Northern Iowa (1/1).
- Recorded her second-career double-double with 10 points and 10 rebounds against Ball State (12/9).
- After grabbing a career-high 12 rebounds in the season-opener, averaged 3.8 rebounds per game over the next five games.
- Scored 11 points, making 7-of-8 free throws, against SIUE (11/20). Filled up the stat sheet with four rebounds, one assists, one block and one steal as well.
- Recorded her first double-double as a Redbird with 11 points and a team-high 12 rebounds at Illinois (11/12).

SPANICH'S HIGHS

POINTS

Season:18 vs. UNI (1/1/11)

Career:19 at Boise State (2/9/08)

REBOUNDS

Season:12 at Illinois (11/12/10)

Career:12 at Illinois (11/12/10)

ASSISTS

Season:4 at Evansville (1/29/11)

Career:5 vs. Boise State (1/10/08)

..... vs. DePaul (12/28/09)

BLOCKS

Season:5 at Northern Illinois (1/3/11)

Career:5 at Northern Illinois (1/3/11)

STEALS

Season:4 at Evansville (1/29/11)

Career:4 Three times

FIELD GOALS

Season:7 vs. UNI (1/1/11)

Career:7 vs. UNI (1/1/11)

FIELD GOAL ATTEMPTS

Season:12 at Evansville (1/29/11)

Career:12 at Evansville (1/29/11)

3-PT. FIELD GOALS

Season:2 Twice

Career:3 vs. Indiana State (2/6/10)

3-PT. FIELD GOAL ATTEMPTS

Season:3 Six times

Career:6 at UW-Milwaukee (12/15/09)

FREE THROWS

Season:7 vs. SIUE (11/20/10)

Career:8 Four times

FREE THROW ATTEMPTS

Season:8 Twice

Career:13 vs. Nevada (3/9/07)

MINUTES

Season:37 vs. UNI (1/1/11)

Career:37 Twice

SPANICH GAME-BY-GAME

DATE	OPPONENT	MIN.	FG	3-PT	FT	O-D	TOT	PF	A	TO	B	S	TP
11/12	at Illinois	• 31	4-7	0-0	3-3	1-11	12	1	2	2	0	0	11
11/18	Eastern Illinois	• 18	2-9	1-3	5-7	2-1	3	1	0	0	0	2	10
11/20	SIU Edwardsville	• 28	2-6	0-1	7-8	2-2	4	2	1	1	1	1	11
11/24	at South Dakota State	• 22	1-6	0-0	2-3	2-4	6	4	2	2	0	1	4
12/1	at DePaul	• 28	4-7	1-2	1-1	0-3	3	3	1	2	0	0	10
12/4	Illinois-Chicago	• 25	0-5	0-2	2-2	1-2	3	3	0	2	0	0	2
12/9	Ball State	• 27	5-7	0-2	0-1	3-7	10	0	3	2	0	1	10
12/20	vs. Nevada	• 35	5-11	0-0	1-4	2-6	8	3	0	1	2	0	11
12/21	vs. UAB	• 30	3-4	0-0	1-2	2-4	6	1	1	1	1	0	7
12/28	Milwaukee	• 30	2-5	0-1	3-4	3-2	4	2	2	0	2	2	7
12/30	Bradley *	• 28	3-7	0-0	6-6	3-3	6	3	0	1	0	0	12
1/1	Northern Iowa *	• 37	7-10	1-3	3-3	2-4	6	2	2	4	3	3	18
1/3	at Northern Illinois	• 34	4-8	2-2	6-6	2-6	8	1	1	3	5	1	16
1/8	at Indiana State *	• 27	2-5	0-2	4-5	0-0	0	3	0	2	2	1	8
1/11	at Missouri State *	• 28	2-8	0-1	4-6	3-0	3	4	1	2	0	2	8
1/16	at Wichita State *	• 22	1-3	0-1	1-2	0-4	4	4	0	4	0	0	3
1/20	Creighton *	• 26	2-6	1-3	2-2	2-6	8	1	0	1	1	0	7
1/22	Drake *	• 23	2-8	0-2	0-0	1-5	6	1	0	1	4	1	4
1/27	at Southern Illinois*	• 28	4-8	2-3	2-2	1-5	6	1	3	2	0	2	12
1/29	at Evansville *	• 34	5-12	1-3	2-2	1-5	6	2	4	4	2	4	13
2/5	Indiana State *	• 18	2-2	1-1	4-6	2-4	6	3	0	1	0	1	9
2/10	Wichita State *	• 24	4-8	0-2	3-4	2-2	4	3	2	4	0	2	11
2/12	Missouri State *	• 30	3-8	1-3	2-2	1-3	4	3	0	3	0	1	9
2/17	at Drake *	• 29	3-9	0-2	1-2	0-3	3	1	0	3	1	1	7
2/19	at Creighton *	• 24	1-5	0-0	4-4	1-4	5	1	0	1	1	0	6
2/24	Evansville *	• 34	2-7	1-1	5-8	5-5	10	2	0	3	3	5	10
2/27	Southern Illinois *	• 18	0-4	0-1	0-0	0-3	3	3	1	1	0	2	0
3/3	at Bradley *												
3/5	at Northern Iowa *												

* Game Started

* Missouri Valley Conference Game

** State Farm MVC Tournament

SPANICH'S CAREER STATS

Season	gp-gs	min/avg	Total		3-Point		F-Throws		Rebounds				Scoring							
			fg-fga	pct	fg-fga	pct	ft-fga	pct	off	def	tot	avg	pf	fo	ast	to	blk	stl	pts	avg
2006-07*	30-1	597/19.9	39-130	.300	10-39	.256	28-45	.622	32	64	96	3.2	63	0	25	43	19	16	116	3.9
2007-08*	31-5	681/22.0	59-147	.401	13-37	.351	79-99	.798	45	85	130	4.2	82	0	44	56	20	34	210	6.8
2009-10	36-16	620/17.2	46-138	.333	20-55	.364	64-82	.780	30	61	91	2.5	52	0	41	49	19	22	176	4.9
2010-11	27-24	734/27.2	75-188	.399	12-41	.293	74-95	.779	44	104	148	5.5	58	0	26	53	28	33	236	8.7
TOTAL	63-40	1354/21.5	121-326	.371	32-96	.333	138-177	.780	74	165	239	3.8	110	0	67	102	47	55	412	6.5
All*	124-46	2632/21.2	219-603	.363	55-172	.320	245-321	.763	151	314	465	3.8	255	0	136	201	86	105	738	6.0



MARLEY HALL

FORWARD // FR // 6-2 // WARSAW, ILL. // WARSAW

41

HALL'S HIGHS

POINTS

Season:10 at Northern Illinois (1/3/11)

Career:.....10 at Northern Illinois (1/3/11)

REBOUNDS

Season:5 Three times

Career:.....5 Three times

ASSISTS

Season:1 Five times

Career:.....1 Five times

BLOCKS

Season:1 Twice

Career:.....1 Twice

STEALS

Season:2 vs. Milwaukee (12/28/10)

Career:.....2 vs. Milwaukee (12/28/10)

FIELD GOALS

Season:4 Twice

Career:.....4 Twice

FIELD GOAL ATTEMPTS

Season:8 at Indiana State (1/8/11)

Career:.....8 at Indiana State (1/8/11)

3-PT. FIELD GOALS

Season:14 at Indiana State *

Career:.....14 at Indiana State *

3-PT. FIELD GOAL ATTEMPTS

Season:14 at Indiana State *

Career:.....14 at Indiana State *

FREE THROWS

Season:3 ... vs. Southern Illinois (2/27/11)

Career:.....3 ... vs. Southern Illinois (2/27/11)

FREE THROW ATTEMPTS

Season:4 Three times

Career:.....4 Three times

MINUTES

Season:18 vs. Evansville (2/24/11)

Career:.....18 vs. Evansville (2/24/11)

- Averaging 15 minutes per game in the last two games, playing double-digit minutes in consecutive games for the first time.
- Scored eight points on 4-of-6 shooting and had five rebounds against Evansville (2/24/11).
- Did not play at Missouri State (1/11), suffering from back spasms.
- Scored five points and tied her career-high with five rebounds at Indiana State (1/8).
- Scored a career-high 10 points - her first double-digit scoring effort - against Northern Illinois (1/3). Made a career-best four field goals and had three rebounds.
- Recorded her first-career block and steals against Milwaukee (12/28).
- Scored six points against UAB (12/21), making two field goals and two free throws.
- Scored two points in eight minutes at DePaul (12/1/10).
- Made her collegiate debut against Eastern Illinois (11/18), scoring four points and grabbing five rebounds in 16 minutes before fouling out.

HALL GAME-BY-GAME

DATE	OPPONENT	MIN.	FG	3-PT	FT	O-D	TOT	PF	A	TO	B	S	TP
11/12	at Illinois												
				Did Not Play - Coach's Decision									
11/18	Eastern Illinois	16	1-4	0-0	2-4	2-3	5	5	0	2	0	0	4
11/20	SIU Edwardsville			Did Not Play - Coach's Decision									
11/24	at South Dakota State	5	0-1	0-0	0-0	0-0	0	1	0	0	0	0	0
12/1	at DePaul	8	1-1	0-0	0-0	1-0	1	1	0	2	0	0	2
12/4	Illinois-Chicago	4	0-0	0-0	0-0	0-0	0	0	0	0	0	0	0
12/9	Ball State	5	0-1	0-0	0-0	0-0	0	0	0	1	0	0	0
12/20	vs. Nevada			Did Not Play - Coach's Decision									
12/21	vs. Alabama-Birmingham	12	2-4	0-0	2-2	0-1	1	1	0	0	0	0	6
12/28	Milwaukee	5	0-1	0-0	0-0	1-1	2	2	0	1	1	2	0
12/30	Bradley *	2	0-0	0-0	0-0	0-0	0	2	0	0	0	0	0
1/1	Northern Iowa *			Did Not Play - Coach's Decision									
1/3	at Northern Illinois	12	4-4	0-0	2-2	1-2	3	2	0	0	0	1	10
1/8	at Indiana State *	14	2-8	0-0	1-2	4-1	5	0	1	1	0	0	5
1/11	at Missouri State *			Did Not Play - Injury									
1/16	at Wichita State *	1	0-0	0-0	0-0	0-1	1	1	0	1	0	0	0
1/20	Creighton *	3	0-1	0-0	0-0	1-0	1	0	0	0	1	1	0
1/22	Drake *	4	0-0	0-0	0-0	0-0	0	0	0	1	0	0	0
1/27	at Southern Illinois*	6	1-3	0-0	1-2	0-1	1	0	0	0	0	0	3
1/29	at Evansville *	3	0-1	0-0	2-2	1-0	1	0	0	0	0	0	2
2/5	Indiana State *	3	0-0	0-0	0-0	0-0	0	0	0	0	0	0	0
2/10	Wichita State *	4	0-0	0-0	0-0	0-0	0	0	1	0	0	0	0
2/12	Missouri State *	6	0-1	0-0	0-0	0-2	2	2	0	2	0	0	0
2/17	at Drake *	3	0-1	0-0	0-0	0-1	1	0	0	1	0	0	0
2/19	at Creighton *	6	0-3	0-0	1-4	0-0	0	1	1	0	0	0	1
2/24	Evansville *	18	4-6	0-0	0-0	3-2	5	1	1	1	0	1	8
2/27	Southern Illinois *	12	2-3	0-0	3-4	0-0	0	1	1	0	0	1	7
3/3	at Bradley *												
3/5	at Northern Iowa *												

* Game Started

* Missouri Valley Conference Game

** State Farm MVC Tournament

HALL'S CAREER STATS

Season	gp-gs	min/avg	Total		3-Point		F-Throws		Rebounds				Scoring							
			fg-fga	pct	fg-fga	pct	ft-fta	pct	off	def	tot	avg	pf	fo	ast	to	blk	stl	pts	avg
2010-11	22-0	152/6.9	17-43	.395	0-0	.000	14-22	.636	14	15	29	1.3	20	1	5	13	2	6	48	2.2
TOTAL	22-0	152/6.9	17-43	.395	0-0	.000	14-22	.636	14	15	29	1.3	20	1	5	13	2	6	48	2.2



MEGAN GRACE

CENTER // FR // 6-4 // ST. LOUIS, Mo. // ST. JOSEPH'S ACADEMY

50

- Did not suit up at Evansville (1/29) due to a stomach virus.
- Scored a career-high 11 points at Southern Illinois (1/27), her first-career double-digit scoring game. Made a career-high three field goals and five free throws.
- Pulled down two rebounds, recorded a block and a steal at Missouri State (1/11).
- Grabbed a career-high seven rebounds against Ball State (12/9), including five offensive rebounds.
- Made a career-high two free throws against UIC (12/4/10).
- Blocked a shot in four-straight games against Eastern Illinois, SIU Edwardsville, South Dakota State and DePaul.
- Recorded career-highs with four points, two rebounds, one assists, one block and one steal in 12 minutes against Eastern Illinois (11/18). The first time Grace has played double-digit minutes.
- Made her season debut at Illinois (11/12), playing three minutes.

GRACE'S HIGHS

POINTS

Season:11 ...at Southern Illinois (1/27/11)

Career:.....11 ...at Southern Illinois (1/27/11)

REBOUNDS

Season:7vs. Ball State (12/9/10)

Career:.....7vs. Ball State (12/9/10)

ASSISTS

Season:1 Twice

Career:.....1 Three times

BLOCKS

Season:1 Eight times

Career:.....1 10 times

STEALS

Season:1 Five times

Career:.....1 Six times

FIELD GOALS

Season:3 ...at Southern Illinois (1/27/11)

Career:.....3 ...at Southern Illinois (1/27/11)

FIELD GOAL ATTEMPTS

Season:6vs. Eastern Illinois (11/18/10)

Career:.....6vs. Eastern Illinois (11/18/10)

3-PT. FIELD GOALS

Season:0

Career:.....0

3-PT. FIELD GOAL ATTEMPTS

Season:1vs. Eastern Illinois (11/18/10)

Career:.....1vs. Eastern Illinois (11/18/10)

FREE THROWS

Season:5at Southern Illinois (1/27/11)

Career:.....5at Southern Illinois (1/27/11)

FREE THROW ATTEMPTS

Season:6at Southern Illinois (1/27/11)

Career:.....6at Southern Illinois (1/27/11)

MINUTES

Season:12 Twice

Career:.....12 Twice

GRACE GAME-BY-GAME

DATE	OPPONENT	MIN.	FG	3-PT	FT	O-D	TOT	PF	A	TO	B	S	TP
11/12	at Illinois	3	0-0	0-0	0-0	0-0	0	1	0	0	0	0	0
11/18	Eastern Illinois	12	2-6	0-1	0-0	0-2	2	2	1	1	1	1	4
11/20	SIU Edwardsville	5	0-1	0-0	0-0	0-0	0	0	0	0	1	0	0
11/24	at South Dakota State	10	1-1	0-0	0-0	0-2	2	0	0	0	1	1	2
12/1	at DePaul	6	0-0	0-0	1-2	0-0	0	0	0	2	1	0	1
12/4	Illinois-Chicago	6	0-0	0-0	2-4	1-0	1	1	0	0	0	0	2
12/9	Ball State	12	0-5	0-0	0-0	5-2	7	4	1	0	1	0	0
12/20	vs. Nevada	1	0-1	0-0	0-0	0-0	0	1	0	0	0	0	0
12/21	vs. Alabama-Birmingham					DNP - Coach's Decision							
12/28	Milwaukee	1	0-0	0-0	0-0	0-0	0	0	0	0	0	0	0
12/30	Bradley *	0+	0-0	0-0	0-0	0-0	0	0	0	0	0	0	0
1/1	Northern Iowa *					DNP - Coach's Decision							
1/3	at Northern Illinois	4	1-1	0-0	0-0	0-0	0	0	0	0	0	0	2
1/8	at Indiana State *					DNP - Coach's Decision							
1/11	at Missouri State *	5	0-2	0-0	0-0	2-0	2	1	0	1	1	1	0
1/16	at Wichita State *	2	0-0	0-0	0-0	0-1	1	1	0	0	0	0	0
1/20	Creighton *	3	0-0	0-0	0-0	1-0	1	0	0	0	1	0	0
1/22	Drake *	1	0-0	0-0	0-0	0-0	0	0	0	0	0	0	0
1/27	at Southern Illinois*	8	3-4	0-0	5-6	1-1	2	0	0	0	1	1	11
1/29	at Evansville *					DNP - Illness							
2/5	Indiana State *	8	2-4	0-0	0-0	1-1	2	4	0	0	0	1	4
2/10	Wichita State *					DNP - Coach's Decision							
2/12	Missouri State *	1	0-0	0-0	0-0	0-0	0	0	0	0	0	0	0
2/17	at Drake *	2	0-0	0-0	0-0	0-0	0	1	0	0	0	0	0
2/19	at Creighton *	5	1-1	0-0	0-0	0-1	1	0	0	0	0	0	2
2/24	Evansville *					DNP - Coach's Decision							
2/27	Southern Illinois *	2	0-0	0-0	0-0	0-0	0	0	0	0	0	0	0
3/3	at Bradley *					DNP - Coach's Decision							
3/5	at Northern Iowa *					DNP - Coach's Decision							

- Game Started

* Missouri Valley Conference Game

** State Farm MVC Tournament

GRACE'S CAREER STATS

Season	gp-gs	min/avg	Total		3-Point		F-Throws		Rebounds				Scoring							
			fg-fga	pct	fg-fga	pct	ft-fta	pct	off	def	tot	avg	pf	fo	ast	to	blk	stl	pts	avg
2009-10	16-0	38/2.4	4-11	.364	0-0	.000	1-2	.500	3	4	7	0.4	6	0	1	6	2	2	9	0.6
2010-11	21-0	97/4.6	10-26	.385	0-1	.000	8-12	.667	11	10	21	1.0	19	0	2	2	8	5	28	1.3
TOTAL	37-0	135/3.6	14-37	.378	0-1	.000	9-14	.643	14	14	28	0.8	25	0	3	8	10	7	37	1.0

GAME 1 // NOV. 12

ILLINOIS STATE 69 ILLINOIS 62

Illinois State 69 • 1-0
Player stats for Game 1: Shelton, Kenyatta, Hanley, Emily, Clifton, Amanda, Broadway, Katie, Spanich, Hannah, Jenkins, Alexis, Sykes, Candace, Jackson, Shala, Grace, Megan.

Illinois State 62 • 0-1
Player stats for Game 1: Penn, Karisma, Rukavina, Lana, McGee, Centrese, Mitchell, Eboni, McCully, Lydia, Burke, Alexis, Bilnn, Macie, Moore, Amber.

Officials: Sue Blauch, Erika Herriman, Jeff Cross
Technical fouls: Illinois State-None, Illinois-None.
Attendance: 1414
Score by periods table.

GAME 3 // NOV. 20

SIU EDWARDSVILLE 57 ILLINOIS STATE 68

SIU Edwarsville 57 • 0-3
Player stats for Game 3: BERRY, Raven, DUNCAN, Melia, STAHLBERG, Sydney, MEADE, Madison, HILL, Jazmin, LEDBETTER, Amanda, AFFOURTIT, Kate, KENNER, Courtney, HERROD, Michaela, DECKER, Allyssa, CHAMPLIN, Whitney.

Illinois State 68 • 3-0
Player stats for Game 3: Shelton, Kenyatta, Hanley, Emily, Clifton, Amanda, Broadway, Katie, Spanich, Hannah, Jenkins, Alexis, Sykes, Candace, Jackson, Shala, Grace, Megan.

Officials: Laura Morris, Rod Creech, Jamie Broderick
Technical fouls: SIU Edwarsville-None, Illinois State-None.
Attendance: 1296
Score by periods table.

GAME 2 // NOV. 18

EASTERN ILLINOIS 53 ILLINOIS STATE 84

Eastern Illinois 53 • 1-2
Player stats for Game 2: MITCHELL, Sydney, PRESSLEY, Chantelle, KING, Mariah, WYSS, Kelsey, WALKER, Pilar, BENNINGER, Stephanie, HELD, Hillary, BRUNK, Jordyne, PARKER, Jessica, PALOMBIZIO, Morgan, COCHRAN, Brittany, HERMAN, Jackie, OLSON, Taryn.

Illinois State 84 • 2-0
Player stats for Game 2: Shelton, Kenyatta, Hanley, Emily, Clifton, Amanda, Spanich, Hannah, Jenkins, Alexis, Sykes, Candace, Nelson, Chloe, Seberger, Alison, Jackson, Shala, Hall, Marley, Grace, Megan.

Officials: David Stewart, Andrew Bills, Marissa Whaley
Technical fouls: Eastern Illinois-None, Illinois State-None.
Attendance: 1316
Score by periods table.

GAME 4 // NOV. 24

ILLINOIS STATE 70 SOUTH DAKOTA STATE 73

Illinois State 70 • 3-1
Player stats for Game 4: Shelton, Kenyatta, Hanley, Emily, Clifton, Amanda, Broadway, Katie, Spanich, Hannah, Jenkins, Alexis, Sykes, Candace, Jackson, Shala, Hall, Marley, Grace, Megan.

South Dakota St. 73 • 3-1
Player stats for Game 4: DIETEL, Leah, SUNNARBORG, Jennie, YOUNG, Jill, ROTERT, Kristin, EIDE, Ashley, MICHELSON, Macie, PALUCH, Steph, SCHUTTLOFFEL, Jen., WAYTASHEK, Megan, LINGLE, Katie, STROP, Hannah.

Officials: Kent Otte, Ben Franson, Tom Knoblauch
Technical fouls: Illinois State-None, South Dakota St.-None.
Attendance: 1049
SDSU head coach Aaron Johnston's 250th career win
Score by periods table.

GAME 5 // DEC. 1
ILLINOIS STATE **83**
DEPAUL **100**

Illinois State 83 • 3-2

#	Player	Total		3-Ptr		Rebounds			PF	TP	A	TO	Blk	Stl	Min
		FG-FGA	FG-FGA	FT-FTA	Off	Def	Tot								
21	Shelton, Kenyatta	f	2-6	0-0	1-1	2	5	7	2	5	2	3	0	0	28
24	Hanley, Emily	f	5-8	1-3	0-2	0	1	1	2	11	2	2	0	0	27
14	Clifton, Amanda	g	4-8	0-1	1-2	2	2	4	4	9	2	2	0	3	31
20	Broadway, Katie	g	5-11	2-4	0-0	0	3	3	2	12	0	1	0	1	24
34	Spanich, Hannah	g	4-7	1-2	1-1	0	3	3	3	10	1	2	0	0	28
01	Jenkins, Alexis	g	2-4	2-3	1-1	0	1	1	3	7	2	2	0	2	14
03	Sykes, Candace	g	3-3	2-2	1-3	0	0	0	2	9	1	2	1	0	10
40	Nelson, Chloe	g	0-0	0-0	0-0	0	0	0	1	0	0	1	0	0	3
33	Jackson, Shala	g	6-10	1-3	4-6	2	1	3	5	17	0	5	0	2	21
41	Hall, Marley	g	1-1	0-0	0-0	1	0	1	1	2	0	2	0	0	8
50	Grace, Megan	g	0-0	0-0	1-2	0	0	0	1	1	0	0	1	0	6
Team			3-3		6		6			26		83		10	
Totals			32-58	9-18	10-18	10	19	29	26	83	10	22	2	8	200

FG % 1st Half: 15-32 46.9% 2nd half: 17-26 65.4% Game: 32-58 55.2% Deadball Rebounds
 3FG % 1st Half: 3-6 50.0% 2nd half: 6-12 50.0% Game: 9-18 50.0%
 FT % 1st Half: 4-7 57.1% 2nd half: 6-11 54.5% Game: 10-18 55.6%

DePaul 100 • 7-1

#	Player	Total		3-Ptr		Rebounds			PF	TP	A	TO	Blk	Stl	Min
		FG-FGA	FG-FGA	FT-FTA	Off	Def	Tot								
24	HAMPTON, Keisha	f	10-18	3-8	7-9	4	1	5	3	30	4	0	1	3	27
41	CHESTER, Felicia	f	5-6	0-0	4-5	2	3	5	2	14	2	3	0	0	26
51	HARRY, Katherine	f	2-2	0-0	1-1	0	5	5	1	5	2	1	2	2	22
22	QUIGLEY, Sam	g	2-6	0-2	2-2	0	1	1	4	6	4	1	0	1	20
5	MARTIN, Anna	g	5-11	0-3	4-5	0	1	1	3	14	5	1	0	1	27
12	THREATT, China	g	0-2	0-1	0-0	0	0	0	0	2	4	1	3	12	
2	PIKES, Taylor	g	3-7	1-2	4-4	2	5	7	2	11	2	1	0	0	21
30	JUERGENS, Jennifer	g	0-0	0-0	0-2	0	1	1	0	0	0	0	1	8	
31	PENNY, Jasmine	g	1-2	0-1	0-0	0	1	1	0	2	0	2	0	3	
32	NAUGHTON, Deirdre	g	3-4	1-1	2-2	0	0	0	1	9	0	0	0	0	
33	MULCHRONE, Maureen	g	1-1	0-0	0-0	1	0	1	0	2	1	0	0	8	
34	ORTIZ, Deanna	g	2-3	1-2	2-2	0	1	1	2	7	0	1	1	17	
Team			3-3		6		6			18		100		22	
Totals			34-62	6-20	26-32	12	22	34	18	100	22	14	5	12	200

FG % 1st Half: 20-31 64.5% 2nd half: 14-31 45.2% Game: 34-62 54.8% Deadball Rebounds
 3FG % 1st Half: 5-13 38.5% 2nd half: 1-7 14.3% Game: 6-20 30.0%
 FT % 1st Half: 11-15 73.3% 2nd half: 15-17 88.2% Game: 26-32 81.3%

Officials: Ron Dressander, Tim Daley, Carol Comanita
 Technical fouls: Illinois State-None. DePaul-None.
 Attendance: 3132
 ChicagoLand Field Trip Day

Score by periods	1st	2nd	Total
Illinois State	37	46	83
DePaul	56	44	100

Points	In	Off	2nd	Fast	Bench
ILS	Paint	T/O	Chance	Break	
ILS	24	16	6	4	36
DPU	38	24	18	10	31

Score tied - 3 times.
 Lead changed - 2 times.

GAME 7 // DEC. 9
BALL STATE **51**
ILLINOIS STATE **77**

Ball State 51 • 4-4

#	Player	Total		3-Ptr		Rebounds			PF	TP	A	TO	Blk	Stl	Min
		FG-FGA	FG-FGA	FT-FTA	Off	Def	Tot								
00	GROSSNICKLE, suzanne	f	2-5	0-1	2-4	1	5	6	3	6	0	3	1	0	15
41	MAGGERT, emily	f	6-11	0-2	0-0	3	3	6	2	12	0	1	4	0	28
21	MILLER, mercedes	g	1-2	1-2	1-2	0	1	1	1	4	1	0	0	0	16
22	BENNING, tyronda	g	3-8	0-3	0-0	0	1	1	0	6	2	1	0	1	22
24	WOODY, brandy	g	2-8	0-3	1-4	1	1	2	2	5	4	2	0	1	31
03	BARNES, chloe	g	0-2	0-2	0-0	0	0	0	1	0	0	0	0	0	11
05	HUBER, Jordan	g	0-3	0-2	0-0	1	0	1	0	0	0	0	0	1	7
10	JACKSON, shanee'	g	0-0	0-0	0-1	2	1	3	2	0	1	0	0	0	11
20	JACKSON, ebony	g	1-3	1-2	0-2	0	2	2	2	3	2	1	0	1	9
31	CRAFT, megan	g	2-3	2-3	2-2	0	3	3	0	8	1	1	0	0	12
32	HITCHENS, jazmin	g	1-5	0-1	0-0	0	0	0	0	2	0	1	0	1	11
33	MURPHY, katie	g	2-3	0-0	1-2	2	4	6	2	5	0	3	0	0	10
40	CRAGO, amber	g	0-1	0-0	0-1	0	1	1	2	0	0	0	0	0	17
Team			0-2		2		2			17		51		5	
Totals			20-54	4-21	7-18	10	24	34	17	51	11	13	5	5	200

FG % 1st Half: 10-32 31.3% 2nd half: 10-22 45.5% Game: 20-54 37.0% Deadball Rebounds
 3FG % 1st Half: 2-14 14.3% 2nd half: 2-7 28.6% Game: 4-21 19.0%
 FT % 1st Half: 1-4 25.0% 2nd half: 6-14 42.9% Game: 7-18 38.9%

Illinois State 77 • 5-2

#	Player	Total		3-Ptr		Rebounds			PF	TP	A	TO	Blk	Stl	Min
		FG-FGA	FG-FGA	FT-FTA	Off	Def	Tot								
21	Shelton, Kenyatta	f	2-9	0-0	2-6	1	2	3	3	6	0	1	1	0	16
24	Hanley, Emily	f	4-9	0-3	0-0	3	4	7	3	6	1	1	1	0	26
14	Clifton, Amanda	g	3-4	0-0	0-0	0	4	4	2	6	9	3	1	3	31
20	Broadway, Katie	g	6-12	4-7	2-2	1	3	4	2	18	1	2	0	1	27
34	Spanich, Hannah	g	5-7	0-2	0-1	3	7	10	0	10	3	2	0	1	27
01	Jenkins, Alexis	g	4-7	2-2	0-0	2	3	5	1	10	1	1	0	0	16
03	Sykes, Candace	g	0-2	0-1	1-2	1	2	3	0	1	0	0	0	1	8
40	Nelson, Chloe	g	0-0	0-0	0-0	0	0	0	1	0	0	0	0	0	7
22	Seberger, Alison	g	1-3	0-1	4-4	1	1	2	0	6	0	1	0	0	4
33	Jackson, Shala	g	4-10	2-4	2-2	0	0	0	0	12	3	1	0	0	21
41	Hall, Marley	g	0-1	0-0	0-0	0	0	0	0	0	0	1	0	0	5
50	Grace, Megan	g	0-5	0-0	0-0	5	2	7	4	0	1	0	1	0	12
Team			4-2		6		6			16		77		19	
Totals			29-69	8-20	11-17	21	30	51	16	77	19	13	4	6	200

FG % 1st Half: 20-35 57.1% 2nd half: 9-34 26.5% Game: 29-69 42.0% Deadball Rebounds
 3FG % 1st Half: 7-10 70.0% 2nd half: 1-10 10.0% Game: 8-20 40.0%
 FT % 1st Half: 2-4 50.0% 2nd half: 9-13 69.2% Game: 11-17 64.7%

Officials: Felicia Grinter, Kim Hobbs, Marvin Sykes
 Technical fouls: Ball State-None. Illinois State-None.
 Attendance: 1280

Score by periods	1st	2nd	Total
Ball State	23	28	51
Illinois State	49	28	77

Points	In	Off	2nd	Fast	Bench
BSU	Paint	T/O	Chance	Break	
BSU	22	8	8	2	16
ILS	28	13	13	11	28

Score tied - 0 times.
 Lead changed - 0 times.

GAME 6 // DEC. 4
ILLINOIS-CHICAGO **86**
ILLINOIS STATE **94**

Illinois-Chicago 86 • 4-3

#	Player	Total		3-Ptr		Rebounds			PF	TP	A	TO	Blk	Stl	Min
		FG-FGA	FG-FGA	FT-FTA	Off	Def	Tot								
35	HANNEMANN, Katie	c	1-7	0-0	0-0	2	0	2	5	2	0	2	0	0	15
11	FOULKS, Taylor	g	3-12	1-8	1-2	1	2	3	4	8	3	3	0	1	32
12	HINKLE, Briana	g	9-20	0-1	6-9	2	8	10	2	24	3	1	1	5	45
25	BAILEY, Jasmine	g	8-11	0-1	0-1	2	4	6	4	16	0	1	2	2	39
40	GREEN, Shameia	g	5-10	1-3	13-14	3	2	5	3	24	3	2	0	1	44
1	SADLER, Shanice	g	0-2	0-1	0-0	0	0	0	0	0	0	0	0	0	8
14	WADE, Cheryl	g	0-2	0-1	0-0	0	0	0	0	0	0	0	0	0	5
23	HIGGINS, Erin	g	3-3	2-2	2-2	0	2	2	2	10	0	0	0	0	12
44	PETRINEC, Kristin	g	1-6	0-0	0-0	2	3	5	2	1	0	1	0	1	25
Team			1		3		4			25		86		11	
Totals			30-73	4-17	22-28	13	24	37	25	86	11	9	4	9	225

FG % 1st Half: 15-33 45.5% 2nd half: 14-30 46.7% OT: 1-10 10.0% Game: 30-73 41.1% Deadball Rebounds
 3FG % 1st Half: 2-6 33.3% 2nd half: 2-7 28.6% OT: 0-4 0.0% Game: 4-17 23.5%
 FT % 1st Half: 14-15 93.3% 2nd half: 6-9 66.7% OT: 2-4 50.0% Game: 22-28 78.6%

Illinois State 94 • 4-2

#	Player	Total		3-Ptr		Rebounds			PF	TP	A	TO	Blk	Stl	Min
		FG-FGA	FG-FGA	FT-FTA	Off	Def	Tot								
21	Shelton, Kenyatta	f	9-16	0-0	4-6	8	14	22	2	22	0	2	0		

GAME 9 // DEC. 21
ILLINOIS STATE 63
ALABAMA-BIRMINGHAM 55

ILS 63 • 6-3

#	Player	F	Total			3-Ptr			Rebounds			PF	TP	A	TO	Blk	Stl	Min
			FG-FGA	FG-FGA	FT-FTA	Off	Def	Tot	Off	Def	Tot							
21	Shelton, Kenyatta	f	2-6	0-0	3-4	5	11	16	0	7	2	2	1	0	33			
24	Hanley, Emily	f	3-7	1-2	5-7	1	6	7	3	12	1	2	0	1	39			
14	Clifton, Amanda	g	1-3	1-1	0-2	0	3	3	2	3	4	3	0	0	42			
20	Broadway, Katie	g	4-11	1-7	0-0	0	2	2	1	9	0	5	0	0	38			
34	Spanich, Hannah	g	3-4	0-0	1-2	2	4	6	1	7	1	1	1	0	30			
01	Jenkins, Alexis	g	1-2	0-0	2-2	1	1	2	2	4	1	1	0	0	9			
03	Sykes, Candace	g	0-0	0-0	0-0	0	1	1	0	0	0	1	0	0	3			
04	Nelson, Chloe	g	0-0	0-0	0-0	0	0	0	0	0	0	0	0	0	1			
33	Jackson, Shala	g	3-8	1-3	8-11	1	2	3	4	15	0	2	1	0	18			
41	Hall, Marley	g	2-4	0-0	2-2	0	1	1	1	6	0	0	0	0	12			
	Team					2	3	5										
	Totals		19-45	4-13	21-30	12	34	46	15	63	9	17	3	1	225			

FG % 1st Half: 10-24 41.7% 2nd half: 6-14 42.9% OT: 3-7 42.9% Game: 19-45 42.2% Deadball Rebounds 5
 3FG % 1st Half: 3-8 37.5% 2nd half: 1-4 25.0% OT: 0-1 0.0% Game: 4-13 30.8%
 FT % 1st Half: 3-4 75.0% 2nd half: 10-16 62.5% OT: 8-10 80.0% Game: 21-30 70.0%

UAB 55 • 7-4

#	Player	F	Total			3-Ptr			Rebounds			PF	TP	A	TO	Blk	Stl	Min
			FG-FGA	FG-FGA	FT-FTA	Off	Def	Tot	Off	Def	Tot							
54	BROWN, Meagan	c	1-5	0-0	1-4	2	4	6	1	3	1	0	1	0	38			
00	PRATT, LaShaunda	g	1-6	0-2	0-0	2	2	4	4	2	2	0	0	1	30			
02	PETERSON, Amanda	g	0-3	0-2	0-0	0	0	0	0	0	0	0	1	0	9			
20	HARRIS, Jala	g	9-23	5-9	0-0	1	1	2	0	23	4	2	0	0	39			
23	TRUEHEART, Miteka	g	0-2	0-1	0-0	2	2	4	5	0	0	2	0	0	23			
01	JONES, Amber	g	6-19	0-5	1-5	3	2	5	3	13	4	2	0	2	35			
11	WATSON, Khalillah	g	2-5	0-1	0-0	2	1	3	4	4	1	2	0	2	23			
04	RANDALL, TaRonda	g	1-1	0-0	0-0	0	0	0	0	2	0	0	0	0	6			
24	CHAPMAN, Karisma	g	1-4	0-0	0-0	0	0	0	0	2	2	1	0	0	10			
33	SAMUELS, Destiny	g	3-5	0-0	0-0	2	1	3	3	6	0	1	0	0	12			
	Team					5	5	10										
	Totals		24-73	5-20	2-9	19	18	37	22	55	13	11	1	5	225			

FG % 1st Half: 9-29 31.0% 2nd half: 12-34 35.3% OT: 3-10 30.0% Game: 24-73 32.9% Deadball Rebounds 3
 3FG % 1st Half: 3-9 33.3% 2nd half: 2-8 25.0% OT: 0-3 0.0% Game: 5-20 25.0%
 FT % 1st Half: 0-2 0.0% 2nd half: 2-4 50.0% OT: 0-3 0.0% Game: 2-9 22.2%

Officials: Jess Dickinson, Bob Enterline, P'luoy Spurlock
 Technical fouls: ILS-None. UAB-None.
 Attendance: 168

Score by periods	1st	2nd	OT	Total
ILS	26	23	14	63
UAB	21	28	6	55

	In	Off	2nd	Fast	Bench
Points	Paint	T/O	Chance	Break	
ILS	22	10	15	0	25
UAB	22	16	10	2	27

Last FG - ILS OT-01:49, UAB OT-00:43.
 Largest lead - ILS by 8 OT-01:49, UAB by 6 1st-12:18.

Score tied - 11 times.
 Lead changed - 6 times.

GAME 10 // DEC. 29
UW-MILWAUKEE 69
ILLINOIS STATE 76

Milwaukee 69 • 3-8

#	Player	F	Total			3-Ptr			Rebounds			PF	TP	A	TO	Blk	Stl	Min
			FG-FGA	FG-FGA	FT-FTA	Off	Def	Tot	Off	Def	Tot							
11	LAUR, Lindsay	f	8-15	2-4	2-3	5	7	12	1	20	3	2	0	1	36			
12	THEUT, Sammy	g	0-4	0-3	0-0	2	1	3	1	0	6	2	0	1	35			
20	TUCKER, Sami	g	2-6	1-4	0-0	1	4	5	0	5	0	1	0	1	21			
23	RODRIGUEZ, Angela	g	2-9	1-5	2-2	0	3	3	2	7	4	3	0	1	36			
02	BRELAND, Anne	g	6-14	2-6	0-0	1	1	2	0	14	1	6	0	3	32			
32	CHANDLER, Kimee	g	1-2	0-1	0-0	0	2	2	1	2	0	2	0	0	5			
14	SHELL, Stephanie	g	0-1	0-1	0-0	0	0	0	0	2	0	0	0	0	2			
21	VIEHAUSER, Amanda	g	3-8	0-3	7-7	3	2	5	3	13	0	1	1	2	22			
25	LINDFORS, Courtney	g	1-4	0-0	2-2	3	1	4	1	4	1	0	0	1	3			
33	MELQUIST, Laura	g	1-1	0-0	0-0	0	0	0	0	2	0	0	0	0	3			
40	PFEFFER, Allie	g	0-0	0-0	0-0	0	0	0	0	0	0	0	0	0	1			
44	KLOMSTAD, Jenilee	g	1-3	0-0	0-2	0	0	0	1	2	0	0	0	0	3			
45	KLAWITTER, Alex	g	0-0	0-0	0-0	0	0	0	0	1	0	0	0	0	1			
	Team					5	0	5										
	Totals		25-67	6-27	13-16	20	21	41	13	69	15	18	1	10	200			

FG % 1st Half: 12-32 37.5% 2nd half: 13-35 37.1% Game: 25-67 37.3% Deadball Rebounds 5
 3FG % 1st Half: 2-13 15.4% 2nd half: 4-14 28.6% Game: 6-27 22.2%
 FT % 1st Half: 7-8 87.5% 2nd half: 6-8 75.0% Game: 13-16 81.3%

Illinois State 76 • 7-3

#	Player	F	Total			3-Ptr			Rebounds			PF	TP	A	TO	Blk	Stl	Min
			FG-FGA	FG-FGA	FT-FTA	Off	Def	Tot	Off	Def	Tot							
21	Shelton, Kenyatta	f	3-5	0-0	2-5	3	4	7	2	8	2	1	1	1	23			
24	Hanley, Emily	f	8-10	1-1	5-6	5	6	11	2	22	2	1	0	0	30			
14	Clifton, Amanda	g	5-8	0-2	1-5	0	2	2	11	7	4	1	0	31				
20	Broadway, Katie	g	4-14	3-8	0-0	1	4	5	2	11	0	2	1	1	37			
34	Spanich, Hannah	g	2-5	0-1	3-4	3	2	5	2	7	2	0	2	2	30			
01	Jenkins, Alexis	g	3-9	1-3	0-0	2	1	3	1	7	0	2	0	1	15			
03	Sykes, Candace	g	1-3	0-2	0-0	0	1	1	1	2	0	2	0	0	3			
33	Jackson, Shala	g	4-8	0-1	0-0	1	2	3	2	8	4	6	0	2	25			
41	Hall, Marley	g	0-1	0-0	0-0	1	1	2	2	0	0	1	1	2	5			
50	Grace, Megan	g	0-0	0-0	0-0	0	0	0	0	0	0	0	0	0	1			
	Team					2	1	3										
	Totals		30-63	6-18	11-20	18	24	42	16	76	17	19	6	9	200			

FG % 1st Half: 18-30 60.0% 2nd half: 12-33 36.4% Game: 30-63 47.6% Deadball Rebounds 3
 3FG % 1st Half: 4-9 44.4% 2nd half: 1-9 11.1% Game: 5-18 27.8%
 FT % 1st Half: 1-2 50.0% 2nd half: 10-18 55.6% Game: 11-20 55.0%

Officials: Teresa Dahlem, Marvin Sykes, Kelly Hill
 Technical fouls: Milwaukee-None. Illinois State-None.
 Attendance: 1516

Score by periods	1st	2nd	Total
Milwaukee	33	36	69
Illinois State	41	35	76

	In	Off	2nd	Fast	Bench
Points	Paint	T/O	Chance	Break	
UWM	24	21	15	4	23
ILS	34	16	25	11	17

Last FG - UWM 2nd-00:18, ILS 2nd-02:00.
 Largest lead - UWM by 3 1st-19:22, ILS by 16 2nd-14:00.

Score tied - 1 time.
 Lead changed - 3 times.

GAME 11 // DEC. 30
BRADLEY 69
ILLINOIS STATE 83

Bradley 69 • 7-5 (0-1 MVC)

#	Player	F	Total			3-Ptr			Rebounds			PF	TP	A	TO	Blk	Stl	Min
			FG-FGA	FG-FGA	FT-FTA	Off	Def	Tot	Off	Def	Tot							
32	Westcott, MacKenzie	f	3-6	0-0	1-2	2	6	8	4	7	4	1	0	2	23			
25	Hollingshed, Latasha	c	6-11	0-0	0-0	4	4	8	3	12	0	3	0	1	32			
03	Budd, Kelsey	g	1-4	1-2	0-0	0	2	2	1	3	1	3	0	0	19			
10	Yohn, Katie	g	2-10	1-5	2-2	1	2	3	2	7	3	2	1	0	34			
34	Taylor, Raisa	g	7-10	0-0	6-7	4	1	5	4	20	4	7	1	2	36			
04	Allen, Olivia	g	0-0	0-0	0-0	0	0	0	0	1	0	0	0	0	0+			
05	Muegge, Hanna	g	0-0	0-0</														

GAME 13 // JAN. 3
ILLINOIS STATE 73
NORTHERN ILLINOIS 51

Illinois State 73 • 10-3, 2-0 MVC

#	Player	Total		3-Ptr		Rebounds			PF	TP	A	TO	Blk	Stl	Min
		FG-FGA	FG-FGA	FT-FTA	Off	Def	Tot								
14	Clifton, Amanda	1-3	0-0	2-2	0	3	3	4	4	2	1	1	3	19	
20	Broadway, Katie	7-11	3-5	1-2	1	4	5	1	18	0	2	0	2	32	
21	Shelton, Kenyatta	1-6	0-0	0-0	1	1	2	0	2	1	1	0	0	21	
24	Hanley, Emily	3-6	0-1	2-2	2	3	5	2	8	1	2	0	1	21	
34	Spanich, Hannah	4-8	2-2	6-6	2	6	8	1	16	1	3	5	1	34	
01	Jenkins, Alexis	2-7	0-2	0	0	0	0	1	4	3	3	0	0	22	
03	Sykes, Candace	2-3	1-1	0-0	1	2	3	3	5	0	1	0	0	17	
04	Nelson, Chloe	0-0	0-0	0-0	0	1	1	0	0	0	0	0	0	4	
22	Seberger, Alison	0-1	0-1	2-2	0	0	0	0	2	0	0	0	0	2	
32	Stewart, Jay	0-0	0-0	0-0	0	1	1	0	0	0	0	0	0	2	
33	Jackson, Shala	0-2	0-0	2-2	0	3	3	2	2	0	0	0	0	10	
41	Hall, Marley	4-4	0-0	2-2	1	2	3	2	10	0	0	0	1	12	
50	Grace, Megan	1-1	0-0	0-0	0	0	0	0	2	0	0	0	0	4	
Team				1-2		3			16		73		8 13 6 8		200
Totals		25-52		6-12		17-18			9 28 37		16 73		8 13 6 8		200

FG % 1st Half: 14-30 46.7% 2nd half: 11-22 50.0% Game: 25-52 48.1%
 3FG % 1st Half: 5-10 50.0% 2nd half: 1-2 50.0% Game: 6-12 50.0%
 FT % 1st Half: 8-8 100.0% 2nd half: 9-10 90.0% Game: 17-18 94.4%

Northern Illinois 51 • 6-7, 0-0 MAC

#	Player	Total		3-Ptr		Rebounds			PF	TP	A	TO	Blk	Stl	Min
		FG-FGA	FG-FGA	FT-FTA	Off	Def	Tot								
24	DAVIS, Kim	2-4	0-0	0-0	5	4	9	1	4	2	3	1	2	24	
44	ELLIS, Ebony	3-9	0-0	1-2	2	4	6	2	7	0	2	1	1	25	
02	CALLAHAN, Brittney	2-8	0-3	0-0	0	1	1	0	4	1	2	0	1	28	
21	SHELTON, Courtney	0-6	0-2	0-0	0	0	0	3	0	1	0	0	1	20	
23	FREEMAN, Marke	4-11	3-3	5-6	1	2	2	16	0	3	0	1	30		
01	CANNON, Terriel	1-2	1-2	0-0	0	0	0	1	3	0	0	0	0	2	
03	SNEED, Ashley	0-4	0-1	0-0	0	1	1	1	0	0	1	0	0	16	
12	PULLIAM, Danielle	6-7	0-0	3-4	0	3	3	2	15	1	1	0	0	19	
25	BROWN, Bianca	0-2	0-0	0-0	0	0	0	0	0	1	0	0	0	5	
30	JOHNSON, Alicia	0-1	0-0	0-0	0	2	2	0	0	1	0	0	2	16	
33	HAYWOOD, Shaakira	0-0	0-0	2-4	1	1	2	3	2	0	0	1	1	15	
Team				1-1		2			15		51		6 13 2 9		200
Totals		18-54		4-11		11-16			10 18 28		15 51		6 13 2 9		200

FG % 1st Half: 6-28 21.4% 2nd half: 12-26 46.2% Game: 18-54 33.3%
 3FG % 1st Half: 1-6 16.7% 2nd half: 3-5 60.0% Game: 4-11 36.4%
 FT % 1st Half: 6-8 75.0% 2nd half: 5-8 62.5% Game: 11-16 68.8%

Officials: Technical fouls: Illinois State-None. Northern Illinois-None. Attendance: 535

Score by periods	1st	2nd	Total
Illinois State	41	32	73
Northern Illinois	19	32	51

Last FG - ILS 2nd-02:03, NIU 2nd-00:49.
 Largest lead - ILS by 27 2nd-17:06, NIU None.

GAME 15 // JAN. 11
ILLINOIS STATE 61
MISSOURI STATE 76

Illinois State 61 • 10-5 (2-2 MVC)

#	Player	Total		3-Ptr		Rebounds			PF	TP	A	TO	Blk	Stl	Min
		FG-FGA	FG-FGA	FT-FTA	Off	Def	Tot								
21	Shelton, Kenyatta	1-5	0-0	1-2	3	3	6	2	2	0	2	0	1	18	
24	Hanley, Emily	10-19	0-2	2-6	4	4	8	2	22	1	1	1	2	35	
14	Clifton, Amanda	2-4	0-0	0-0	1	3	4	1	4	9	5	0	2	35	
20	Broadway, Katie	3-11	2-5	2-2	2	3	5	0	10	1	0	0	0	32	
34	Spanich, Hannah	2-8	0-1	4-6	3	0	3	4	8	1	2	0	2	28	
01	Jenkins, Alexis	2-3	1-1	1-1	0	1	1	1	6	2	4	0	0	16	
03	Sykes, Candace	1-6	0-2	0-0	0	1	1	3	2	0	1	0	2	12	
04	Nelson, Chloe	0-0	0-0	0-0	0	0	0	0	0	0	0	0	0	3	
22	Seberger, Alison	1-2	0-0	0-1	0	0	0	0	2	0	0	0	0	2	
33	Jackson, Shala	2-7	0-1	0-1	0	2	2	4	4	2	3	0	0	14	
50	Grace, Megan	0-2	0-0	0-0	2	0	2	1	0	0	1	1	1	5	
Team				4		7			1						
Totals		24-67		3-12		10-19			19 20 39		18 61		15 21 2 10		200

FG % 1st Half: 14-39 35.9% 2nd half: 10-28 35.7% Game: 24-67 35.8%
 3FG % 1st Half: 1-5 20.0% 2nd half: 2-7 28.6% Game: 3-12 25.0%
 FT % 1st Half: 3-4 75.0% 2nd half: 7-15 46.7% Game: 10-19 52.6%

Missouri State 76 • 13-4 (4-1 MVC)

#	Player	Total		3-Ptr		Rebounds			PF	TP	A	TO	Blk	Stl	Min
		FG-FGA	FG-FGA	FT-FTA	Off	Def	Tot								
33	Shorter, Christiana	5-11	0-0	2-2	5	3	8	2	12	4	3	0	1	25	
25	Mays, Tia	2-2	0-0	4-4	2	6	8	3	8	3	2	8	0	25	
05	Garrison, Casey	7-10	1-2	2-2	1	3	4	2	17	4	3	0	2	30	
12	Malone, Jasmine	2-12	0-1	5-6	2	6	8	2	9	2	2	0	0	32	
23	Roberson, Jaleshia	6-12	4-9	2-2	0	1	1	2	18	2	3	1	4	30	
01	Edie, Whitney	0-0	0-0	0-0	0	1	1	2	0	0	1	0	0	2	
03	Phillips, Desiree	0-0	0-0	0-0	0	0	0	0	0	0	2	0	0	2	
14	Buer, Karly	1-4	0-1	0-0	0	0	0	2	2	0	1	0	0	11	
15	Roberts, Kendra	0-1	0-0	0-0	1	4	5	1	0	2	0	0	0	15	
24	Griggs, Jacque	0-0	0-0	0-0	0	0	0	0	0	0	0	0	0	2	
40	Soldner, Regan	1-2	0-0	0-0	1	0	1	2	2	0	1	0	0	4	
43	Stock, Aly	0-0	0-0	0-0	0	0	0	0	0	0	1	0	0	3	
44	Boshe, Lacey	3-7	0-0	2-2	1	3	4	2	8	0	1	0	0	19	
Team				1		3			0						
Totals		27-61		5-13		17-18			14 29 43		20 76		17 19 10 7		200

FG % 1st Half: 15-31 48.4% 2nd half: 12-30 40.0% Game: 27-61 44.3%
 3FG % 1st Half: 4-10 40.0% 2nd half: 1-3 33.3% Game: 5-13 38.5%
 FT % 1st Half: 8-8 100.0% 2nd half: 9-10 90.0% Game: 17-18 94.4%

Officials: Felicia Grinter, Amy Bonner, Jeff Faulconer
 Technical fouls: Illinois State-None. Missouri State-None.
 Attendance: 3299

Score by periods	1st	2nd	Total
Illinois State	32	29	61
Missouri State	42	34	76

Last FG - ILS 2nd-01:29, WSUWBB 2nd-01:11.
 Largest lead - ILS by 3 1st-18:37, WSUWBB by 18 2nd-17:18.

GAME 14 // JAN. 8
ILLINOIS STATE 55
INDIANA STATE 74

Illinois State 55 • 10-4 (2-1 MVC)

#	Player	Total		3-Ptr		Rebounds			PF	TP	A	TO	Blk	Stl	Min
		FG-FGA	FG-FGA	FT-FTA	Off	Def	Tot								
21	Shelton, Kenyatta	4-18	0-0	1-3	4	2	6	2	9	1	0	0	0	23	
24	Hanley, Emily	2-10	0-1	0-0	0	2	2	5	4	2	2	2	1	21	
14	Clifton, Amanda	1-4	1-2	1-2	0	1	1	2	4	3	2	0	4	32	
20	Broadway, Katie	2-8	1-3	0-0	1	3	4	2	5	1	1	0	1	33	
34	Spanich, Hannah	2-5	0-2	4-5	0	0	0	3	8	0	2	2	1	27	
01	Jenkins, Alexis	1-2	0-0	0-0	0	0	0	3	2	0	0	0	0	13	
03	Sykes, Candace	4-6	2-3	2-2	2	1	3	2	12	0	1	0	0	20	
03	Jackson, Shala	2-6	0-2	2-4	3	2	5	1	6	0	1	0	1	17	
41	Hall, Marley	2-8	0-0	1-2	4	1	5	0	5	1	1	0	0	14	
Team				5		9			20		55		8 10 4 8		200
Totals		20-67		4-13		11-18			19 16 35		20 55		8 10 4 8		200

FG % 1st Half: 9-34 26.5% 2nd half: 11-33 33.3% Game: 20-67 29.9%
 3FG % 1st Half: 3-7 42.9% 2nd half: 1-6 16.7% Game: 4-13 30.8%
 FT % 1st Half: 3-4 75.0% 2nd half: 8-14 57.1% Game: 11-18 61.1%

Indiana State 74 • 8-6 (2-1 MVC)

#	Player	Total		3-Ptr		Rebounds			PF	TP	A	TO	Blk	Stl	Min
		FG-FGA	FG-FGA	FT-FTA	Off	Def	Tot								
13	Mattox, Deja	5-10	1-3	6-6	2	6	8	4	17	1	1	0	3	25	
31	Cooley, Kelsie	4-9	1-2	2-2	0	6	6	2	11	4	1	2	1	36	
05	Thomas, Shannon	7-11	0-0	7-7	1	11	12	5	21	4	5	4	2	33	
01	Schoen, Brittany	2-7	2-6	2-2	0	3	3	2	8	2	2	0	1	35	
23	Whitley, Taylor	3-7	0-1	3-4	1	1	2	0	9	4	3	0	0	37	
11	Gunning, Nikki	0-0	0-0	0-0	0	0	0	0	0	0	0	0	0	1	
20	Hodge, Moriah	0-0	0-0	0-0	0	0	0	0	0	0	1	0	0	2	
24	Vivo, Illyssa	0-0	0-0	0-0	1	0	1	0	0	0	1	0	0	4	
32	Rudmacher, Andrea	0-0	0-0	0-0	0	1	1	2	0	0	1	0	0	8	
33	Mann, Anna	2-3	2-3	2-2	0	0	0	0	8	0	2	0	1	19	
Team				3		5 8			16		74		15 18 6 8		200
Totals		23-47		6-15		22-23			8 33 41		16 74		15 18 6 8		200

FG % 1st Half: 13-29 44.8% 2nd half: 10-18 55.6% Game: 23-47 48.9%
 3FG % 1st Half: 4-10 40.0% 2nd half: 2-5 40.0% Game: 6-15 40.0%
 FT % 1st Half: 13-13 100.0% 2nd half: 9-10 90.0% Game: 22-23 95.7%

Officials: David Stewart (R), Jeneane Pence, Jeff Cross
 Technical fouls: Illinois State-Clifton, Amanda. Indiana State-None.
 Attendance: 3121

Score by periods	1st	2nd	Total
Illinois State	24	31	55
Indiana State	43	31	74

Last FG - ILS 2nd-00:38, INS 2nd-02:16.
 Largest lead - ILS None, INS by 22 2nd-14:01.

GAME 16 // JAN. 16
ILLINOIS STATE 56
WICHITA STATE 59

Illinois State 56 • 10-6, 2-3 MVC

#	Player	Total		3-Ptr		Rebounds			PF	TP	A	TO	Blk	Stl	Min
		FG-FGA	FG-FGA												

GAME 17 // JAN. 20
CREIGHTON 57
ILLINOIS STATE 70

Creighton 57 • 10-7 (4-2 MVC)

#	Player	Total			3-Ptr		Rebounds			PF	TP	A	TO	Blk	Stl	Min
		FG-FGA	FG-FGA	FT-FTA	Off	Def	Off	Def	Tot							
11	Schuetz, Sam	f	4-10	0-3	0-0	0	4	4	3	8	4	4	2	2	36	
21	Tritz, Carli	f	1-6	0-1	0-0	0	1	1	2	2	3	2	0	0	34	
44	Nelson, Kellie	c	4-10	0-0	0-0	0	2	2	3	8	0	1	3	1	19	
43	Woodard, Kelsey	g	6-14	1-4	4-4	1	2	3	2	17	2	2	1	0	34	
20	Jensen, Ally	g	1-4	1-4	0-0	1	1	2	0	3	1	1	0	0	25	
02	Moore, DaNae	g	0-0	0-0	0-0	0	2	2	0	0	0	0	0	0	15	
15	Fujan, McKenzie	g	0-1	0-0	0-0	0	0	0	2	0	0	0	0	0	4	
24	Corbin, Jasmin	g	0-0	0-0	0-0	0	0	0	0	0	0	0	0	1	9	
32	Garrison, Jordan	g	0-1	0-0	0-0	0	0	0	1	0	0	0	0	0	3	
42	Nelson, Sarah	g	7-10	2-3	1-2	3	2	5	4	17	1	0	0	2	14	
55	Kamphaus, Alyssa	g	1-2	0-0	0-0	1	2	3	1	2	0	0	0	1	7	
	Team					2	2	4								
	Totals		24-58	4-15	5-6	8	18	26	20	57	11	14	6	7	200	

FG % 1st Half:	9-29	31.0%	2nd half:	15-29	51.7%	Game:	24-58	41.4%	Deadball Rebounds	0
3FG % 1st Half:	0-5	0.0%	2nd half:	4-10	40.0%	Game:	4-15	26.7%		
FT % 1st Half:	0-0	0.0%	2nd half:	5-6	83.3%	Game:	5-6	83.3%		

Illinois State 70 • 11-6 (3-3 MVC)

#	Player	Total			3-Ptr		Rebounds			PF	TP	A	TO	Blk	Stl	Min
		FG-FGA	FG-FGA	FT-FTA	Off	Def	Off	Def	Tot							
21	Shelton, Kenyatta	f	3-5	0-0	2-4	3	3	6	1	8	2	4	0	0	18	
24	Hanley, Emily	f	7-12	0-1	7-8	0	8	8	0	21	1	1	0	1	36	
33	Jackson, Shala	f	4-13	0-1	2-2	1	3	4	4	10	1	3	0	1	34	
14	Clifton, Amanda	g	2-5	0-2	2-2	0	3	3	2	6	7	1	0	3	32	
34	Spanich, Hannah	g	2-6	1-3	2-2	2	6	8	1	7	0	1	1	0	26	
01	Jenkins, Alexis	g	0-0	0-0	0-0	0	0	0	0	0	0	0	0	0	14	
03	Sykes, Candace	g	1-2	0-0	0-0	0	1	1	1	2	0	0	0	0	9	
20	Broadway, Katie	g	5-6	4-4	2-2	0	1	1	3	16	2	5	1	1	25	
41	Hall, Marley	g	0-1	0-0	0-0	1	0	1	0	0	0	0	1	1	3	
50	Grace, Megan	g	0-0	0-0	0-0	1	0	1	0	0	0	0	1	0	3	
	Team					2	2	4								
	Totals		24-50	5-11	17-20	10	27	37	12	70	13	16	4	7	200	

FG % 1st Half:	10-24	41.7%	2nd half:	14-26	53.8%	Game:	24-50	48.0%	Deadball Rebounds	1
3FG % 1st Half:	3-6	50.0%	2nd half:	2-5	40.0%	Game:	5-11	45.5%		
FT % 1st Half:	4-6	66.7%	2nd half:	13-14	92.9%	Game:	17-20	85.0%		

Officials: Bob Enterline, Missy Brooks, Kevin Dillard
 Technical fouls: Creighton-None, Illinois State-None.
 Attendance: 1251

Score by periods	1st	2nd	Total
Creighton	18	39	57
Illinois State	27	43	70

	Points	In Paint	Off T/O	2nd Chance	Fast Break	Bench
CU	28	6	7	5	19	
ILS	26	11	9	11	18	

Last FG - CU 2nd-00:53, ILS 2nd-01:17.
 Largest lead - CU by 2 1st-19:03, ILS by 14 2nd-09:53.

Score tied - 2 times.
 Lead changed - 1 time.

GAME 19 // JAN. 27
ILLINOIS STATE 82
SOUTHERN ILLINOIS 44

Illinois State 82 • 13-6, 5-3

#	Player	Total			3-Ptr		Rebounds			PF	TP	A	TO	Blk	Stl	Min
		FG-FGA	FG-FGA	FT-FTA	Off	Def	Off	Def	Tot							
21	Shelton, Kenyatta	f	1-5	0-0	0-0	1	4	5	1	2	0	0	0	2	28	
24	Hanley, Emily	f	4-7	0-1	3-3	3	2	5	1	11	0	2	1	3	23	
14	Clifton, Amanda	g	2-5	0-1	0-0	1	0	1	2	4	2	0	2	2	20	
20	Broadway, Katie	g	3-6	1-3	2-2	2	1	3	2	9	1	0	0	1	23	
33	Jackson, Shala	g	3-10	0-0	4-4	1	1	2	2	10	1	2	0	5	23	
01	Jenkins, Alexis	g	1-5	0-1	0-0	1	3	4	0	2	1	2	0	2	17	
03	Sykes, Candace	g	5-8	3-4	0-0	0	2	2	2	13	1	2	0	1	11	
04	Nelson, Chloe	g	1-3	1-1	1-2	0	0	0	0	4	1	0	0	0	7	
22	Seberger, Alison	g	0-2	0-2	1-1	1	0	1	0	1	0	1	0	0	3	
32	Stewart, Jay	g	0-0	0-0	0-0	1	1	2	0	0	0	0	0	0	7	
34	Spanich, Hannah	g	4-8	2-3	2-2	1	5	6	1	12	3	2	0	2	24	
41	Hall, Marley	g	1-3	0-0	1-2	0	1	1	0	3	0	0	0	0	6	
50	Grace, Megan	g	3-4	0-0	5-6	1	1	2	0	11	0	0	1	1	8	
	Team					2	3	5								
	Totals		28-66	7-16	19-22	15	24	39	11	82	10	11	2	19	200	

FG % 1st Half:	17-36	47.2%	2nd half:	11-30	36.7%	Game:	28-66	42.4%	Deadball Rebounds	1
3FG % 1st Half:	7-11	63.6%	2nd half:	0-5	0.0%	Game:	7-16	43.8%		
FT % 1st Half:	5-5	100.0%	2nd half:	14-17	82.4%	Game:	19-22	86.4%		

Southern Illinois 44 • 2-17, 0-8

#	Player	Total			3-Ptr		Rebounds			PF	TP	A	TO	Blk	Stl	Min
		FG-FGA	FG-FGA	FT-FTA	Off	Def	Off	Def	Tot							
11	Miller, Raquel	f	0-0	0-0	0-0	1	3	4	1	0	2	0	0	0	24	
20	Swingler, Katrina	f	2-9	0-0	2-2	2	5	7	4	6	0	4	3	0	28	
21	Shannon, Cici	c	2-6	0-0	0-0	4	4	8	6	4	0	3	6	0	23	
04	Lemar, Brooke	g	2-6	0-1	0-0	0	4	4	3	4	6	11	0	1	31	
22	Oliver, Teri	g	3-10	1-4	3-6	1	3	4	2	10	1	5	1	1	26	
02	Ignoto, Taylor	g	0-0	0-0	0-0	0	0	0	0	0	0	1	0	0	1	
10	Nwani, Nneka	g	0-2	0-0	1-2	4	4	8	1	1	1	2	0	0	18	
15	Mitchell, Charmise	g	0-0	0-0	0-0	0	0	0	0	0	0	1	0	0	2	
24	Reed, Renee	g	5-9	3-5	0-0	2	2	2	0	13	0	1	0	0	18	
32	Goins, Sidney	g	2-9	1-4	0-0	0	0	0	1	5	0	1	0	1	25	
04	Brandon, Rani	g	0-0	0-0	1-2	0	1	1	1	1	0	0	0	0	4	
	Team					1	1	2								
	Totals		16-51	5-14	7-12	15	25	40	19	44	8	31	10	3	200	

FG % 1st Half:	6-20	30.0%	2nd half:	10-31	32.3%	Game:	16-51	31.4%	Deadball Rebounds	1
3FG % 1st Half:	1-3	33.3%	2nd half:	4-11	36.4%	Game:	5-14	35.7%		
FT % 1st Half:	2-6	33.3%	2nd half:	5-6	83.3%	Game:	7-12	58.3%		

Officials: Troy Winders, Marvin Sykes, Kelly Dennis
 Technical fouls: Illinois State-TEAM, Southern Illinois-None.
 Attendance: 1609
 Illinois State bench assessed a technical at 14:17 in 2nd half
 SIU #21 Shannon fouled out at 00:26

Score by periods	1st	2nd	Total
Illinois State	46	36	82
Southern Illinois	15	29	44

	Points	In Paint	Off T/O	2nd Chance	Fast Break	Bench
ILS	28	38	17	2	46	
SIU	14	6	8	2	20	

GAME 18 // JAN. 22
DRAKE 45
ILLINOIS STATE 60

Drake 45 • 9-9 (3-4 MVC)

#	Player	Total			3-Ptr		Rebounds			PF	TP	A	TO	Blk	Stl	Min
		FG-FGA	FG-FGA	FT-FTA	Off	Def	Off	Def	Tot							
15	Hackbarth, Rachael	f	4-8	0-0	0-0	1	4	5	2	8	1	3	0	0	24	
21	Reid, Morgan	g	0-4	0-0	0-2	0	4	4	1	0	1	0	0	0	25	
22	Person, Kayla	g	1-3	1-1	1-2	1	2	3	2	4	2	4	0	1	17	
23	Turk, Kristin	g	4-19	0-5	4-4	2	1	3	1	12	3	2	0	4	37	
34	Wollschlager, Amber	g	0-5	0-2	0-0	0	0	0	0	0	0	0	1	1	15	
12	Ritscher, Ellie	g	1-1	1-1	0-0	0	2	2	0	3	1	0	1	0	7	
14	Marschner, Alyssa	g	0-0	0-0	1-2	0	2	2	0	1	0	5	0	1	23	
30	Montgomery, Alex	g	2-3	0-0	1-2	1	2	3	0	5	1	2	0	1	15	
31	Christianson, Angela	g	2-9	0-1	4-4	2	2	4	1	8	0	1	0	2	21	
44	Running, Stephanie	g	2-2	0-0	0-0	1	2	3	1	4	0	1	0	0	16	
	Team					2	2	4			1					
	Totals		16-54	2-10	11-16	10	23	33	8	45	9	19	2	10	200	

FG % 1st Half:	8-26	30.8%	2nd half:	8-28	28.6%	Game:	16-54	29.6%	Deadball Rebounds	5
3FG % 1st Half:	1-7	14.3%	2nd half:	1-3	33.3%	Game:	2-10	20.0%		
FT % 1st Half:	5-6	83.3%	2nd half:	6-10	60.0%	Game:	11-16	68.8%		

Illinois State 60 • 12-6 (4-3 MVC)

#	Player	Total			3-Ptr		Rebounds			PF	TP	A	TO	Blk
---	--------	-------	--	--	-------	--	----------	--	--	----	----	---	----	-----

GAME 21 // FEB. 5

INDIANA STATE **52**
ILLINOIS STATE **75**

Indiana State 52 • 11-10 (5-5 MVC)

#	Player	Total			3-Ptr			Rebounds			PF	TP	A	TO	Blk	Stl	Min
		FG-FGA	FG-FGA	FT-FTA	Off	Def	Tot	Off	Def	Tot							
31	Cooley, Kelsie	f	4-7	1-3	1-1	0	7	7	4	10	1	4	1	0	27		
10	Thomas, Shannon	c	3-4	0-0	3-4	1	5	6	2	9	2	7	2	1	33		
01	Schoen, Brittany	g	2-9	2-8	0-0	0	0	0	3	6	2	2	0	0	31		
13	Mattox, Deja	g	1-9	1-3	2-4	1	4	5	3	5	2	1	0	1	30		
23	Whitley, Taylor	g	3-9	1-2	8-8	1	2	3	4	15	2	4	0	1	37		
11	Gunning, Nikki	g	0-0	0-0	0-0	0	0	0	0	0	1	0	0	0	2		
15	Oyer, Sadie	g	0-0	0-0	0-0	0	1	1	0	0	0	0	1	0	3		
32	Rademacher, Andrea	g	1-4	0-0	0-0	0	1	1	0	2	0	0	0	0	17		
33	Munn, Anna	g	2-6	1-2	0-0	2	2	4	2	5	0	1	0	1	20		
Team						0	3	3									
Totals			16-48	6-18	14-17	5	25	30	18	52	10	19	4	4	200		

FG % 1st Half: 11-25 44.0% 2nd half: 5-23 21.7% Game: 16-48 33.3%
 3FG % 1st Half: 5-11 45.5% 2nd half: 1-7 14.3% Game: 6-18 33.3%
 FT % 1st Half: 5-6 83.3% 2nd half: 9-11 81.8% Game: 14-17 82.4%

Illinois State 75 • 15-6 (7-3 MVC)

#	Player	Total			3-Ptr			Rebounds			PF	TP	A	TO	Blk	Stl	Min
		FG-FGA	FG-FGA	FT-FTA	Off	Def	Tot	Off	Def	Tot							
21	Shelton, Kenyatta	f	2-7	0-0	0-0	2	8	10	3	4	2	1	1	1	25		
24	Hanley, Emily	f	7-14	1-1	1-3	1	3	4	2	16	1	1	0	1	31		
14	Clifton, Amanda	g	1-4	0-0	0-2	0	0	0	0	2	4	1	0	1	24		
33	Jackson, Shala	g	4-9	0-0	4-6	3	5	8	0	12	3	3	0	0	25		
34	Spanich, Hannah	g	2-5	1-1	4-6	2	4	6	3	9	0	1	0	1	18		
01	Jenkins, Alexis	g	1-1	0-0	2-2	0	0	0	3	4	1	3	1	0	15		
03	Sykes, Candace	g	2-2	0-0	1-1	1	3	4	0	5	0	0	1	1	14		
04	Nelson, Chloe	g	0-0	0-0	2-2	0	0	0	0	2	0	0	0	1	3		
20	Broadway, Katie	g	7-14	3-5	0-0	2	2	4	0	17	0	0	0	0	29		
22	Seberger, Alison	g	0-2	0-1	0-0	0	1	1	0	0	0	1	0	0	3		
32	Stewart, Jay	g	0-1	0-1	0-0	0	0	0	0	0	0	0	0	0	2		
41	Hall, Marley	g	0-0	0-0	0-0	0	0	0	0	0	0	0	0	0	3		
50	Grace, Megan	g	2-4	0-0	0-0	1	1	2	4	4	0	0	0	1	8		
Team						3	2	5									
Totals			28-63	5-9	14-22	15	29	44	15	75	11	11	3	8	200		

FG % 1st Half: 14-31 45.2% 2nd half: 14-32 43.8% Game: 28-63 44.4%
 3FG % 1st Half: 1-2 50.0% 2nd half: 4-7 57.1% Game: 5-9 55.6%
 FT % 1st Half: 2-4 50.0% 2nd half: 12-18 66.7% Game: 14-22 63.6%

Officials: Ron Dressander, Tim Daley, Carol Comanitz
 Technical fouls: Indiana State-None, Illinois State-None.
 Attendance: 4054
 6th largest crowd in ISU Women's Basketball history.

Score by periods	1st	2nd	Total
Indiana State	32	20	52
Illinois State	31	44	75

Points	In	Off	2nd	Fast	Bench
INS	16	3	7	6	7
ILS	30	24	19	4	32

Last FG - INS 2nd-01:02, ILS 2nd-02:07.
 Largest lead - INS by 3 1st-18:37, ILS by 26 2nd-01:13.
 Score tied - 4 times.
 Lead changed - 7 times.

GAME 23 // FEB. 12

MISSOURI STATE **59**
ILLINOIS STATE **78**

Missouri State 59 • 17-8 (8-5 MVC)

#	Player	Total			3-Ptr			Rebounds			PF	TP	A	TO	Blk	Stl	Min
		FG-FGA	FG-FGA	FT-FTA	Off	Def	Tot	Off	Def	Tot							
32	Mays, Tia	f	1-2	0-0	0-0	1	2	3	1	2	0	0	2	0	23		
35	Shorter, Christiana	f	5-10	0-0	5-10	3	4	7	2	15	0	4	0	0	31		
03	Garrison, Casey	g	7-13	1-2	4-4	2	1	3	1	19	2	4	1	3	37		
12	Malone, Jasmine	g	3-8	0-2	0-0	1	4	5	4	6	6	5	0	2	30		
14	Buer, Karly	g	2-4	0-1	0-0	1	0	1	1	4	0	1	0	0	11		
01	Edie, Whitney	g	1-3	0-0	0-0	1	0	1	0	2	1	0	0	0	7		
15	Roberts, Kendra	g	1-4	0-2	1-2	1	1	2	3	3	0	1	0	0	21		
23	Roberson, Jaleshia	g	2-6	1-4	0-1	0	1	1	2	5	0	1	0	0	20		
40	Soldner, Regan	g	1-1	0-0	1-2	1	3	4	2	3	0	0	0	0	18		
44	Boshe, Lacey	g	0-1	0-0	0-0	0	0	0	0	0	0	0	0	0	2		
Team						3	2	5									
Totals			23-52	2-11	11-19	14	18	32	16	59	9	17	3	5	200		

FG % 1st Half: 12-26 46.2% 2nd half: 11-26 42.3% Game: 23-52 44.2%
 3FG % 1st Half: 1-8 12.5% 2nd half: 1-3 33.3% Game: 2-11 18.2%
 FT % 1st Half: 4-9 44.4% 2nd half: 7-10 70.0% Game: 11-19 57.9%

Illinois State 78 • 17-6 (9-3 MVC)

#	Player	Total			3-Ptr			Rebounds			PF	TP	A	TO	Blk	Stl	Min
		FG-FGA	FG-FGA	FT-FTA	Off	Def	Tot	Off	Def	Tot							
21	Shelton, Kenyatta	f	3-4	0-0	0-1	3	3	6	3	6	1	1	1	0	25		
24	Hanley, Emily	f	7-10	1-1	2-7	3	3	6	1	17	2	2	0	0	38		
14	Clifton, Amanda	g	4-8	1-1	2-2	1	5	6	1	11	10	2	1	3	37		
33	Jackson, Shala	g	6-9	1-2	1-2	0	1	1	3	14	0	1	1	0	28		
34	Spanich, Hannah	g	3-8	1-3	2-2	1	3	4	3	9	0	3	0	1	30		
01	Jenkins, Alexis	g	1-2	0-0	0-0	0	0	0	2	2	0	0	0	0	8		
04	Nelson, Chloe	g	0-0	0-0	0-0	0	0	0	0	0	0	0	0	0	1		
20	Broadway, Katie	g	7-12	3-6	2-2	0	3	3	2	19	0	2	0	1	25		
22	Seberger, Alison	g	0-0	0-0	0-0	0	0	0	0	0	0	0	0	0	1		
41	Hall, Marley	g	0-1	0-0	0-0	0	2	2	2	0	2	0	0	0	6		
50	Grace, Megan	g	0-0	0-0	0-0	0	0	0	0	0	0	0	0	0	1		
Team						1	1	2									
Totals			31-54	7-13	9-16	9	21	30	17	78	13	13	3	5	200		

FG % 1st Half: 15-27 55.6% 2nd half: 16-27 59.3% Game: 31-54 57.4%
 3FG % 1st Half: 5-8 62.5% 2nd half: 2-5 40.0% Game: 7-13 53.8%
 FT % 1st Half: 3-8 37.5% 2nd half: 6-8 75.0% Game: 9-16 56.3%

Officials: Teresa Dahlem, Rod Creech, Scott Fruehling
 Technical fouls: Missouri State-None, Illinois State-None.
 Attendance: 2566

Score by periods	1st	2nd	Total
Missouri State	29	30	59
Illinois State	38	40	78

Points	In	Off	2nd	Fast	Bench
MSU	26	17	12	6	13
ILS	24	20	14	10	21

Last FG - MSU 2nd-00:52, ILS 2nd-03:41.
 Largest lead - MSU by 2 1st-18:39, ILS by 22 2nd-03:41.
 Score tied - 3 times.
 Lead changed - 1 time.

GAME 22 // FEB. 10

WICHITA STATE **60**
ILLINOIS STATE **69**

Wichita State 60 • 11-12 (5-7 MVC)

#	Player	Total			3-Ptr			Rebounds			PF	TP	A	TO	Blk	Stl	Min
		FG-FGA	FG-FGA	FT-FTA	Off	Def	Tot	Off	Def	Tot							
25	Turner, Chynna	f	1-3	1-1	0-0	0	4	4	5	3	0	3	1	2	21		
33	Price, Michelle	f	3-8	0-0	1-4	3	1	4	5	7	1	6	1	0	23		
12	Diamond, Jessica	g	5-15	1-3	4-4	0	1	1	2	15	2	0	0	1	36		
21	Lankster, Haleigh	g	6-15	1-5	0-1	4	4	8	4	13	2	3	0	2	27		
22	Dawkins, Breanna	g	2-5	1-1	2-4	3	3	6	1	7	3	3	0	3	33		
04	Sanchez, Alicia	g	0-1	0-0	0-0	0	2	2	5	0	2	0	0	1	24		
15	Robben, Heather	g	1-2	1-2	0-0	0	0	0	0	3	0	1	0	0	10		
34	Gordon, Jazimen	g	5-7	0-0	2-2	2	8	10	1	12	0	3	1	0	26		
Team						0	0	0									
Totals			23-56	5-12	9-15	12	23	35	26	60	8	21	3	9	200		

FG % 1st Half: 12-26 46.2% 2nd half: 11-30 36.7% Game: 23-56 41.1%
 3FG % 1st Half: 3-5 60.0% 2nd half: 2-7 28.6% Game: 5-12 41.7%
 FT % 1st Half: 3-8 37.5% 2nd half: 6-7 85.7% Game: 9-15 60.0%

Illinois State 69 • 16-6 (8-3 MVC)

#	Player	Total			3-Ptr			Rebounds			PF	TP	A	TO	Blk	Stl	Min
		FG-FGA	FG-FGA	FT-FTA	Off	Def	Tot	Off	Def	Tot							
21	Shelton, Kenyatta	f	1-2	0-0	0-0	2	6	8	3	5	2	4	0	1	30		
24	Hanley, Emily	f	8-15	0-1	4-10	1	6	7	1	20	0	2	0	2	37		
14	Clifton, Amanda	g	2-5	0-1	2-2	1	2	3	2	6	2	0	0	0	33		
33																	

GAME 25 // FEB. 19
ILLINOIS STATE **44**
CREIGHTON **71**

Illinois State 44 • 17-8, 9-5 MVC

#	Player	Total			3-Ptr			Rebounds			PF	TP	A	TO	Blk	Stl	Min
		FG	FGA	FT	FTA	Off	Def	Tot									
21	Shelton, Kenyatta	f	1-3	0-0	0-0	2	0	2	4	2	0	3	0	1	1	26	
24	Hanley, Emily	f	3-12	0-1	2-2	4	5	9	2	8	0	3	1	1	30		
14	Clifton, Amanda	g	1-5	0-0	1-1	0	2	2	1	3	1	3	0	2	33		
20	Broadway, Katie	g	4-9	2-3	3-4	0	4	4	0	13	2	2	0	1	32		
33	Jackson, Shala	g	1-6	0-0	1-4	5	1	6	2	3	0	4	0	0	18		
01	Jenkins, Alexis	g	1-3	0-0	1-1	1	0	1	0	3	0	1	0	0	10		
03	Sykes, Candace	g	0-3	0-1	2-2	0	0	0	0	2	0	0	0	0	10		
04	Nelson, Chloe	g	0-0	0-0	0-0	0	0	0	0	0	0	0	0	0	2		
22	Seberger, Alison	g	0-0	0-0	1-2	0	0	0	0	1	0	0	0	0	2		
32	Stewart, Jay	g	0-0	0-0	0-0	0	0	0	0	1	0	0	0	0	2		
34	Spanich, Hannah	g	1-5	0-0	4-4	1	4	5	1	6	0	1	1	0	24		
41	Hall, Marley	g	0-3	0-0	1-4	0	0	0	1	1	1	0	0	0	6		
50	Grace, Megan	g	1-1	0-0	0-0	0	1	1	0	2	0	0	0	0	5		
Team						1	1	2									
Totals			13-50	2-5	16-24	14	18	32	12	44	4	18	2	5	200		

FG % 1st Half: 9-25 36.0% 2nd half: 4-25 16.0% Game: 13-50 26.0% Deadball Rebounds 2
 3FG % 1st Half: 2-3 66.7% 2nd half: 0-2 0.0% Game: 2-5 40.0%
 FT % 1st Half: 3-3 100.0% 2nd half: 13-21 61.9% Game: 16-24 66.7%

Creighton 71 • 18-8, 12-3 MVC

#	Player	Total			3-Ptr			Rebounds			PF	TP	A	TO	Blk	Stl	Min
		FG	FGA	FT	FTA	Off	Def	Tot									
11	Schuett, Sam	f	2-4	2-3	0-0	0	4	4	1	6	2	1	2	1	29		
44	Nelson, Kellie	c	2-3	0-0	0-0	0	2	2	3	4	0	1	1	0	11		
02	Moore, DaNae	g	2-4	1-1	1-2	1	4	5	3	6	2	2	0	0	23		
03	Woodard, Kelsey	g	3-9	3-4	2-2	2	6	8	1	11	3	3	0	3	30		
21	Tritz, Carl	g	5-8	0-0	0-0	1	1	2	1	10	5	3	0	2	24		
15	Fujan, McKenzie	g	2-4	0-0	1-2	0	1	1	0	5	1	0	0	0	10		
20	Jensen, Ally	g	1-2	0-1	0-0	0	3	3	1	2	1	0	0	1	20		
34	Corbin, Jasmijn	g	0-3	0-3	1-2	1	0	1	1	1	3	0	0	2	15		
22	Garrison, Jordan	g	2-3	2-3	0-0	0	0	0	0	6	0	0	0	1	7		
42	Nelson, Sarah	g	6-8	1-2	2-3	2	3	5	3	15	2	1	2	0	24		
55	Kamphaus, Alyssa	g	2-5	0-0	1-2	2	3	5	5	5	1	2	1	0	7		
Team						0	2	2									
Totals			27-53	9-17	8-13	9	29	38	19	71	20	13	6	10	200		

FG % 1st Half: 15-27 55.6% 2nd half: 12-26 46.2% Game: 27-53 50.9% Deadball Rebounds 4
 3FG % 1st Half: 6-10 60.0% 2nd half: 3-7 42.9% Game: 9-17 52.9%
 FT % 1st Half: 4-5 80.0% 2nd half: 4-8 50.0% Game: 8-13 61.5%

Officials: Gina Cross, Doug Knight, Randy Robertson
 Technical fouls: Illinois State-None, Creighton-None.
 Attendance: 1509
 Fouled out: CU #55 2:57 2nd
 Senior Day for CU's Kellie Nelson, Sam Schuett, Kelsey Woodard

Score by periods	1st	2nd	Total
Illinois State	23	21	44
Creighton	40	31	71

	In	Off	2nd	Fast	Bench
Points	Paint	T/O	Chance	Break	
ILS	18	9	4	4	15
CU	32	16	7	2	34

Last FG - ILS 2nd-01:58, CU 2nd-01:07.
 Largest lead - ILS by 3 1st-17:50, CU by 32 2nd-03:49.

GAME 27 // FEB. 27
SOUTHERN ILLINOIS **62**
ILLINOIS STATE **87**

Southern Illinois 62 • 2-25 (0-16 MVC)

#	Player	Total			3-Ptr			Rebounds			PF	TP	A	TO	Blk	Stl	Min
		FG	FGA	FT	FTA	Off	Def	Tot									
20	Swingler, Katrina	f	7-17	0-1	4-6	3	4	7	4	18	0	3	1	1	35		
21	Shannon,Cici	c	1-1	0-0	0-2	0	4	4	5	2	1	1	1	0	16		
04	Lemar,Brooke	g	3-8	0-0	5-6	1	2	3	2	11	3	7	0	1	40		
22	Oliver, Teri	g	3-14	2-10	9-11	0	3	3	4	17	4	6	0	1	38		
32	Goins,Sidney	g	1-7	0-5	0-0	0	2	2	5	2	3	4	1	0	26		
10	Nwani,Nneka	g	3-4	0-0	0-0	1	4	5	4	6	0	1	1	1	26		
14	Giritharan,Ashley	g	0-0	0-0	0-0	0	0	0	0	0	0	0	0	0	2		
15	Mitchell,Charmise	g	1-1	0-0	1-1	0	1	1	0	3	0	0	0	0	6		
23	Courier,Jordyn	g	1-2	1-2	0-0	0	1	1	2	3	0	0	0	0	10		
24	Reed,Renee	g	0-0	0-0	0-0	0	1	1	0	0	0	0	0	0	1		
Team						3	1	4									
Totals			20-54	3-18	19-26	8	23	31	26	62	11	22	4	4	200		

FG % 1st Half: 11-31 35.5% 2nd half: 9-23 39.1% Game: 20-54 37.0% Deadball Rebounds 4
 3FG % 1st Half: 2-12 16.7% 2nd half: 1-6 16.7% Game: 3-18 16.7%
 FT % 1st Half: 6-8 75.0% 2nd half: 13-18 72.2% Game: 19-26 73.1%

Illinois State 87 • 19-8 (11-5 MVC)

#	Player	Total			3-Ptr			Rebounds			PF	TP	A	TO	Blk	Stl	Min
		FG	FGA	FT	FTA	Off	Def	Tot									
24	Hanley, Emily	f	10-15	0-0	4-9	3	3	6	1	24	0	3	0	1	29		
34	Spanich, Hannah	f	0-4	0-1	0-0	0	3	3	3	0	1	1	0	2	18		
21	Shelton, Kenyatta	c	4-7	0-0	2-7	3	6	9	4	10	1	1	0	1	26		
14	Clifton, Amanda	g	4-8	0-0	0-1	0	3	3	2	8	6	3	1	4	34		
33	Jackson, Shala	g	1-7	0-0	3-4	3	2	5	3	5	0	3	0	0	23		
01	Jenkins, Alexis	g	2-3	1-1	3-3	1	0	1	1	8	1	2	0	1	12		
03	Sykes, Candace	g	0-0	0-0	0-0	0	2	2	2	0	0	0	0	1	9		
04	Nelson, Chloe	g	0-0	0-0	0-0	0	0	0	1	0	0	0	0	0	1		
20	Broadway, Katie	g	10-12	2-2	0-1	0	5	5	2	22	1	3	2	30			
22	Seberger, Alison	g	1-1	1-1	0-0	0	1	1	1	3	0	0	0	0	2		
32	Stewart, Jay	g	0-0	0-0	0-0	0	0	0	0	0	0	0	0	0	2		
41	Hall, Marley	g	2-3	0-0	3-4	0	0	0	1	7	1	0	0	1	12		
50	Grace, Megan	g	0-0	0-0	0-0	0	0	0	0	0	0	0	0	0	2		
Team						1	4	5									
Totals			34-60	4-5	15-29	11	29	40	21	87	11	17	1	13	200		

FG % 1st Half: 15-29 51.7% 2nd half: 19-31 61.3% Game: 34-60 56.7% Deadball Rebounds 6
 3FG % 1st Half: 1-2 50.0% 2nd half: 3-3 100.0% Game: 4-5 80.0%
 FT % 1st Half: 3-8 37.5% 2nd half: 12-21 57.1% Game: 15-29 51.7%

Officials: Tim Daley, Becky Blank, Todd Moistner
 Technical fouls: Southern Illinois-None, Illinois State-None.
 Attendance: 2569
 8:55 2nd Half visitor's #32 S. Goins fouls out.
 8:21 2nd Half visitor's #21 C. Shannon fouls out.

Score by periods	1st	2nd	Total
Southern Illinois	30	32	62
Illinois State	34	53	87

	In	Off	2nd	Fast	Bench
Points	Paint	T/O	Chance	Break	
SIU	22	9	7	6	12
ILS	38	21	11	4	40

Last FG - SIU 2nd-00:10, ILS 2nd-00:33.
 Largest lead - SIU by 5 1st-11:04, ILS by 28 2nd-00:33.

GAME 26 // FEB. 24
EVANSVILLE **39**
ILLINOIS STATE **49**

University of Evansville 39 • 8-18 (3-12 MVC)

#	Player	Total			3-Ptr			Rebounds			PF	TP	A	TO	Blk	Stl	Min
		FG	FGA	FT	FTA	Off	Def	Tot									
03	Falkenstein, Chelsea	f	1-4	0-1	0-0	1	7	8	2	2	1	6	2	1	25		
21	Collins, Meagan	f	2-8	0-2	0-0	0	3	3	3	4	1	3	1	0	23		
25	Heck, Samantha	c	1-9	0-1	0-0	4	1	5	1	2	2	1	1	0	30		
24	Ware, Taylor	g	1-4	0-0	0-2	3	1	4	1	2	0	0	0	1	15		
34	Bamberger, Stephanie	g	1-2	1-1	0-0	2	2	4	3	0	2	1	2	2	23		
01	Hart, Khristian	g	2-4	1-2	1-2	0	1	1	2	6	1	0	0	2	16		
12	Gillum, Staci	g	0-4	0-2	0-0	0	3	3	1	0	1	2	0	0	18		
15	Blair, Briyana	g	5-11	0-1	0-0	4	1	5	2	10	2	5	2	3	21		
22	Liles, Miranda	g	0-0	0-0	0-0	0	2	2	1	0	0	2	0	0	7		
23	Ellerson, Katie	g	3-8	2-6	2-3	0	2	2	1	10	2	3	0	0	22		
Team						1	3	4									