



Game 28 | at So. Illinois | 7:05 p.m. | Mar. 3, 2011 | SIU Arena | AM 1330 KNSS

SCHEDULE & RESULTS

Date	Opponent	Radio	TV	Time/Result
NOVEMBER (3-2)				
Sun., 7	Central Oklahoma (Exh.)	KNSS 1330 AM		W, 88-68
Fri., 12	Arizona	KNSS 1330 AM		L(ot), 72-81
Tue., 16	at SIU Edwardsville	KNSS 1330 AM		W, 79-53
Sat., 20	George Mason	KNSS 1330 AM		W, 64-59
2010 Holiday Inn Woodland Hills Thanksgiving Classic (Northridge, Calif.)				
Fri., 26	at CS-Northridge	KNSS 1330 AM		W, 67-58
Sat., 27	vs. Wyoming	KNSS 1330 AM		L, 55-63
DECEMBER (3-4)				
Thu., 2	Santa Clara	KNSS 1330 AM		W, 64-49
Sun., 5	at South Dakota	KNSS 1330 AM		L, 47-57
Fri. 10	Savannah State	ShockerRadio.com	KS22	W, 67-41
Tue., 14	UC-Davis	KNSS 1330 AM		L, 66-78
Sun., 19	Texas-Pan American	KNSS 1330 AM		W, 95-55
Wed., 22	at Central Michigan	ShockerRadio.com		L, 73-98
Fri., 31	Evansville	KNSS 1330 AM		L, 66-74
JANUARY (4-4)				
Sun., 2	Southern Illinois	KNSS 1330 AM		W, 76-53
Thurs., 6	at Bradley	KNSS 1330 AM		L, 49-68
Sat., 8	at UNI	KNSS 1330 AM		L, 49-59
Thurs., 13	Indiana State	KNSS 1330 AM		W, 73-56
Sun., 16	Illinois State	KNSS 1330 AM		W, 59-56
Fri., 21	at Missouri State	KNSS 1330 AM	KS22	L, 41-71
Thurs., 27	at Drake	KNSS 1330 AM		W, 66-57
Sat., 29	at Creighton	KNSS 1330 AM		L (ot), 48-50
FEBRUARY (4-3)				
Fri., 4	UNI	KNSS 1330 AM		L, 57-77
Sun., 6	Bradley	KNSS 1330 AM		W, 81-74
Thu., 10	at Illinois State	KNSS 1330 AM	KS22	L, 60-69
Sat., 12	at Indiana State	KNSS 1330 AM		L, 57-65
Thu., 17	Missouri State	KNSS 1330 AM	MVC-TV	W, 69-52
Fri., 25	Creighton	KNSS 1330 AM		W, 60-51
Sun., 27	Drake	1240 AM/98.7 FM		W, 72-58
MARCH (0-0)				
Thurs., 3	at Southern Illinois	KNSS 1330 AM		7:05 p.m.
Sat., 5	at Evansville	KNSS 1330 AM		2:05 p.m.
2010 State Farm MVC Tournament (St. Charles, Mo.)				
Thurs., 10	Opening Round			5/8:30 p.m.
Fri., 11	Quarterfinals			12/2:30/6/8:30 p.m.
Sat., 12	Semifinals		FSN	5/7:30 p.m.
Fri., 13	Championship		FSN	2:35 p.m.
2010 NCAA Women's Basketball Tournament				
19-22	1st/2nd Rounds			Campus Sites
26-29	Regional Championships			Regional Sites
April 3-5	Final Four			San Antonio, Texas

▪ Denotes Missouri Valley Conference Game
All times are Central and subject to change

GAMEDAY CENTRAL

TV: None | Radio: AM 1330 KNSS

Live Audio Stream: www.shockerradio.com | Live Stats: www.siusalukis.com



Wichita State SHOCKERS

www.goshockers.com

10-11 Record: 14-13, 8-8 MVC | Location: Wichita, Kan. | Enrollment: 14,806

Head Coach: Jody Adams | Alma Mater: Tennessee ('94)

Career Record: 69-54 (4th yr.) | School Record: 45-46 (3rd yr.)

WBB SID: Brian Petrotta | E-Mail: bpetrotta@goshockers.com



Southern Illinois SALUKIS

www.siusalukis.com

10-11 Record: 2-25, 0-16 MVC | Location: Carbondale, Ill. | Enrollment: 20,037

Head Coach: Missy Tiber | Alma Mater: West Liberty State ('94)

Career Record: 169-95 (10th yr.) | School Record: 7-49 (2nd yr.)

WBB SID: Bil Ford | E-Mail: bford@siu.edu

THE SERIES

So. Illinois leads 35-24

In Wichita: WSU leads 17-12 | In Carbondale: SIU leads 22-7 | Neutral floors: SIU leads 1-0

Adams vs. SIU: 3-2 | Tiber vs. WSU: 1-2

Last Meeting: WSU 76-53 (12/11 in Wichita) | 1st meeting in series: SIU 77-69 (1/17/81 in Carbondale)

Current Series Streak: W2 | Last 5 meetings: 3-2 | Last 10 Meetings: 4-6

SHOCKER STORYLINES

▪ The Wichita State women's basketball team (14-13, 8-8 MVC) returns to the road for the final weekend of the regular season. The Shockers play at Southern Illinois (2-25, 0-16 MVC) on Thursday at 7:05 p.m. and wrap up the conference schedule Saturday with a 2:05 p.m. tipoff at Evansville (8-19, 3-13 MVC).

▪ Wichita State and Southern Illinois meet for the 60th time in a series dating back to 1981. The Shockers defeated SIU 76-53 on Jan. 2 by forcing 27 turnovers and grabbing 18 offensive rebounds. Haleigh Lankster tallied 15 points, six rebounds, and five steals. The Shockers bench out-scored SIU's reserves 45-11.

▪ The Shockers are looking for their first win in Carbondale and first regular season sweep of the Salukis since 2006.

▪ WSU is also looking for its first 4-game winning streak of the year. The Shockers are 9-4 following a loss but just 5-8 following a win this year.

▪ The Shockers are coming off a 72-58 victory over Drake, giving WSU its first regular season sweep of the Bulldogs since 1995. WSU forced 25 turnovers and the Shockers held the MVC's leading scorer, Kristin Turk, to six points on 3-of-7 shooting.

▪ In 13 of 14 victories this year WSU has held the opponent to fewer than 60 points and in 11 of the 14 wins held the other team to a shooting percentage below .400.

▪ The Shockers are coming off the program's first winning month of February at 4-3 since also posting a 4-3 record in 2002.

▪ WSU is 1-6 in Valley road games this year. The Shockers have not won more than one road game in MVC play since 2005-06 and haven't won more than two since 2002-03.

▪ Wichita State is holding Missouri Valley Conference opponents to 23.7% shooting from three-point range, second only to first place Northern Iowa's 22.5% mark.



WICHITA STATE WOMEN'S BASKETBALL GAME NOTES



WSU in the MVC

(thru Feb 27 games)

Category	OFF	DEF
PPG	7th-64.2	4th-62.3
FG %	4th-.412	4th-.384
3p FG %	6th-.316	2nd-.274
REB	5th-36.9	7th-39.3

Category	Overall
FT %	10th - .642
Blocks	6th - 3.8
Steals	2nd - 9.6
Assists	8th - 12.3
REB Margin	8th - -2.4
TO Margin	4th - +1.7



2010-11 MVC Pre-Season Team

Name	Pos.	Yr.	Hometown
Casey Garrison, MSU	G	Jr.	Bolivar, Mo.
Lizzie Boeck, UNI	C	Sr.	Milwaukee, Wisc.
Jacqui Kalin, UNI	G	Jr.	Sioux City, Iowa
Jaleshia Roberson, MSU	G	Jr.	Kansas City, Mo.
Sam Schuett, CU	F	Sr.	Omaha, Neb.

Pre-Season Player of the Year: Casey Garrison, MSU

2010-11 MVC Pre-Season Poll

School (1st. place)	Pts.
1. Missouri State (27)	385
2. UNI (3)	329
3. Creighton (7)	328
4. Illinois State (2)	258
5. Wichita State	226
6. Bradley (1)	204
7. Drake	180
8. Indiana State	150
9. Southern Illinois	83
10. Evansville	57



MORGAN BOYD | G/F
5-9 ♦ Sr./2L ♦ Olathe, Kan.
East HS/Arkansas - Ft. Smith

PTS	REB	3P%	MIN
8.6	3.4	.396	17.6

NOTABLE: Lone senior on the team... Notched first career double-double with 16 pts and 11 reb vs. Santa Clara (12/2/10)... Scored season-high 20 pts on 7-of-9 shooting vs. UTPA (12/19/10)... 3rd in MVC in 3-pt % (.396) and 14-30 (.467) last 7 games played.



KRYSTLE HENDERSON | PG
5-4 ♦ Fr. ♦ Dallas, Texas
Skyline High School

PTS	AST	STL	MIN
--	--	--	--

NOTABLE: Rated No. 9 point guard and No. 27 overall in Texas by Premier Basketball Report... Set school record in career assists and finished 2nd in scoring... Led HS to No. 2 state ranking and USA Today Super 25 National Ranking.



ALICIA SANCHEZ | G
5-9 ♦ Jr./Tr. ♦ Peoria, Ariz.
Sunrise Mt. HS/Central Ariz. College

PTS	REB	AST	MIN
4.4	1.9	1.1	18.5

NOTABLE: 8-of-11 3-pt field goals have come in MVC contests... Reshirted '09-10 season... Helped the Central Ariz. College Vaqueras to the '09 NJCAA Division I Championship and 67-1 record in her 2 seasons.



JESSICA DIAMOND | G
5-7 ♦ So./1L ♦ Houston, Texas
Chester W. Nimitz High School

PTS	REB	AST	MIN
9.3	2.9	3.3	28.3

NOTABLE: Averaging 11.ppg in MVC play, 16th in the conference... 6th in MVC in assists (3.3) and 5th in Assist-Turnover Ratio (1.2)... Only Shocker with 500+ pts, 100+ assists and 100+ rebounds in career.



KELSEY JACOBS | F
6-2 ♦ Fr./HS ♦ Fortuna, Calif.
Fortuna High School

PTS	REB	BLK	MIN
0.6	1.3	0.4	7.4

NOTABLE: Will miss the remainder of the season due to injury... High School senior season cut short in mid-January due to ACL injury... Registered triple-double with 11 points, 17 rebounds, and 15 blocks vs. Healdsburg (Calif.) HS.



HEATHER ROBBERN | G
5-9 ♦ Jr./Tr. ♦ Maize, Kan.
Maize HS/Hutchinson (Kan.) CC

PTS	REB	FT	MIN
3.4	1.4	.857	15.7

NOTABLE: Contributed MVC-highs 8 pts and 21 mins @ Ind. St.... Had scored just 5 points in first 11 MVC games... Became HCC's first-ever two-time NJCAA All-American... Set school record in scoring (1,072 pts) and free throw percentage (.853)..



HALEIGH LANKSTER | G/F
5-9 ♦ Jr./2L ♦ Tulsa, Okla.
Booker T. Washington HS

PTS	REB	STL	MIN
12.6	4.3	1.9	29.0


NOTABLE: Scored double figures in 20 of 27 games... 10th in MVC in scoring (12.6), and 6th in steals (1.9)... 6th in WSU career 3-pt field goals (93)... Tied school record with 7 treys vs. Loyola (Ill.) 12/2/09.



BREANNA DAWKINS | G
5-6 ♦ Fr./HS ♦ Dallas, Texas
Cedar Hill High School

PTS	REB	AST	MIN
6.1	4.5	3.0	27.6

NOTABLE: 7th in MVC in steals (1.8), 10th in assists (3.0), and 7th in Ast/TO ratio (0.9)... Led HS to first state Final Four appearance since school moved up to Class 5A.



CHYNNA TURNER | F
6-0 ♦ So./1L ♦ Houston, Texas
Eisenhower High School

PTS	REB	AST	MIN
5.7	3.7	0.8	21.2

NOTABLE: Put in season-high 18 pts with 8-for-8 FT shooting at CS Northridge on Nov. 26, 2010... Averaging 6.4 points and 4.2 rebounds in MVC games... Named the S.A.S.O. Student-Athlete of the Month for February.



SHANNIKA BRYANT | C
6-4 ♦ Fr./HS ♦ Chicago, Ill.
St. Joseph High School

PTS	REB	FG%	MIN
3.1	2.4	.714	8.9


NOTABLE: Listed as No. 20 post player in the country by ESPNHoopGurlz.com and No. 298 player overall by Blue Star Basketball... Led HS to back-to-back regional titles, first 2 titles in school history.



MICHELLE PRICE | F
6-1 ♦ So./1L ♦ Kingwood, Texas
Kingwood High School

PTS	REB	STL	MIN
6.0	5.3	1.3	17.9

NOTABLE: Grabbed career-high 12 rebounds and matched career-high with 16 points vs. Missouri St. for her 2nd career double-double... 10th in MVC in Offensive Reb (2.1 pg)... Leads the Shockers in FG% during MVC games at .494 (38-of-77).



JAZIMEN GORDON | C
6-2 ♦ So./1L ♦ W. Memphis, Ark.
West Memphis High School

PTS	REB	BLK	MIN
7.6	4.6	1.5	22.6

NOTABLE: Swatted career-high 6 blocks Dec. 31 vs Evansville & tied career-high with 14 rebounds, a mark she set on New Year's Eve in 2009... 4th in MVC in blocked shots (1.5)... Averaging 10.7 ppg in last 5 games.



WICHITA STATE WOMEN'S BASKETBALL GAME NOTES



MEDIA INFORMATION

PLAYER AVAILABILITY

All player interview requests MUST be made through the Wichita State Athletics Media Relations Office. Throughout the season, players are available to meet the media at the conclusion of practice. To arrange an interview at the end of practice please contact Brian Petrotta with at least one day advance notice. Players will NOT be available for interviews on game-day except in the postgame interview room.

COACH ADAMS' AVAILABILITY

Head Coach Jody Adams is available for interviews following practice as well. If you would like to set up a time to talk to Coach Adams after a team practice, please contact Brian Petrotta by 5 p.m., on the day prior to schedule the interview. Advance notice of at least 24 hours is requested for interviews conducted daily after practice.

POSTGAME INTERVIEWS

Wichita State's locker room is closed. Brian Petrotta will poll media in attendance for player requests after the final media timeout in the contest. Coach Adams and requested players will then be available in the postgame interview room just beyond the south tunnel of Charles Koch Arena. Interviews will be conducted after a brief cooling off period which follows Coach Adams' postgame radio obligations.

THE JODY ADAMS RADIO SHOW

Wichita State head coach Jody Adams and voice of the Shocker women's basketball team Brian Petrotta will host a weekly 60-minute call-in radio show once a week throughout the season. The show will take place on Monday's at 7 p.m. (unless otherwise noted), at A.J.'s Sports Grill on the corner of 32nd and Rock Rd. and will be held on the following dates:

Nov. 8 ; Nov. 22 ; Tues., Nov. 30 ; Dec. 6 ; Dec. 20 ; Dec. 27 ; Jan. 3 ; Jan. 10 ; Jan. 17 ; Jan. 24 ; Feb. 7 ; Feb. 14 ; Feb. 21 ; Feb. 28 ; March 7 ; March 14

WSU MEDIA RELATIONS

WSU Media Relations Main Office: 316.978.3265
WBB Contact: Brian Petrotta (316.978.5535, direct)
Petrotta's cell: 316.617.8440
Petrotta's E-mail: bpetrotta@goshockers.com
Mailing Address:
Wichita State Athletics Media Relations
1845 Fairmount, Campus Box 18
Wichita, KS 67260-0018

INTERACTIVE MEDIA

Fans of the women's basketball program can also follow the Shockers through various social media pages including Facebook, twitter and YouTube.
WSU Women's Hoops on Facebook
Jody Adams on Twitter
WSU Athletics on Facebook
WSU Athletics on YouTube



LAST TIME OUT

The Shockers forced 25 turnovers for the second straight game and defeated Drake 72-58, earning WSU a regular season sweep of the Bulldogs for the first time since 1995. Haleigh Lankster poured in 16 points, including back-to-back layups after returning from a blow to the nose that caused her to leave the game. Morgan Boyd added 13 points in her final home game at Wichita St. The Shockers held the MVC's leading scorer Kristin Turk to six points, though center Rachael Hackbarth scored 27 points and grabbed 15 rebounds for Drake.

SCOUTING SIU

The Salukis have yet to win a game in The Valley and hold an overall 2-25 record. Statistically, the Salukis have struggled the most on offense, averaging 50.2 points and 23.6 turnovers while shooting 34.6% from the field. Sophomore guard Teri Oliver averaged 11.7 points and has connected on 61 three-point field goals this year while point guard Brooke LeMar has dished out 127 assists, an average of 4.7 per game. CiCi Shannon anchors the defense with 75 blocked shots. Shannon scored 11 points with 10 rebounds and 4 blocks against the Shockers in Wichita on Jan. 2 while Oliver added 16 points and Charnise Mitchell contributed 11 rebounds in 28 minutes off the bench.

SIU HEAD COACH MISSY TIBER

Tiber is in her second season in Carbondale after mastering the NCAA Division II level at Tusculum and Belmont Abbey, compiling a 167-70 record over eight seasons between the two schools. Last year Tiber led SIU to a 5-24 overall record, though four of those wins came against MVC opponents. As a player, Tiber scored nearly 1,000 points in her career at West Liberty State and was named all-conference her senior season.

NOTES ON JODY ADAMS

- ✓ WSU is 25-7 at home under Adams the last 2 years
- ✓ Sixth on the WSU all-time wins list, passing Larry Thyne earlier this year. Adams needs 4 wins to pass Jane Albright for fifth.
- ✓ 45-46 in her 3rd season at WSU and 69-54 overall (24-8 @ Murray St in 2007-08)
- ✓ WSU is 25-11 (6-5 this year) under Adams when out-rebounding opponent
- ✓ WSU is 28-1 (8-0 this year) under Adams when attempting more FTs than opponent

MARCHING ON

The Shockers head into March with 14 wins. Last season was the 11th time in school history WSU reached 15 wins or more. Wichita State has finished the year above .500 twice since the 1999-00 season set a school record with 20 victories.

FRIGID IN FEBRUARY NO LONGER

WSU's 4-3 record last month is the program's best mark in February since going 4-3 in 2002. Over the previous five years, WSU was 12-25 (.324) in February.

WARMING UP IN JANUARY

The Shockers recorded their first .500-or-better January since 2006, when the team went 5-5. WSU was 8-24 (.250) during the four Januaries prior to this season.

NOTES ON WSU IN THE MVC

Recent history has not been kind to Wichita State in Missouri Valley Conference competition. The Shockers have not finished higher than fifth since the 1999-2000 campaign and have only placed higher than fifth five times since joining the then-Gateway Conference in 1983-84. WSU has averaged a 7.75 finish over the last eight years, with a peak of 5th in 2005-06, a sixth place finish last year, two seventh place finishes, three ninth place, and one 10th. Wichita State has never reached higher than a tie for second, which came in the 1999-2000 season when WSU went 14-4. The Shockers have finished above .500 in conference play six times in school history but have not done so since that 14-4 year in '99-'00. In the decade prior to this season, WSU had a 60-120 (.333) record in MVC play, with last year's 8-10, 6th place finish the program's best since 2005-06.

Last 5 MVC Seasons

2009-10	8-10/6th
2008-09	4-14/t-9th
2007-08	3-15/10th
2006-07	4-14/9th
2005-06	8-10/5th

2010-11 **8-8/t-5th**

SCOREBOARD

So far in 2010-11, the Shockers are scoring at a rate of 63.9 points per game (7th in MVC) while surrendering 62.5 (4th). Wichita State has put up more than 70 points eight times this year while last season it took until March 12 for WSU to score 70 for the sixth (and final) time. The Shockers put up the program's highest point total under Jody Adams in a 95-55 rout of UT Pan American on Dec. 19. The 40-point differential also set a Koch Arena record for WSU women's basketball program. Individually, Haleigh Lankster is averaging a career-best 12.6 ppg and eight players average 4.4 ppg or better.

-->Part of the scoring success for this year's team has been efficiency as the Shockers are shooting .412 from the field - 4th in the MVC. Only one Shocker team since 1994-95 has shot better than .420 for the season (2006-07, .432).

FREE THINKING

WSU is 27-1 (7-0 this year) under Jody Adams when attempting more free throws than the opponent. As a team, the Shocks shoot over 64% from the line with four players hitting 68.4% or better. Heather Robben - the free throw percentage record holder at Hutchinson (Kan.) CC, leads the team at .857 (24-28).

Top Free Throw Shooters

Heather Robben	.857 (24-28)
Morgan Boyd	.794 (27-34)
Jessica Diamond	.772 (61-79)
Haleigh Lankster	.684 (52-76)



WICHITA STATE WOMEN'S BASKETBALL GAME NOTES



RESERVE POWER

The WSU bench continues to produce for Jody Adams, out-scoring the opponents' reserves in 19 of 27 games. WSU is 2-6 when its bench scores fewer points than the other side, with the wins coming vs. Illinois State and Drake. On average, the Shocker bench is out-scoring the opposition 25.3-15.2 this season.

TAKING CARE OF THE ROCK

For the first time since 2003, last year's WSU squad forced more turnovers than they committed. The Shockers forced 611 turnovers - an average of 18.5 - while giving it back just 550 times. This year's team is following suit, as WSU opponents have turned it over 511 times - 18.9 per game - while the Shockers have coughed it up 466 times (17.3/gm).

SHARING THE WEALTH

As a freshman, Jessica Diamond dished out 104 assists against 70 turnovers and paired with now-graduated Marisah Henderson to give Jody Adams a backcourt with two guards eclipsing the 100 assist plateau for the second straight season. Prior to Adams' arrival, WSU had not produced two players with 100+ assists in the same season since 1994-95. Through 26 games in 2010-11, Diamond leads the team with 88 assists - an average of 3.26 per game. Freshman BreAnna Dawkins has added 81 assists. Diamond is on pace for 98 assists and Dawkins 90. Both players rank in the Top 10 in the MVC in assists per game.

FOR THREE

Junior Haleigh Lankster entered the year 12th on WSU's all-time three point field goal list. Lankster recently passed Lexee McDonald for 6th and needs four more treys to tie Shelley Crow for 5th.

WSU Career 3-pt Field Goals

- | | |
|--------|---|
| 1. 177 | Courtney Sims (107 games) - 1997-01 |
| - | |
| 5. 98 | Shelley Crow (72 games) - 1986-90 |
| 6. 94 | Haleigh Lankster (88 games) - 2008-now |
| 7. 90 | Lexee McDonnell (57 games) - 2005-07 |

BOARDING

The Shockers have out-rebounded only 11 of 27 opponents in 2010-11 (SIU Edwardsville by 2, CS Northridge by 20, Savannah St by 7, UC Davis by 10, UTPA by 10, Indiana St. by 3, Creighton by 15, UNI by 1, Illinois St. by 1 and Missouri St. by 2) and are 6-5 in those games. For the year, WSU has been out-boarded 36.9-39.3.

SCORING MILESTONES

Haleigh Lankster is 16 points shy of 900 for her career. She is the active career scoring leader on the team with 884, and is vying to become the 17th Shocker to reach 1,000 career points. Sophomore Jessica Diamond recently scored her 500th career point. She is the Shockers' No.2 career scorer with 566. Morgan Boyd (454), Chynna Turner (428) and Jazimen Gordon (430) each passed the 400-point mark in February.

CLASSROOM SUCCESS

Seven Shockers were named to the Fall Athletic Director's Honor Roll: BreAnna Dawkins, Jazimen Gordon, Krystle Henderson, Kelsey Jacobs, Heather Robben, Michelle Price, and Chynna Turner. These student-athletes landed on the Honor Roll for maintaining a 3.0-or-better GPA.

JACOBS OUT FOR REST OF SEASON

Freshman frontcourt contributor Kelsey Jacobs will miss the remainder of the 2010-11 season due to injury. The 6-foot-2 native of Fortuna, Calif. averaged 7.4 minutes over nine games but had not played since Dec. 19.

SIGNING DAY

Jody Adams inked two players to national letters of intent in the fall signing period, Molly O'Brien and Alex Harden. O'Brien stands 5-foot-9 and averaged 22 points and 11 rebounds for Spokane (Mo.) High School, while earning all-league honors. She recently set her school's career scoring record. Harden (Springfield, Ill.) is 5-11 and carried averages of 13.7 points, 5.5 assists, 7.4 rebounds, 2.6 blocks, and 4.0 steals as a junior en route to picking up two all-state honors. Both are also accomplished track athletes.

A LOOK BACK AT 09-10

The Shockers accomplished several milestones in 2009-10 in Jody Adams' second season as head coach. Here is a sampling:

- ✓ First post-season win in school history (67-61 vs. Akron in the WBI, 3/18/10)
- ✓ School record for home wins (14)
- ✓ Best start in school history (10-3)
- ✓ Third most wins in school history (18) and only 5th time with 17+ wins
- ✓ First time beating the same team three times in a season (Missouri St.)
- ✓ Third post-season berth in school history
- ✓ Won MVC Tournament quarterfinal game for first time since 2002
- ✓ Won MVC Tournament game for the second season in a row (first time in school history)
- ✓ Posted first non-conference road win since 2005
- ✓ Moved up 58 spots in the RPI
- ✓ Forced more turnovers than its opponent over the course of a full season for the first time since 2003.
- ✓ Jessica Diamond was 5th Shocker named to MVC All-Freshman team and first since Whitney Rice in 2005-06
- ✓ Went 8-5 following a loss

NCAA TOURNAMENT COMES TO WICHITA

The NCAA Division I Women's Basketball Committee selected INTRUST Bank Arena and Wichita State University as host for the 1st and 2nd Rounds of the 2011 Women's Basketball Tournament. The games will be held Sun, March 20 and Tues., March 22. This is the first time Wichita has played host to the women's tournament and the first time Wichita has hosted an NCAA Tournament game since 1994. Wichita joins Shreveport, La. as a first-time host of the women's tournament.

2010-11 QUICK FACTS

GENERAL INFORMATION

School Name: Wichita State University
City: Wichita, Kan.
Zip Code: 67260-0018
Founded: 1895
Enrollment: 14,806
Nickname: Shockers
Official Colors: Black & Yellow (PMS 116)
Home Court: Charles Koch Arena
Capacity: 10,508
Affiliation: NCAA Division I
Conference: Missouri Valley
University President: Dr. Donald L. Beggs
Director of Athletics: Dr. Eric Sexton
Sr. Assoc. A.D./SWA: Becky Endicott
Athletics Dept. Phone: 316.978.3251
Ticket Office Phone: 316.978.3267
Official Athletics Site: www.goshockers.com

COACHING STAFF

Head Coach: Jody Adams
Alma Mater: Tennessee, 1994
Office Phone: 316.978.3257
Assistant Coaches:
 Kristy Guffey (Missouri Valley College, '97)
 Bridgette Gordon (Tennessee, '89)
 Carlai Moore (Southern Illinois, '07)
Dir. of Ops: Allison Lathim (Newman, '03)
Graduate Managers:
 Gerrett Spears (Pittsburg State, '09)
 Tiffany Coppage (Missouri State, '09)
Athletic Trainer: Dan Cahill, ATC-R (3rd Yr.)

TEAM INFORMATION

2009-10 Overall Record: 18-15
 2009-10 MVC Record (Finish): 8-10 (6th)
Breakdown: Home 14-3 | Away 2-10 | N 2-2
Starters Returning [3]
 [SF] Haleigh Lankster (Jr. | 11.2 ppg)
 [PF] Chynna Turner (So. | 8.3 ppg)
 [SG/SF] Morgan Boyd (Sr. | 7.2 ppg)
Starters Lost [2]
 [PG] Marisah Henderson (32 GS | 4.9 ppg)
 [SG] Sheena Johnson (31 GS | 8.8 ppg)
Letterwinners Returning: 6
Letterwinners Lost: 4

TEAM HISTORY

First Season: 1905-06
Division I All-Time Record: 432-559 (.436)
 / 34 yrs
MVC Regular Season Titles: None
MVC Tournament Titles: None
NCAA Tournament Appearances: None
WNIT Appearances: 2
WNIT Record: 0-2
WBI Appearances: 1
WBI Record: 1-1



HEAD COACH

JODY ADAMS

THIRD SEASON AT WSU | 69-54 (.561) OVERALL | 45-46 (.495) AT WSU

Third-year head coach Jody Adams has wasted little time in turning around the fortunes of Wichita State's women's basketball program. In only her second season, Adams mixed a nationally-ranked recruiting class with three returning players – each with only one year of NCAA Division I experience – and produced the third-highest win total and first post-season victory in school history.

Adams quickly molded her extremely inexperienced team into a competitive squad. The Shockers sped out of the gate to a 10-3 record, the best start in school history. That strong beginning formed a firm foundation, especially at home, where Wichita State set another school record with 14 home wins. Her team also made noise away from home, posting the school's first non-conference road victory since 2005. Overall, Adams led WSU to an 18-win season, the third-highest total in the Shocker record book, and boosted the Shockers' RPI 58 spots from the 2008-09 season.

A strong regular season set the tone for perhaps the most successful post-season in Shocker history. Wichita State earned the No. 6 seed in the State Farm Missouri Valley Conference Tournament, WSU's highest seeding since 2005-06. The Shockers then bested Missouri State in a victory that marked two milestones. Not only was it the first MVC Tournament quarterfinal win for the Shockers since 2002 but also the third time WSU had beaten Missouri State, the first time a Shocker squad had ever beaten one team three times in the same season.

The young team did not stop there. Due to their strong season and community support, Wichita State was selected as one of eight first-round host schools of the inaugural Women's Basketball Invitational (WBI). The Shockers hosted Akron on March 18, 2010 and used a thrilling second-half comeback to defeat the Zips. The 67-61 victory marked WSU's first-ever post-season win.

Statistically, Adams' Shockers improved in many areas. The 2009-10 squad became the first WSU team to force more turnovers that it committed since 2003. They also knocked down the sixth-most three-pointers (139), dished out the ninth-most assists (456), hauled in the 10th-most rebounds (1166) and came away with the eighth-most steals (290) in a single season in school history. Additionally, Adams coached two guards with 100 or more assists for the second straight year. Prior to her arrival, WSU had not had two players record 100+ assists in the same season since 1994-95.

Under her tutelage, guard Jessica Diamond was named to the MVC All-Freshman Team after finishing fourth among Valley freshmen in scoring. Diamond notched one of four MVC Newcomer-of-the-Week awards handed out to Shocker players in 2009-2010. Meanwhile, point guard Marisah Henderson capped her tremendous two-year career under Adams with 385 assists, good for third on the Shockers all-time list.

In her first season, Adams guided the Shockers to their first double-digit win campaign since the 2005-06 season, with a roster of just nine players. WSU was vastly improved in every major statistical category and finished tied with UNI for the second-biggest jump in the RPI of any Valley squad, finishing 17 places higher than it did at the end of the 2007-08 season. One dramatic improvement came in the area of scoring, as WSU bested its offensive output by more than five points per game. The Shockers also posted drastic improvements in turnovers, three-point shooting and assists, moving from 9.9 to 13.7 per game, which vaulted the Shockers into the top 100 nationally. Her focus on the defensive end helped lead the Shockers to the eighth-most blocks in single-season history, topping the 100-block plateau as a team for the fourth-straight year.

Her first Shocker squad also achieved numerous milestones, posting the first neutral court win for the school since 2004 after defeating Jacksonville State in the 2008 Piggy Wiggly Classic and earning WSU's first road win for the program since 2007 with a thrilling two-point win at Bradley on the final night of the regular season. She also led the Shockers to their first win in the State Farm MVC Women's Basketball Championship since 2002 with a record-breaking come-from-behind win over Missouri State, the first time in conference tournament history that a No. 10 seed won a game in the tournament.

Senior Marcy Sudbeck became Adams' first all-conference selection at Wichita State, after earning honorable mention honors following the 2008-09 season. She led the Valley with 11 double-double performances, and was the only MVC player to finish among the top five in the conference in both scoring and rebounding. Junior Marisah Henderson exploded onto the scene, and finished as the Valley leader and seventh nationally in assists under Adams' guidance in her first season at WSU. Henderson earned Valley Newcomer of the Week honors twice throughout the season, and led the conference by tallying double-digit assists on six occasions.

Adams' first Shocker squad had just as much success in the classroom, posting the second-highest team semester GPA on record with a cumulative 3.47 as a team during the Spring 2009 semester. Sudbeck became the first women's

basketball player in school history to earn second team ESPN The Magazine Academic All-America status, while becoming the first WSU student-athlete to be named to the MVC Scholar-Athlete first team since 2004. The team was named to the Women's Basketball Coaches Association Top 25 Team Honor Roll for a second-straight year in 2009, with the 14th-best GPA nationally in 2008-09.

Her teams were also involved in numerous community-based projects including the Susan G. Komen Race for the Cure and the Victory in the Valley East Meets West Run, participating in the event as a team in support of University President Dr. Donald L. Beggs' wife Shirley. The Shockers also participated in the Missouri Valley Conference's JustRead program, encouraging local elementary students to read while also visiting a local elementary school to help out with "Field Day" activities. Adams also embarked on a highly successful mentoring program that matches female community leaders in the Wichita area with Shocker women's basketball student-athletes who are interested in a similar line of work following graduation.

A former point-guard and national champion at the University of Tennessee, Adams helped advance teams to the postseason in each of her two previous coaching stops, including a trip to the 2008 NCAA Tournament with Murray State in her first year as a Division I head coach.

Her impact was felt immediately at MSU, leading the Racers to a 24-8 record in 2007-08, winning the Ohio Valley Conference Tournament Championship before falling to third-seeded Duke in the first round of the NCAA Oklahoma City Regional. Adams' experience helped groom two of the top scoring guards in the country in Ohio Valley Conference MVP Ashley Hayes and OVC Tournament MVP Amber Guffey, who both finished among the top 45 nationally in scoring.

The Racers finished 21st nationally in scoring in 2007-08, while ranking as the 25th best three-point shooting team in the country as well. Under Adams, MSU also finished third nationally in free-throw shooting (.807) and committed the fifth-fewest turnovers (13.1 per game) of any team in the country, further proof of her commitment to the fundamentals of the game.

The Cleveland, Tenn., native is no stranger to building a championship caliber program in the Missouri Valley Conference, after helping Southern Illinois turn its program around as an associate head coach for the Salukis from 2004-07. After finishing 10th in the MVC with just one conference win in 2004-05, she helped guide the Salukis to the sixth-biggest turnaround in the nation in 2006-07, winning nine more games than the previous season en route to a MVC regular-season championship and an appearance in the Postseason WNIT.

Heading the recruiting efforts at SIU, Adams wasted no time bringing in two MVC All-Freshman Team performers and first team all-conference member Carai Moore, who won the Valley's Newcomer-of-the-Year honor following the 2006 season. The Salukis were also a Women's Basketball Coaches Association Top-25 GPA program in two of Adams' three seasons in Carbondale, including a 3.32 team GPA following the 2006-07 season.

Prior to her time with Southern Illinois, Adams served as an assistant coach and associate head coach on the staff at UMKC. Leading recruiting efforts for the Kangaroos, Adams earned one of the most prestigious honors for an assistant coach, being named 2003 AFLAC National Assistant Coach of the Year.

Before her four-year stop at UMKC, Adams spent three seasons as assistant coach at the University of Minnesota. While serving as the recruiting coordinator for the Golden Gophers, Adams produced a recruiting class ranked among the top five nationally, including 2002 Big Ten Player of the Year Lindsay Whalen, the sixth-leading scorer in Big Ten history and fourth overall draft pick in the 2004 WNBA Draft to the Connecticut Sun.

Adams has also served as an assistant coach at Wake Forest (1996-97) and Auburn (1994-96) after starting her coaching career as a student assistant at her alma mater Tennessee. She was the starting point-guard on the Lady Vols' 1991 NCAA national championship team, and won four Southeastern Conference titles as a player from 1990-93. She was twice named to the SEC All-Academic Team, earning the Lady Vol Torch Award for academic excellence as well as the Lady Vol Coach's Award after being honored as a preseason All-American in 1993.

Prior to her stellar career as a Lady Vol, Adams was a high school All-American at Bradley Central High School under the late Jim Smiddy. Adams holds the unique distinction as the only student-athlete to play for the two winningest coaches in their respective fields, as Smiddy holds the all-time high school mark with more than 1,200 wins and Pat Summitt, who owns the collegiate women's basketball career coaching mark with more than 1,000 wins at the University of Tennessee.

She earned the Tennessee Sixth Player Award following her freshman season in 1990, and gained international playing experience after competing on the U.S. Junior National Team and the U.S. Festival South Team. Adams earned her B.S. in human performance from Tennessee in 1994, and resides in Wichita.



JODY ADAMS

HEAD COACH | THIRD SEASON

BIRTHDATE: Dec. 29, 1970

HOMETOWN: Cleveland, Tenn.

BIRTHPLACE: Athens, Tenn.

ADAMS HEAD COACHING FILE

Year	School	Record	Conf.	Finish
2007-08	Murray St.	24-8	15-5	3rd
2008-09	Wichita St.	13-18	4-14	t-9th
2009-10	Wichita St.	18-14	8-10	6th
2010-11	Wichita St.	14-13	8-8	--
TOTALS	3 Seasons	69-54	35-37	--
	WSU Totals	45-46	20-32	--

ADAMS COACHING LEDGER

2008-pres.	Head Coach - Wichita State
2007-08	Head Coach - Murray State
2004-07	Assistant Coach - Southern Illinois
2001-04	Associate Head Coach - UMKC
2000-01	Assistant Coach - UMKC
1999-00	Recruiting Coordinator - Minnesota
1997-99	Assistant Coach - Minnesota
1996-97	Assistant Coach - Wake Forest
1995-96	Assistant Coach - Auburn
1994-95	Restricted Earnings Coach - Auburn

ADAMS' POST-SEASON EXPERIENCE

2009-10	Women's Basketball Invitational - 2nd Rd.
2007-08	NCAA Tournament - 1st Rd.
2006-07	WNIT - 2nd Round
1995-96	NCAA Tournament - Elite 8



2010-11 WICHITA STATE WOMEN'S BASKETBALL ROSTER

NUMERICAL ROSTER

No.	Name	Pos.	Ht.	Cl.-Exp.	Hometown (High School / Previous School)
2	Morgan Boyd	G/F	5-10	Sr.-1L	Olathe, Kan. (East HS / Arkansas-Ft. Smith)
3	Krystle Henderson	G	5-4	Fr.-HS	Dallas, Texas (Skyline HS)
4	Alicia Sanchez	G	5-9	RSJr.-Tr.	Peoria, Ariz. (Sunrise Mt. HS / Central Ariz. College)
12	Jessica Diamond	G	5-7	So.-1L	Houston, Texas (Chester W. Nimitz HS)
13	Kelsey Jacobs	F	6-2	Fr.-HS	Fortuna, Calif. (Fortuna HS)
15	Heather Robben	G	5-9	Jr.-Tr.	Maize, Kan. (Maize HS/Hutchinson CC)
21	Haleigh Lankster	G/F	5-9	Jr.-2L	Tulsa, Okla. (Booker T. Washington HS)
22	BreAnna Dawkins	G	5-6	Fr.-HS	Dallas, Texas (Cedar Hill HS)
25	Chynna Turner	F	6-0	So.-1L	Houston, Texas (Eisenhower HS)
32	Shannika Bryant	C	6-4	Fr.-HS	Chicago, Ill. (St. Joseph HS)
33	Michelle Price	F	6-1	So.-1L	Kingwood, Texas (Kingwood HS)
34	Jazimen Gordon	C	6-2	So.-1L	West Memphis, Ark. (West Memphis HS)

ALPHABETICAL ROSTER

No.	Name	Pos.	Ht.	Cl.-Exp.	Hometown (High School / Previous School)
2	Morgan Boyd	G/F	5-10	Sr.-1L	Olathe, Kan. (East HS / Arkansas-Ft. Smith)
32	Shannika Bryant	C	6-4	Fr.-HS	Chicago, Ill. (St. Joseph HS)
22	BreAnna Dawkins	G	5-6	Fr.-HS	Dallas, Texas (Cedar Hill HS)
12	Jessica Diamond	G	5-7	So.-1L	Houston, Texas (Nimitz HS)
34	Jazimen Gordon	C	6-2	So.-1L	West Memphis, Ark. (West Memphis HS)
3	Krystle Henderson	G	5-4	Fr.-HS	Dallas, Texas (Skyline HS)
13	Kelsey Jacobs	F	6-2	Fr.-HS	Fortuna, Calif. (Fortuna HS)
21	Haleigh Lankster	G/F	5-9	Jr.-2L	Tulsa, Okla. (Booker T. Washington HS)
33	Michelle Price	F	6-1	So.-1L	Kingwood, Texas (Kingwood HS)
15	Heather Robben	G	5-9	Jr.-Tr.	Maize, Kan. (Maize HS/Hutchinson CC)
4	Alicia Sanchez	G	5-9	RSJr.-Tr.	Peoria, Ariz. (Sunrise Mt. HS / Central Ariz. College)
25	Chynna Turner	F	6-0	So.-1L	Houston, Texas (Eisenhower HS)

COACHING STAFF

Head Coach: Jody Adams (Tennessee, '94) 3rd season at WSU
Assistant Coach: Kristy Guffey (Missouri Valley College, '97) 3rd season at WSU
Assistant Coach: Bridgette Gordon (Tennessee, '89) 1st season at WSU
Assistant Coach: Carlai Moore (Southern Illinois, '07) 3rd season at WSU
Director of Operations: Allison Lathim (Newman, '03) 3rd season at WSU
Graduate Managers: Gerrett Spears (Pittsburg State, '09) 2nd season at WSU
 Tiffany Coppage (Missouri State, '09) 1st season at WSU

BY CLASS

Seniors: 1
Juniors: 3
Sophomores: 4
Freshmen: 4

PRONUNCIATION GUIDE

Shannika Bryant	shuh- NEE -kuh	Alicia Sanchez	uh- LEASH -uh
BreAnna Dawkins	bree- ON -uh	Chynna Turner	China
Jazimen Gordon	JAZZ -men	Carlai Moore	car- LAY -uh
Haleigh Lankster	HAY -lee		



2010-11 WICHITA STATE WOMEN'S BASKETBALL RESULTS

WSU Women's Basketball
 Wichita State Season Schedule/Results & Leaders (as of Feb 27, 2011)
 All games

RECORD:	OVERALL	HOME	AWAY	NEUTRAL
ALL GAMES	14-13	11-4	3-8	0-1
CONFERENCE	8-8	7-2	1-6	0-0
NON-CONFERENCE	6-5	4-2	2-2	0-1

Date	Opponent	Score	Att.	High Points	High Rebounds
11/12/10	ARIZ	72-81	Lot	4036 (18)Diamond, Jessica	(6)Robben, Heather
11/16/10	at SIUE	W 79-53		431 (17)Lankster, Haleigh	(9)Price, Michelle
11/20/10	MASON	W 65-59		1787 (16)Boyd, Morgan	(11)Price, Michelle
11/26/10	at Northridge	W 67-58		(21)Lankster, Haleigh	(8)Turner, Chynna
11/27/10	vs Wyoming	55-63	L	412 (15)Dawkins, Breanna	(10)Price, Michelle
12/02/10	SANTA CLARA	W 64-49		1458 (21)Lankster, Haleigh	(11)Boyd, Morgan
12/05/10	at South Dakota	47-57	L	709 (14)Lankster, Haleigh	(7)Boyd, Morgan
					(7)Lankster, Haleigh
12/10/10	SAVANNAH ST.	W 67-41		9831 (10)Dawkins, Breanna	(7)Dawkins, Breanna
				(10)Boyd, Morgan	
				(10)Price, Michelle	
12/14/10	UC DAVIS	66-78	L	1512 (23)Lankster, Haleigh	(11)Dawkins, Breanna
12/19/10	UTPA	W 95-55		1508 (20)Boyd, Morgan	(7)Sanchez, Alicia
12/22/10	at Central Michigan	73-98	L	698 (14)Dawkins, Breanna	(8)Bryant, Shannika
					(8)Dawkins, Breanna
12/31/10	*EVANSVILLE	66-74	L	1547 (17)Boyd, Morgan	(14)Gordon, Jazimen
01/02/11	*SIU	W 76-53		1151 (15)Price, Michelle	(8)Turner, Chynna
				(15)Lankster, Haleigh	
01-06-10	*at Bradley	49-68	L	765 (12)Lankster, Haleigh	(5)Gordon, Jazimen
				(12)Diamond, Jessica	(5)Price, Michelle
01-08-11	*at UNI	49-59	L	611 (10)Lankster, Haleigh	(4)Diamond, Jessica
					(4)Dawkins, Breanna
					(4)Lankster, Haleigh
01/13/11	*INDIANA STATE	W 73-56		1155 (19)Diamond, Jessica	(8)Price, Michelle
01/16/11	*ILLINOIS STATE	W 59-56		1977 (14)Price, Michelle	(10)Price, Michelle
01/21/11	*at Missouri State	41-71	L	4583 (10)Dawkins, Breanna	(9)Gordon, Jazimen
01-27-11	*at Drake	W 66-57		2051 (21)Diamond, Jessica	(9)Price, Michelle
01-29-11	*at Creighton	48-50	Lot	2121 (11)Dawkins, Breanna	(9)Dawkins, Breanna
02/04/11	*UNI	57-77	L	1562 (16)Boyd, Morgan	(8)Boyd, Morgan
02/06/11	*BRADLEY	W 81-74		1458 (19)Boyd, Morgan	(7)Gordon, Jazimen
02/10/11	*at Illinois State	60-69	L	1164 (15)Diamond, Jessica	(10)Gordon, Jazimen
02-12-11	*at Indiana State	57-65	L	10200 (15)Diamond, Jessica	(5)Turner, Chynna
					(5)Price, Michelle
02/17/11	*MISSOURI STATE	W 69-52		2196 (18)Lankster, Haleigh	(12)Price, Michelle
02/25/11	*CREIGHTON	W 60-51		1616 (20)Lankster, Haleigh	(6)Boyd, Morgan
02/27/11	*DRAKE	W 72-58		1643 (16)Lankster, Haleigh	(6)Gordon, Jazimen

* - Conference game

Attendance Summary	Games	Attend	Avg/Game
Home	15	34437	2296
Away	11	23333	2121
Neutral	1	412	412
Total	27	58182	2155



2010-11 WICHITA STATE WOMEN'S BASKETBALL STATS

WSU Women's Basketball
Wichita State Combined Team Statistics (as of Feb 27, 2011)
All games

RECORD:	OVERALL	HOME	AWAY	NEUTRAL
ALL GAMES	14-13	11-4	3-8	0-1
CONFERENCE	8-8	7-2	1-6	0-0
NON-CONFERENCE	6-5	4-2	2-2	0-1

#	Player	gp-gs	Total			3-Point		F-Throw		Rebounds								pts	avg			
			min	avg	fg-fga	fg%	3fg-fga	3fg%	ft-fa	ft%	off	def	tot	avg	pf	dq	a			to	blk	stl
21	Lankster, Haleigh	27-26	782	29.0	128-278	.460	32-99	.323	52-76	.684	42	73	115	4.3	69	2	46	47	8	52	340	12.6
12	Diamond, Jessica	27-16	763	28.3	89-253	.352	13-37	.351	61-79	.772	16	61	77	2.9	44	0	88	71	3	25	252	9.3
02	Boyd, Morgan	25-4	440	17.6	75-173	.434	38-96	.396	27-34	.794	19	67	86	3.4	52	0	14	29	8	24	215	8.6
34	Gordon, Jazimen	27-17	611	22.6	78-166	.470	0-0	.000	48-79	.608	45	78	123	4.6	66	1	10	35	40	24	204	7.6
22	Dawkins, Breanna	27-23	744	27.6	62-157	.395	9-26	.346	32-56	.571	43	78	121	4.5	78	2	81	92	6	48	165	6.1
33	Price, Michelle	27-18	484	17.9	63-129	.488	0-0	.000	37-85	.435	56	86	142	5.3	72	4	11	44	16	36	163	6.0
25	Turner, Chynna	27-18	573	21.2	59-149	.396	6-29	.207	31-50	.620	32	69	101	3.7	75	4	22	57	14	21	155	5.7
04	Sanchez, Alicia	27-5	500	18.5	46-126	.365	11-47	.234	17-25	.680	12	39	51	1.9	59	3	28	48	1	16	120	4.4
15	Robben, Heather	27-7	424	15.7	26-98	.265	16-62	.258	24-28	.857	4	33	37	1.4	33	0	29	27	2	13	92	3.4
32	Bryant, Shannika	7-0	62	8.9	10-14	.714	0-0	.000	2-2	1.000	4	13	17	2.4	8	0	2	3	1	1	22	3.1
13	Jacobs, Kelsey	9-1	67	7.4	2-7	.286	0-0	.000	1-3	.333	4	8	12	1.3	5	0	1	5	4	0	5	0.6
Team											43	72	115				8					
Total.....		27	5450		638-1550	.412	125-396	.316	332-517	.642	320	677	997	36.9	561	16	332	466	103	260	1733	64.2
Opponents.....		27	5451		564-1468	.384	105-383	.274	449-670	.670	360	701	1061	39.3	470	-	334	511	88	207	1682	62.3

TEAM STATISTICS	WSUWBB	OPP	Date	Opponent	Score	Att.
SCORING	1733	1682	11/12/10	ARIZ	Lot 72-81	4036
Points per game	64.2	62.3	11/16/10	at SIUE	w 79-53	431
Scoring margin	+1.9	-	11/20/10	MASON	w 65-59	1787
FIELD GOALS-ATT	638-1550	564-1468	11/26/10	at Northridge	w 67-58	0
Field goal pct	.412	.384	11/27/10	vs Wyoming	L 55-63	412
3 POINT FG-ATT	125-396	105-383	12/02/10	SANTA CLARA	w 64-49	1458
3-point FG pct	.316	.274	12/05/10	at South Dakota	L 47-57	709
3-pt FG made per game	4.6	3.9	12/10/10	SAVANNAH ST.	w 67-41	9831
FREE THROWS-ATT	332-517	449-670	12/14/10	UC DAVIS	L 66-78	1512
Free throw pct	.642	.670	12/19/10	UTPA	w 95-55	1508
F-Throws made per game	12.3	16.6	12/22/10	at Central Michigan	L 73-98	698
REBOUNDS	997	1061	* 12/31/10	EVANSVILLE	L 66-74	1547
Rebounds per game	36.9	39.3	* 01/02/11	SIU	w 76-53	1151
Rebounding margin	-2.4	-	* 01-06-10	at Bradley	L 49-68	765
ASSISTS	332	334	* 01-08-11	at UNI	L 49-59	611
Assists per game	12.3	12.4	* 01/13/11	INDIANA STATE	w 73-56	1155
TURNOVERS	466	511	* 01/16/11	ILLINOIS STATE	w 59-56	1977
Turnovers per game	17.3	18.9	* 01/21/11	at Missouri State	L 41-71	4583
Turnover margin	+1.7	-	* 01-27-11	at Drake	w 66-57	2051
Assist/turnover ratio	0.7	0.7	* 01-29-11	at Creighton	Lot 48-50	2121
STEALS	260	207	* 02/04/11	UNI	L 57-77	1562
Steals per game	9.6	7.7	* 02/06/11	BRADLEY	w 81-74	1458
BLOCKS	103	88	* 02/10/11	at Illinois State	L 60-69	1164
Blocks per game	3.8	3.3	* 02-12-11	at Indiana State	L 57-65	10200
ATTENDANCE	34437	23745	* 02/17/11	MISSOURI STATE	w 69-52	2196
Home games-Avg/Game	15-2296	11-2121	* 02/25/11	CREIGHTON	w 60-51	1616
Neutral site-Avg/Game	-	1-412	* 02/27/11	DRAKE	w 72-58	1643

Score by Periods	1st	2nd	OT	Totals
Wichita State	824	897	12	1733
Opponents	746	913	23	1682

* - Conference game



2010-11 WICHITA STATE WOMEN'S BASKETBALL MVC STATS

WSU Women's Basketball
Wichita State Combined Team Statistics (as of Feb 27, 2011)
Conference games

RECORD:	OVERALL	HOME	AWAY	NEUTRAL
ALL GAMES	8-8	7-2	1-6	0-0
CONFERENCE	8-8	7-2	1-6	0-0
NON-CONFERENCE	0-0	0-0	0-0	0-0

#	Player	gp-gs	min	Total		3-Point		F-Throw		Rebounds				pf	dq	a	to	blk	stl	pts	avg	
				fg-fga	fg%	3fg-fga	3fg%	ft-fga	ft%	off	def	tot	avg									
21	Lankster, Haleigh	16-16	489	30.6	74-170	.435	18-57	.316	23-38	.605	25	40	65	4.1	42	1	25	31	5	30	189	11.8
12	Diamond, Jessica	16-12	502	31.4	65-174	.374	9-24	.375	44-57	.772	10	37	47	2.9	28	0	62	43	2	21	183	11.4
02	Boyd, Morgan	14-4	264	18.9	40-102	.392	22-58	.379	14-18	.778	10	38	48	3.4	29	0	7	16	2	14	116	8.3
34	Gordon, Jazimen	16-6	389	24.3	49-110	.445	0-0	.000	32-52	.615	29	54	83	5.2	42	1	6	19	27	14	130	8.1
25	Turner, Chynna	16-12	362	22.6	39-102	.382	6-22	.273	19-31	.613	21	46	67	4.2	42	2	10	37	13	14	103	6.4
33	Price, Michelle	16-12	310	19.4	38-77	.494	0-0	.000	25-48	.521	32	51	83	5.2	48	2	4	33	9	25	101	6.3
22	Dawkins, Breanna	16-16	450	28.1	30-85	.353	4-12	.333	18-33	.545	26	48	74	4.6	45	1	45	43	4	26	82	5.1
04	Sanchez, Alicia	16-0	287	17.9	24-62	.387	8-27	.296	4-9	.444	4	17	21	1.3	36	2	11	21	1	7	60	3.8
15	Robben, Heather	16-2	172	10.8	6-33	.182	4-21	.190	3-4	.750	0	10	10	0.6	17	0	12	11	1	3	19	1.2
Team											25	39	64				5					
Total.....		16	3225		365-915	.399	71-221	.321	182-290	.628	182	380	562	35.1	329	9	182	259	64	154	983	61.4
Opponents.....		16	3225		327-845	.387	51-215	.237	285-400	.713	207	433	640	40.0	268	-	185	299	51	113	990	61.9

TEAM STATISTICS	WSUWBB	OPP	Date	Opponent	Score	Att.
SCORING	983	990	* 12/31/10	EVANSVILLE	L 66-74	1547
Points per game	61.4	61.9	* 01/02/11	SIU	w 76-53	1151
Scoring margin	-0.4	-	* 01-06-10	at Bradley	L 49-68	765
FIELD GOALS-ATT	365-915	327-845	* 01-08-11	at UNI	L 49-59	611
Field goal pct	.399	.387	* 01/13/11	INDIANA STATE	w 73-56	1155
3 POINT FG-ATT	71-221	51-215	* 01/16/11	ILLINOIS STATE	w 59-56	1977
3-point FG pct	.321	.237	* 01/21/11	at Missouri State	L 41-71	4583
3-pt FG made per game	4.4	3.2	* 01-27-11	at Drake	w 66-57	2051
FREE THROWS-ATT	182-290	285-400	* 01-29-11	at Creighton	Lot 48-50	2121
Free throw pct	.628	.713	* 02/04/11	UNI	L 57-77	1562
F-Throws made per game	11.4	17.8	* 02/06/11	BRADLEY	w 81-74	1458
REBOUNDS	562	640	* 02/10/11	at Illinois State	L 60-69	1164
Rebounds per game	35.1	40.0	* 02-12-11	at Indiana State	L 57-65	10200
Rebounding margin	-4.9	-	* 02/17/11	MISSOURI STATE	w 69-52	2196
ASSISTS	182	185	* 02/25/11	CREIGHTON	w 60-51	1616
Assists per game	11.4	11.6	* 02/27/11	DRAKE	w 72-58	1643
TURNOVERS	259	299	* - Conference game			
Turnovers per game	16.2	18.7				
Turnover margin	+2.5	-				
Assist/turnover ratio	0.7	0.6				
STEALS	154	113				
Steals per game	9.6	7.1				
BLOCKS	64	51				
Blocks per game	4.0	3.2				
ATTENDANCE	14305	21495				
Home games-Avg/Game	9-1589	7-3071				
Neutral site-Avg/Game	-	0-0				

Score by Periods	1st	2nd	OT	Totals
Wichita State	489	487	7	983
Opponents	444	537	9	990



WSU RECORD BREAKDOWN

	OVERALL	MVC
2010-11 RECORD	14-13	--
at home	11-4	-
on road	3-8	-
at neutral sites	0-1	--
day games	7-4	--
night games (past 5 pm CT local)	7-9	--
overtime games	0-2	--
games decided by 10 pts or less	6-7	--
games decided by 5 pts or less	2-1	--
games following a loss	9-4	--
games following a win	5-8	--
in November	3-2	--
in December	3-4	--
in January	4-4	--
in February	4-3	--
in March	--	--

SCORING

WSU leads at halftime	14-3	--
WSU trails at halftime	0-9	--
WSU tied at halftime	0-1	--
WSU scores less than 60	1-8	--
WSU scores 60-69	7-3	--
WSU scores 70-79	4-2	--
WSU scores 80-89	1-0	--
WSU scores 90-plus points	1-0	--
Opp. scores 60 or less	13-3	--
Opp. scores 61-69	0-4	--
Opp. scores 70-79	1-4	--
Opp. scores 80-89	0-1	--
Opp. scores 90-plus points	0-1	--

REBOUNDING

WSU outrebounds opponent	6-5	--
Rebounds are equal	0-1	--
Opponent outrebounds WSU	8-7	--
WSU has 40 + rebounds	4-5	--
WSU has fewer than 40 rebounds	10-8	--

FIELD GOALS

WSU has better FG Pct.	11-6	--
WSU has worse FG Pct.	3-7	--
WSU shoots 40-pct. or better	12-5	--
WSU shoots less than 40 pct.	2-8	--
Opp. shoots 40-pct. or better	3-7	--
Opp. shoots less than 40 pct.	11-6	--

FREE THROWS

WSU attempts more FT	8-0	--
WSU attempts fewer FT	6-13	--
Attempts are equal	--	--
WSU makes more FT	7-1	--
WSU makes less FT	6-12	--
FT's are equal	1-0	--

TURNOVERS

WSU has more turnovers	2-10	--
WSU has fewer turnovers	12-3	--
Turnovers are equal	--	--

MISCELLANEOUS STATISTICS/BREAKDOWNS

WSU RECORD BY STARTING LINEUP

Lineup (PG - SG - SF - PF - C)	Record
1. Diamond-Sanchez-Lankster-Price-Gordon	3-1
2. Dawkins-Robben-Turner-Price-Gordon	1-0
3. Dawkins-Sanchez-Lankster-Price-Gordon	0-1
4. Dawkins-Robben-Lankster-Turner-Gordon	2-3
5. Dawkins-Robben-Lankster-Boyd-Gordon	1-1
6. Dawkins-Lankster-Boyd-Turner-Gordon	0-2
7. Diamond-Dawkins-Lankster-Price-Gordon	2-0
8. Diamond-Dawkins-Lankster-Turner-Price	5-5

LEADS, DEFICITS AND MARGINS

OPPONENT	LARGEST +	LARGEST -	FINAL MARGIN	BIGGEST WSU RUN
Arizona	16	9	-9	+9
SIUE	26	--	26	+10
George Mason	15	2	6	+10
CS Northridge	18	--	9	+9
Wyoming	7	12	-8	+7
Santa Clara	20	--	15	+11
South Dakota	2	15	-10	+7
Savannah State	28	7	26	+13
UC Davis	7	25	-12	+7
UTPA	40	--	40	+18
Central Michigan	--	28	-25	+8
Evansville	6	13	-8	+7
Southern Illinois	26	3	+23	+9
Bradley	2	23	-19	+11
UNI	5	24	-10	+10
INS	23	--	+17	+14
ILS	18	3	+3	+7
Missouri St.	4	31	-30	+4
Drake	22	--	+9	+16
Creighton	4	4	-2	+8
UNI	3	22	-20	+7
BRADLEY	12	3	7	+11
Illinois State	4	11	-9	+6
Indiana State	7	15	-8	+5
MISSOURI STATE	17	5	17	+13
CREIGHTON	9	4	9	+8
DRAKE	14	4	14	+8

WSU PERFORMANCE LIST

Double-Doubles	10-11	Career
Jazimen Gordon	1	4
Michelle Price	2	2
Morgan Boyd	1	1

Double-Figures Scoring

	10-11	Career
Haleigh Lankster	20	44
Jessica Diamond	12	29
Morgan Boyd	10	20
Chynna Turner	5	18
Jazimen Gordon	6	14
Michelle Price	5	12
BreAnna Dawkins	6	6
Heather Robben	4	4
Alicia Sanchez	3	3
Shannika Bryant	1	1

Double-Figures Rebounding

	10-11	Career
Jazimen Gordon	2	6
Michelle Price	4	4
Morgan Boyd	1	1
BreAnna Dawkins	1	1

20+ Point Performances

	10-11	Career
Haleigh Lankster	4	8
Jessica Diamond	1	4
Morgan Boyd	1	3
Chynna Turner	--	2

5+ Assist Performances

	10-11	Career
Jessica Diamond	6	15
BreAnna Dawkins	3	3
Haleigh Lankster	2	2
Heather Robben	1	1
Alicia Sanchez	1	1

Games as Leading Scorer

	10-11	Career
Haleigh Lankster	12	25
Jessica Diamond	6	13
Morgan Boyd	5	8
BreAnna Dawkins	5	5
Chynna Turner	--	5
Michelle Price	3	4
Jazimen Gordon	--	2

Games as Leading Rebounder

	10-11	Career
Jazimen Gordon	6	16
Michelle Price	9	15
Chynna Turner	4	10
Morgan Boyd	4	10
BreAnna Dawkins	5	5
Haleigh Lankster	3	3
Jessica Diamond	1	3
Shannika Bryant	1	1
Heather Robben	1	1
Alicia Sanchez	1	1

LATE GAME FREE THROWS

final 5 minutes of regulation and overtime

Player	FT-FTA	Pct.
2 Morgan Boyd	4-5	.800
4 Alicia Sanchez	6-10	.600
12 Jessica Diamond	18-24	.750
15 Heather Robben	10-11	.909
21 Haleigh Lankster	13-20	.643
22 Breanna Dawkins	6-10	.600
25 Chynna Turner	9-15	.600
33 Michelle Price	9-18	.500
34 Jazimen Gordon	13-19	.647
TEAM TOTALS	88-132	.667
Team in Last 5 Min.	84-125	.672
Team in Last 1 Min.	41-66	.621
Team in OT	4-8	.500

2010-11 WSU HONOR ROLL

WSU Athlete of the Week

Haleigh Lankster, Dec. 7
 Jessica Diamond, Jan. 18
 Michelle Price, Feb. 21

MVC Player of the Week

Haleigh Lankster, Feb. 28

MVC Newcomer of the Week

Heather Robben, Dec. 20

Shocker Athletic Scholarship Organization (SASO)

Student-Athlete of the Month

Chynna Turner, February 2011



2010-11 WICHITA STATE WOMEN'S BASKETBALL BESTS

OPPONENT	POINTS	REBOUNDS	ASSISTS	STEALS	BLOCKED SHOTS
ARIZONA	18-Jessica Diamond	6-Heather Robben	3-Jessica Diamond Haleigh Lankster	1-BreAnna Dawkins Chynna Turner	1-Morgan Boyd Jazimen Gordon Kelsey Jacobs
SIU Edwardsville	17-Haleigh Lankster	9-Michelle Price	5-Haleigh Lankster	8-Haleigh Lankster	1-BreAnna Dawkins Jazimen Gordon Haleigh Lankster Michelle Price
GEORGE MASON	16-Morgan Boyd	11-Michelle Price	3-BreAnna Dawkins Jessica Diamond Haleigh Lankster	3-BreAnna Dawkins	2-Kesley Jacobs
CS Northridge	21-Haleigh Lankster	8-Chynna Turner	2-BreAnna Dawkins Jessica Diamond Alicia Sanchez	6-Michelle Price	1-Michelle Price
Wyoming	15- BreAnna Dawkins	10-Michelle Price	4-BreAnna Dawkins	4-BreAnna Dawkins	2-Michelle Price
SANTA CLARA	21-Haleigh Lankster	11-Morgan Boyd	7-Jessica Diamond	3-Haleigh Lankster	2-Morgan Boyd 2-Michelle Price
South Dakota	14-Haleigh Lankster	7-Haleigh Lankster Morgan Boyd	3-BreAnna Dawkins	2-Jazimen Gordon	2-Morgan Boyd Jazimen Gordon
SAVANNAH STATE	10-Morgan Boyd BreAnna Dawkins Michelle Price	7-BreAnna Dawkins	3-Heather Robben	3-Morgan Boyd	1-Morgan Boyd Jazimen Gordon Haleigh Lankster Chynna Turner
UC DAVIS	23-Haleigh Lankster	11-BreAnna Dawkins	3-Chynna Turner BreAnna Dawkins Jessica Diamond	1-Seven diff. players	1-Jazimen Gordon Heather Robben
UTPA	20-Morgan Boyd	7-BreAnna Dawkins	6-Heather Robben	3-BreAnna Dawkins Haleigh Lankster Michelle Price	2-Jazimen Gordon
Central Michigan	14-BreAnna Dawkins	8-BreAnna Dawkins Shannika Bryant	6-BreAnna Dawkins	3-BreAnna Dawkins	3-Jazimen Gordon
EVANSVILLE	17-Morgan Boyd	14-Jazimen Gordon	5-Jessica Diamond	3-Jessica Diamond	6-Jazimen Gordon
SO. ILLINOIS	15-Haleigh Lankster Michelle Price	8-Chynna Turner	5-BreAnna Dawkins	5-Haleigh Lankster	2-Jazimen Gordon
Bradley	12-Haleigh Lankster Jessica Diamond	5-Jazimen Gordon Michelle Price	3-BreAnna Dawkins Jessica Diamond	6-Michelle Price	2-Jazimen Gordon
Northern Iowa	10-Haleigh Lankster	4-BreAnna Dawkins Jessica Diamond Haleigh Lankster Chynna Turner	6-BreAnna Dawkins	2-Morgan Boyd BreAnna Dawkins Michelle Price	2-Haleigh Lankster
INDIANA STATE	19-Jessica Diamond	8-Michelle Price	5-Jessica Diamond	1-Five different players	2-Jazimen Gordon Chynna Turner
ILLINOIS STATE	14-Michelle Price	10-Michelle Price	4-BreAnna Dawkins Jessica Diamond Michelle Price	2-Morgan Boyd Haleigh Lankster	2-Jazimen Gordon Michelle Price
Missouri State	10-BreAnna Dawkins	9-Jazimen Gordon	4-Jessica Diamond	3-Michelle Price	2-BreAnna Dawkins
Drake	21-Jessica Diamond	9-Michelle Price	4-BreAnna Dawkins	4-Haleigh Lankster	1-BreAnna Dawkins Jazimen Gordon Michelle Price
Creighton	11-BreAnna Dawkins	9-BreAnna Dawkins	5-Jessica Diamond	3-BreAnna Dawkins	2-Chynna Turner
NORTHERN IOWA	16-Morgan Boyd	8-Morgan Boyd	5-Jessica Diamond	2-BreAnna Dawkins	1-Morgan Boyd Michelle Price
BRADLEY	19-Morgan Boyd	7-Jazimen Gordon	8-Jessica Diamond	3-Haleigh Lankster	2-Jazimen Gordon Chynna Turner
Illinois State	15-Jessica Diamond	10-Jazimen Gordon	3-BreAnna Dawkins	3-BreAnna Dawkins	1-Jazimen Gordon Michelle Price Chynna Turner
Indiana State	15-Jessica Diamond	5-Michelle Price Chynna Turner	3-BreAnna Dawkins	4-Michelle Price	None
MISSOURI STATE	18-Haleigh Lankster	12-Michelle Price	4-Jessica Diamond	3-Michelle Price	3-Jazimen Gordon
CREIGHTON	20-Haleigh Lankster	6-Morgan Boyd	4-Jessica Diamond	3-BreAnna Dawkins Jazimen Gordon Haleigh Lankster	3-Jazimen Gordon
DRAKE	16-Haleigh Lankster	6-Jazimen Gordon	5-Jessica Diamond Haleigh Lankster	4-BreAnna Dawkins	1-Jazimen Gordon

TEAM SEASON HIGHS

Points	95	UTPA (D19)
	81	BRADLEY (F6)
	79	@ SIUE (N16)
	76	SO. ILLINOIS (J2)
	73	2x (last vs. Ind. St., J13)
FG Made	37	UTPA (D19)
	30	BRADLEY (F6)
FG Attempts	78	@ CENTRAL MICH (D22)
	70	SO. ILLINOIS (J2)
FG Pct.	.578 (37-64)	UTPA (D19)
	.556 (30-54)	BRADLEY (F6)
3 PT FG Made	8	@ CENTRAL MICH (D22)
	8	SANTA CLARA (D3)
	8	DRAKE (F27)
3 PT FG Attempts	29	@ CENTRAL MICH (D22)
	24	DRAKE (F27)
3 PT FG Pct.	.500 (5-10)	@UNI (J8)
	.467 (7-15)	vs. Bradley (F6)
FT Made	24	MISSOURI ST. (F17)
	22	@CS NORTHBRIDGE (N26)
	20	GEORGE MASON (N2)
FT Attempts	35	GEORGE MASON (N20)
	33	@ CS NORTHBRIDGE (N26)
FT Pct.	.900 (9-10)	vs. WYOMING (N27)
	.750 (24-32)	MISSOURI ST. (F17)
Rebounds	52	@ Creighton (J29)
	48	3x, last @ CMICH (D22)
Assists	24	UTPA (D19)
	18	DRAKE (F27)
Steals	19	@SIUE (N16)
	17	@Bradley (J6)
Blocks	10	EVANSVILLE (D31)
	6	3x (last vs. BU, F6)



2

MORGAN BOYD

5-10 | GUARD | SR. | OLATHE, KAN. | SOCIOLOGY
OLATHE EAST HS | ARKANSAS-FT. SMITH

BOYD'S 2010-11 GAME-BY-GAME

Opponent	Date	GS	Min	FG	FGA	Pct	3FG	3FGA	Pct	FT	FTA	Pct	OR	DR	Tot	Avg	PF	FO	A	TO	Blk	Stl	Pts	Avg
ARIZONA	11-12-10	12	3	5	.600	1	1	1.000	0	0	.000	2	3	5	5.0	0	0	1	1	0	7	7.0		
at SIU-EDWARDSVILLE	11-16-10	10	3	6	.545	3	5	.667	0	0	.000	0	1	1	3.0	3	0	1	1	0	3	9	8.0	
GEORGE MASON	11-20-10	23	5	8	.579	2	4	.600	4	4	1.000	1	3	4	3.3	1	0	1	3	0	1	16	10.7	
at CS-NORTHRIDGE	11-26-10	8	0	2	.524	0	1	.545	0	1	.800	0	2	2	3.0	0	0	1	0	0	0	0	8.0	
vs. Wyoming	11-27-10	15	3	7	.500	0	4	.400	2	2	.857	1	0	1	2.6	4	0	0	3	0	1	8	8.0	
SANTA CLARA	12-02-10	25	6	13	.488	3	6	.429	1	2	.778	1	10	11	4.0	2	0	1	1	2	0	16	9.3	
at South Dakota	12-05-10	25	1	8	.429	0	3	.375	1	2	.727	2	5	7	4.4	4	0	0	1	2	0	3	8.4	
SAVANNAH STATE	12-10-10	17	3	4	.453	2	2	.423	2	2	.769	1	2	3	4.3	0	0	1	0	1	3	10	8.6	
UC-DAVIS	12-14-10	12	0	3	.429	0	3	.379	0	0	.769	0	0	0	3.8	0	0	1	2	0	0	0	7.7	
TEXAS-PANAMERICAN	12-19-10	17	7	9	.477	3	5	.412	3	3	.813	0	2	2	3.6	2	0	1	1	0	2	20	8.9	
at Central Michigan	12-22-10	12	4	6	.493	2	4	.421	0	0	.813	1	1	2	3.5	4	0	0	0	0	0	10	9.0	
EVANSVILLE	12-31-10	*	32	6	14	.482	3	9	.404	2	2	.833	1	2	3	3.4	3	0	2	2	0	0	17	9.7
SOUTHERN ILL.	01-02-11	*	14	2	6	.473	0	1	.396	0	0	.833	0	1	1	3.2	1	0	0	1	0	1	4	9.2
at Bradley	01-06-11	*	23	3	9	.460	1	5	.377	0	0	.833	2	2	4	3.3	2	0	2	0	4	7	9.1	
at UNI	01-08-11	*	19	2	3	.466	2	2	.400	0	0	.833	0	1	1	3.1	3	0	2	3	0	2	6	8.9
INDIANA ST.	01-13-11	15	4	9	.464	2	5	.400	2	3	.810	1	1	2	3.1	2	0	0	1	0	0	12	9.1	
ILLINOIS ST.	01-16-11	11	1	6	.449	0	4	.375	0	2	.739	0	1	1	2.9	2	0	0	0	0	2	2	8.9	
at Missouri St.	01-21-11	10	0	5	.431	0	2	.364	0	0	.739	0	3	3	2.9	3	0	0	1	0	0	0	8.2	
at Drake	01-27-11	14	2	4	.433	1	2	.368	0	0	.739	1	4	5	3.1	2	0	2	2	0	0	5	8.0	
at Creighton	01-29-11	18	2	6	.429	2	4	.375	0	0	.739	0	2	2	3.0	2	0	0	1	0	1	6	7.9	
UNI	02-04-11	24	5	10	.434	3	7	.387	3	3	.769	2	6	8	3.2	3	0	1	0	1	1	16	8.3	
BRADLEY	02-06-11	30	6	11	.442	4	6	.400	3	4	.767	1	4	5	3.3	3	0	0	0	1	1	19	8.8	
at Illinois St.	02-10-11	DNP																						
at Indiana St.	02-12-11	DNP																						
MISSOURI ST.	02-17-11	11	1	3	.439	0	0	.400	0	0	.767	1	2	3	3.3	0	0	0	0	0	1	2	8.5	
CREIGHTON	02-26-11	23	1	4	.435	1	2	.402	4	4	.794	0	6	6	3.4	1	0	0	2	0	0	7	8.4	
DRAKE	02-25-11	20	5	12	.434	3	9	.396	0	0	.794	1	3	4	3.5	2	0	0	1	0	1	13	8.6	
at Southern Ill.	03-03-11																							
at UNI	03-05-11																							
Totals		4	440	75	173	.434	38	96	.396	27	34	.794	19	67	86	3.4	52	0	14	29	8	24	215	8.6

BEST LIST

- ← Points: 26, vs. SMU (D19/09)
- ← Rebounds: 11, vs. Santa Clara (12/2/10)
- ← Assists: 2, 5x (last @ UNI, J8/11)
- ← Steals: 4, @ Bradley (J6/11)
- ← Blocks: 3, 2x (last vs. Drake, F5/10)
- ← FG: 9, vs. SMU (D19/09)
- ← FGA: 16, vs. SMU (D19/09)
- ← 3FG: 4, 2x (last vs. Bradley, F6/11)
- ← 3FGA: 9, vs. EVANSVILLE (D31/10)
- ← FT: 8, vs. SIU-Edwardsville (D11/09)
- ← FTA: 8, vs. SIU-Edwardsville (D11/09)
- ← Minutes: 36, vs. UNI (D31/09)

BOYD'S CAREER STATISTICS

Year	GP	GS	Min	Avg	FG	FGA	Pct	3FG	3FGA	Pct	FT	FTA	Pct	OR	DR	Tot	Avg	PF	DQ	A	TO	Blk	Stl	Pts	Avg
2009-10	33	19	666	20.2	93	255	.365	20	83	.241	33	46	.717	35	82	117	3.5	71	1	14	39	17	13	239	7.2
2010-11	25	4	440	17.6	75	173	.434	38	96	.396	27	34	.794	19	67	86	3.4	52	0	14	29	8	24	215	8.6
Total	58	23	1106	19.1	168	428	.393	58	179	.324	60	80	.750	54	149	203	3.4	123	1	28	68	25	37	454	7.8

As a Junior in 2009-10:

Started 19 games and played in all 33 contests... Averaged 7.2 points and 3.5 rebounds... Buried 20 three-point baskets and placed second on the team with a .717 free throw percentage... Named to the Bahamas Sunplash Shootout all-tournament team after scoring 16.0 points and grabbing 5.5 rebounds in the two games... Poured in 26 points, the most by any Shocker in 2009-10, on 9-of-16 shooting, including 4-of-7 from three-point range vs. SMU (Dec. 19)... Contributed 21 points on 8-of-15 shooting in MVC-opening victory vs. UNI (Dec. 31)... Came off the bench to score 19 points on 8-of-12 shooting, snagged six rebounds and blocked three shots vs. Drake (Feb. 5)... Scored 14 points and connected on all eight free throw attempts vs. SIU-Edwardsville (Dec. 11)... Narrowly missed a double-double with 10 points and a season-best nine rebounds vs. Loyola (Ill.) (Dec. 2)... Put in double figure scoring in six of first nine games as a Shocker... Led team in rebounding six times and scoring three times... Second on the team in blocked shots (17).

Before Wichita State:

Originally signed with Arkansas before a coaching change allowed her to sign at Middle Tennessee State where she played in one game as a freshman before transferring to Arkansas-Ft. Smith ... Played in 31 games as a sophomore at UAFS ... Named an honorable mention NJCAA Division I All-American selection after leading the Lady Lions with 14.3 points per game ... Shot 43-percent from the field overall and 35-percent from the three-point line ... Led the squad with 67 steals and finished second on the team with 26 blocks ... A first team all-Region 2 selection ... Helped lead the Lady Lions to the NJCAA Region II Tournament championship game ... Named to the NJCAA Region II All-Tournament Team ... Named an all-Bi-State Conference East Division performer ... Scored a season-high 30 points against Penn Valley CC and scored 25 or more in a game four times during the season.

In High School:

Attended East High School in Olathe, Kan. ... Earned one letter in track and four letters in basketball under head coach Jeff Hulse ... Named the Kansas Gatorade Player of the Year following her senior season ... Named a first team all-state performer her senior season by the Wichita Eagle and the Topeka Capitol-Journal ... Led the Sunflower League in scoring and was named all-Sun Country as well as a first team all-Metro and all-Johnson County performer as a senior ... Finished her career as the second leading scorer in school history with 1,182 points ... Named to the Blue Valley North HS All-Tournament Team and an honorable mention all-Metro selection as a junior ... Voted Metro Defensive Player of the Year by the Kansas City Star as a junior ... Averaged 21.5 points, 8.1 rebounds, 2.9 steals and two blocks per contest as a senior, and was one of the top scorers in the Kansas City area with 19.3 points per game as a junior ... A McDonald's High School All-America nominee ... Named to the Honor Roll ... Graduated with a 3.4 GPA.

Boyd's Personal File:

Daughter of Chris and Valerie Boyd ... Born on Sept., 8, 1989, in Wichita, Kan. ... Has an older sister, Crystal ... Majoring in Sociology at WSU.



3 KRYSTLE HENDERSON

5-4 | GUARD | FRESHMAN | DALLAS, TEXAS
SKYLINE HS

HENDERSON'S 2010-11 GAME-BY-GAME

Opponent	Date	GS	Min	FG	FGA	Pct	3FG	3FGA	Pct	FT	FTA	Pct	OR	DR	Tot	Avg	PF	FO	A	TO	Blk	Stl	Pts	Avg
ARIZONA	11-12-10	DNP																						
at SIU-EDWARDSVILLE	11-16-10	DNP																						
GEORGE MASON	11-20-10	DNP																						
at CS-NORTHRIDGE	11-26-10	DNP																						
vs. Wyoming	11-27-10	DNP																						
SANTA CLARA	12-02-10	DNP																						
at South Dakota	12-05-10	DNP																						
SAVANNAH STATE	12-10-10	DNP																						
UC-DAVIS	12-14-10	DNP																						
TEXAS-PANAMERICAN	12-19-10	DNP																						
at Central Michigan	12-22-10	DNP																						
EVANSVILLE	12-31-10	DNP																						
SOUTHERN ILL.	01-02-11	DNP																						
at Bradley	01-06-11	DNP																						
at UNI	01-08-11	DNP																						
INDIANA ST.	01-13-11	DNP																						
ILLINOIS ST.	01-16-11	DNP																						
at Missouri St.	01-21-11	DNP																						
at Drake	01-27-11	DNP																						
at Creighton	01-29-11	DNP																						
UNI	02-04-11	DNP																						
BRADLEY	02-06-11	DNP																						
at Illinois St.	02-10-11	DNP																						
at Indiana St.	02-12-11	DNP																						
MISSOURI ST.	02-17-11	DNP																						
CREIGHTON	02-26-11	DNP																						
DRAKE	02-25-11	DNP																						
at Southern Ill.	03-03-11																							
at UNI	03-05-11																							

Totals

HENDERSON'S CAREER STATISTICS

Year	GP	GS	Min	Avg	FG	FGA	Pct	3FG	3FGA	Pct.	FT	FTA	Pct.	OR	DR	Tot	Avg	PF	DQ	A	TO	Blk	Stl	Pts	Avg
2010-11																									
MVC Only																									

In High School:

Attended Skyline High School in Dallas, Texas... Four-year letterwinner for head coach Cassandra McCurdy... Suffered ACL injury Feb. 23, 2010 in regional quarterfinals... With Henderson at point guard team was 31-2 while boasting a No. 2 state ranking and a listing in USA Today's Super 25 Girl's Basketball Rankings... Averaged 14.2 points and 4.1 assists per game... Shot 83% from the free throw line (101-of-122)... Connected on 62 three-point baskets and averaged 2.2 steals per game... One of 31 players from the state of Texas nominated as a McDonald's High School All-American... Two-time all-state 5A selection by the Texas Girls Coaches Association... Also named all-area by the *Dallas Morning News* and all-Region 2 by the Texas Association of Basketball Coaches... Finished career as school's all-time leader in assists and second in scoring... Skyline HS posted a 113-29 record during her four years... As a junior led her team and the district in scoring at 16.2 points per game while dishing out 2.8 assists... Connected on nearly three 3-point field goals per game... Led the Raiders to a 30-6 record, including a perfect 14-0 mark in District 9-5A play... Listed as one of the 20 players to watch during the 2009-10 season in the DFW metro area by the *Dallas Morning News*... Ranked as the No. 9 point guard and the No. 27 player overall in the state of Texas by Premier Basketball Report... Member of National Honor Society and graduated with a 3.51 GPA... Finished in top 2% of her high school class and graduated with honors.

Henderson's Personal File:

Daughter of Pam and Winfred Henderson ... Born on October 19, 1991... Has an older brother, Jansen... Majoring in Kinesiology at WSU.

BEST LIST

← Points:

← Rebounds:

← Assists:

← Steals:

← Blocks:

← FG:

← FGA:

← 3FG:

← 3FGA:

← FT:

← FTA:

← Minutes:



4

ALICIA SANCHEZ

5-9 | GUARD | JUNIOR | PEORIA, ARIZ.
SUNRISE MT. HS | CENTRAL [ARIZ.] COLLEGE

SANCHEZ'S 2010-11 GAME-BY-GAME

Opponent	Date	GS	Min	FG	FGA	Pct	3FG	3FGA	Pct	FT	FTA	Pct	OR	DR	Tot	Avg	PF	FO	A	TO	Blk	Stl	Pts	Avg	
ARIZONA	11-12-10	*	19	2	8	.250	0	1	.000	3	4	.750	1	3	4	4.0	2	0	2	2	0	0	7	7.0	
at SIU-EDWARDSVILLE	11-16-10	*	15	2	4	.333	0	1	.000	2	3	.714	0	1	1	2.5	0	0	1	3	0	1	6	6.5	
GEORGE MASON	11-20-10	*	13	0	4	.250	0	3	.000	2	2	.778	0	0	0	1.7	1	0	1	0	0	0	2	5.0	
at CS-NORTHRIDGE	11-26-10	*	33	2	8	.250	1	5	.100	3	4	.769	2	5	7	3.0	4	0	2	5	0	2	8	5.8	
vs. Wyoming	11-27-10	*	22	3	5	.310	0	1	.091	1	1	.786	0	2	2	2.8	2	0	0	0	0	1	7	6.0	
SANTA CLARA	12-02-10		11	1	3	.313	0	2	.077	0	0	.786	0	0	0	2.3	1	0	1	2	0	0	2	5.3	
at South Dakota	12-05-10		22	1	2	.324	1	2	.143	0	0	.786	0	1	1	2.1	2	0	1	3	0	1	3	5.0	
SAVANNAH STATE	12-10-10		17	1	6	.300	0	0	.143	0	0	.786	2	2	4	2.4	2	0	2	2	0	1	2	4.6	
UC-DAVIS	12-14-10		10	4	5	.356	0	0	.143	2	2	.813	1	1	2	2.3	5	1	1	1	0	1	10	5.2	
TEXAS-PANAMERICAN	12-19-10		27	5	9	.389	0	1	.133	0	0	.813	1	6	7	2.8	1	0	5	4	0	1	10	5.7	
at Central Michigan	12-22-10		24	1	10	.344	1	5	.150	0	0	.813	1	1	2	2.7	3	0	1	5	0	1	3	5.5	
EVANSVILLE	12-31-10		15	0	1	.338	0	0	.150	0	0	.813	0	0	0	2.5	3	0	0	3	0	0	0	5.0	
SOUTHERN ILL.	01-02-11		16	3	5	.357	2	2	.227	2	2	.833	0	1	1	2.4	2	0	1	1	0	1	10	5.4	
at Bradley	01-06-11		19	1	4	.351	0	2	.208	0	0	.833	0	1	1	2.3	2	0	1	4	1	0	2	5.1	
at UNI	01-08-11		14	3	4	.372	1	2	.231	0	0	.833	0	1	1	2.2	1	0	0	2	0	0	7	5.3	
INDIANA ST.	01-13-11		27	3	6	.381	1	3	.241	0	2	.750	1	3	4	2.3	2	0	3	0	0	0	7	5.4	
ILLINOIS ST.	01-16-11		24	2	7	.374	1	3	.250	0	0	.750	1	0	1	2.2	2	0	1	1	0	0	5	5.4	
at Missouri St.	01-21-11		20	2	7	.367	0	3	.229	0	0	.750	0	0	0	2.1	5	1	0	4	0	1	4	5.3	
at Drake	01-27-11		13	1	4	.363	0	3	.211	1	1	.762	0	2	2	2.1	3	0	0	2	0	1	3	5.2	
at Creighton	01-29-11		21	2	5	.364	0	1	.205	0	0	.762	1	1	2	2.1	0	0	0	0	0	0	4	5.1	
UNI	02-04-11		19	1	5	.357	1	4	.214	1	4	.680	1	1	2	2.1	3	0	2	0	0	1	4	5.0	
BRADLEY	02-06-11		20	2	4	.362	1	1	.233	0	0	.680	0	2	2	2.1	3	0	0	1	0	0	5	5.0	
at Illinois St.	02-10-11		24	0	1	.359	0	0	.233	0	0	.680	0	2	2	2.1	5	0	0	2	0	1	0	4.8	
at Indiana St.	02-12-11		12	0	0	.359	0	0	.233	0	0	.680	0	1	1	2.0	1	0	0	0	0	0	0	4.6	
MISSOURI ST.	02-17-11		21	2	4	.364	0	2	.222	0	0	.680	0	0	0	2.0	2	0	1	1	0	2	4	4.6	
CREIGHTON	02-26-11		14	1	2	.366	0	0	.222	0	0	.680	0	1	1	1.9	1	0	1	0	0	0	2	4.5	
DRAKE	02-25-11		8	1	3	.365	1	2	.234	0	0	.680	0	1	1	1.9	1	0	1	0	0	0	3	4.4	
at Southern Ill.	03-03-11																								
at UNI	03-05-11																								
Totals			5	500	46	126	.365	11	47	.234	17	25	.680	12	39	51	1.9	59	3	28	48	1	16	120	4.5

BEST LIST

- ← **Points:** 10, 3x (last vs. SIU, J2)
- ← **Rebounds:** 7, 2x (last vs. UTPA, D19)
- ← **Assists:** 5, vs. UTPA (D19)
- ← **Steals:** 2, 2x (last vs. Missouri St., F17)
- ← **Blocks:** 1, @ Bradley (J6)
- ← **FG:** 5, vs. UTPA (D19)
- ← **FGA:** 10, at Central Michigan (D22)
- ← **3FG:** 2, vs. SO. ILLINOIS (J2)
- ← **3FGA:** 5, 2x (last @ Cent. Mich., D22)
- ← **FT:** 3, 2x (last @ CS Northridge, N26)
- ← **FTA:** 4, 2x (last @ CS Northridge, N26)
- ← **Minutes:** 33, @ CS Northridge (N26)

SANCHEZ'S CAREER STATISTICS

Year	GP	GS	Min	Avg	FG	FGA	Pct	3FG	3FGA	Pct.	FT	FTA	Pct.	OR	DR	Tot	Avg	PF	DQ	A	TO	Blk	Stl	Pts	Avg
2010-11	26	5	492	18.9	45	123	.366	10	45	.222	17	25	.680	12	38	50	1.9	58	3	27	48	1	16	117	4.5
MVC Only	16	0	287	17.9	24	62	.387	8	27	.296	4	9	.444	4	17	21	1.3	36	2	11	21	1	7	60	3.8

2009-10:

Redshirted.

Before Wichita State:

Played in 68 games in two seasons at Central Arizona College ... Helped guide the Vaqueras to a 67-1 record in two seasons including a perfect 35-0 campaign and the 2009 NJCAA Women's Division I National Championship as a sophomore ... Helped lead CAC to back-to-back ACCAC championships ... Averaged 11.5 points per game while shooting 48-percent from the field overall, including a 41-percent clip from three-point range ... Helped lead CAC to a national tournament runner-up finish as a freshman.

In High School:

Attended Sunrise Mountain High School in Peoria, Ariz. ... Earned one letter in both volleyball and track and four letters in basketball under head coach Gary Rath ... Named the 2007 Desert West Region Player of the Year ... A two-time selection as Defensive MVP ... Named SMHS Female Athlete of the Year and Most Dedicated Player following her senior season ... Owns four school records, including career assists (290), career field-goal percentage (.471), single-season points (207), and eight assists in a game against Peoria HS which ties the school's single-game record ... Averaged more than 12 points per game and helped lead the Mustangs to the Arizona Class 5A Division II state quarterfinals as a senior.

Sanchez' Personal File:

Daughter of Kevin and Kathy Sanchez ... Born on January 30, 1989, in Glendale, Ariz. ... Has a son, Isaiah... Has two older brothers, Justin and Ryan... Is majoring in Sociology at WSU.



12 JESSICA DIAMOND

5-7 | GUARD | SO. | HOUSTON, TEXAS | PSYCHOLOGY
CHESTER W. NIMITZ HS

DIAMOND'S 2010-11 GAME-BY-GAME

Opponent	Date	GS	Min	FG	FGA	Pct	3FG	3FGA	Pct	FT	FTA	Pct	OR	DR	Tot	Avg	PF	FO	A	TO	Blk	Stl	Pts	Avg	
ARIZONA	11-12-10	*	43	6	20	.300	0	3	.000	6	7	.857	0	3	3	3.0	3	0	3	8	0	0	18	18.0	
at SIU-EDWARDSVILLE	11-16-10	*	32	4	14	.294	1	1	.250	2	3	.800	0	4	4	3.5	2	0	1	4	0	1	11	14.5	
GEORGE MASON	11-20-10	*	31	1	5	.282	0	2	.167	7	8	.833	0	2	2	3.0	2	0	3	3	0	0	9	12.7	
at CS-NORTHRIDGE	11-26-10	*	23	1	3	.286	0	0	.167	0	0	.833	1	4	5	3.5	2	0	2	2	0	0	2	10.0	
vs. Wyoming	11-27-10		16	2	7	.286	0	1	.143	0	0	.833	1	1	2	3.2	1	0	1	0	0	0	4	8.8	
SANTA CLARA	12-02-10		28	3	9	.293	1	2	.222	1	2	.800	1	1	2	3.0	0	0	7	2	0	0	8	8.7	
at South Dakota	12-05-10		23	1	7	.277	0	2	.182	0	0	.800	0	2	2	2.9	0	0	1	1	1	0	2	7.7	
SAVANNAH STATE	12-10-10		20	4	8	.301	0	0	.182	1	2	.773	1	2	3	2.9	2	0	1	0	0	0	9	7.9	
UC-DAVIS	12-14-10		13	2	2	.320	2	2	.308	0	0	.773	1	2	3	2.9	1	0	3	6	0	1	6	7.7	
TEXAS-PANAMERICAN	12-19-10		17	0	3	.308	0	0	.308	0	0	.773	0	2	2	2.8	2	0	0	0	0	1	0	6.9	
at Central Michigan	12-22-10		15	0	1	.304	0	0	.308	0	0	.773	1	1	2	2.7	1	0	4	2	0	1	0	6.3	
EVANSVILLE	12-31-10		27	6	12	.330	0	2	.267	0	0	.773	2	0	2	2.7	3	0	5	3	1	3	12	6.8	
SOUTHERN ILL.	01-02-11		22	3	9	.330	1	2	.294	2	3	.760	1	0	1	2.5	2	0	4	0	0	3	9	6.9	
at Bradley	01-06-11		28	5	14	.333	0	2	.263	2	4	.724	1	1	2	2.5	1	0	3	1	0	1	12	7.3	
at UNI	01-08-11		29	2	11	.320	0	1	.250	0	0	.724	0	4	4	2.6	0	0	1	2	0	1	4	7.1	
INDIANA ST.	01-13-11	*	33	7	13	.341	1	1	.286	4	4	.758	0	6	6	2.8	2	0	5	2	0	1	19	7.8	
ILLINOIS ST.	01-16-11	*	33	4	12	.340	1	2	.304	3	3	.778	0	1	1	2.7	2	0	4	1	0	0	12	8.1	
at Missouri St.	01-21-11	*	37	4	13	.337	1	2	.320	0	1	.757	0	4	4	2.8	0	0	4	4	1	0	9	8.1	
at Drake	01-27-11	*	34	8	12	.360	3	3	.393	2	2	.769	0	5	5	2.9	1	0	2	2	0	2	21	8.8	
at Creighton	01-29-11	*	40	3	14	.349	0	1	.379	0	1	.750	2	3	5	3.0	2	0	5	5	0	1	6	8.7	
UNI	02-04-11	*	31	4	10	.352	1	2	.387	2	2	.762	1	2	3	3.0	3	0	5	4	0	1	11	8.8	
BRADLEY	02-06-11	*	36	5	10	.359	0	1	.375	4	6	.750	1	2	3	3.0	2	0	8	5	0	1	14	9.0	
at Illinois St.	02-10-11	*	36	5	15	.357	1	3	.371	4	4	.769	0	1	1	2.9	2	0	2	0	0	1	15	9.3	
at Indiana St.	02-12-11	*	34	4	8	.362	0	0	.371	7	8	.783	0	4	4	3.0	3	0	1	6	0	1	15	9.5	
MISSOURI ST.	02-17-11	*	31	3	11	.358	0	1	.361	6	8	.779	1	0	1	2.9	3	0	4	1	0	2	12	9.6	
CREIGHTON	02-26-11	*	23	1	5	.355	0	0	.361	2	2	.786	0	1	1	2.8	0	0	4	3	0	1	4	9.4	
DRAKE	02-25-11	*	28	1	5	.352	0	1	.351	6	9	.772	1	3	4	2.9	3	0	5	4	0	2	8	9.3	
at Southern Ill.	03-03-11																								
at UNI	03-05-11																								
Totals			16	763	88	248	.355	13	36	.361	55	70	.786	15	58	73	2.8	44	0	83	71	3	25	252	9.3

BEST LIST

- ← **Points:** 22, vs. Bradley (J2/10)
- ← **Rebounds:** 7, vs. Western Illinois (N20/09)
- ← **Assists:** 8, 2x (last vs. Bradley, F6/11)
- ← **Steals:** 4, vs. Western Illinois (N20/09)
- ← **Blocks:** 2, 2x (last vs. Illinois St., J16/10)
- ← **FG:** 9, 2x (last vs. Missouri St., M12/10)
- ← **FGA:** 20, 2x (last vs. Arizona, N12/10)
- ← **3FG:** 3, 3x (last at Drake, J27/11)
- ← **3FGA:** 7 vs. Missouri St. (M12/10)
- ← **FT:** 7, 2x (last @ Ind. St., F12/11)
- ← **FTA:** 8, 3x (last vs. Missouri St. F17/11)
- ← **Minutes:** 43, vs. Arizona (N12/10)

DIAMOND'S CAREER STATISTICS

Year	GP	GS	Min	Avg	FG	FGA	Pct	3FG	3FGA	Pct.	FT	FTA	Pct.	OR	DR	Tot	Avg	PF	DQ	A	TO	Blk	Stl	Pts	Avg
2009-10	33	7	827	25.1	128	329	.389	26	92	.283	32	46	.696	32	60	92	2.8	48	1	104	70	6	32	314	9.5
2010-11	27	16	763	28.3	88	248	.355	13	36	.361	55	70	.786	15	58	73	2.8	44	0	83	71	3	25	252	9.3
Totals	60	23	1590	26.5	217	582	.373	39	129	.302	93	125	.744	47	118	165	2.8	92	1	187	141	9	57	558	9.3

As a Freshman in 2009-10:

Started seven games and played in all 33 contests... Averaged 9.5 points, 3.2 assists, and 2.8 rebounds... Named to the **MVC All-Freshman Team**... Earned **MVC Newcomer of the Week** award for Jan. 25 after leading WSU to a road victory at Missouri State with 16 points on 7-of-12 shooting and seven assists... Selected as WSU's Athlete of the Week for Nov. 30 following a pair of double digit scoring games vs. La Salle and South Dakota... Second on the team in scoring (9.5) and assists (3.2)... Finished fourth among MVC freshmen in scoring... Put up a season-best 22 points (9-of-18 FG, 3-of-6 three-pt FG, 1-for-1 FT) in only her second career Valley game vs. Bradley (Jan. 2)... Nearly matched that effort with 21 points vs. Missouri State in the State Farm MVC Tournament (March 12)... Dished out season-best eight assists to go along with nine points and five rebounds at Evansville (Jan. 28)... Stuffed the stat sheet with 10 points, four steals, seven rebounds, and four assists vs. Western Illinois (Nov. 20)... Scored in double figures 17 times, including her first four career contests... Led team in scoring seven times... Boasted 1.5 assist-turnover ratio... With senior Marisah Henderson, became just the second pair of WSU teammates to each register 100+ assists in the same season since 1994-95.

In High School:

Attended Chester W. Nimitz High School in Houston, Texas... Earned four letters in basketball under head coach Debbie Jackson... A three-time first team all-District 19-5A performer... A two-time Texas Basketball Magazine all-region selection... A three-time selection to the Texas Girls Coaches Association all-region team... Named to the 2009 Texas Girls Coaches Association 4A-5A South All-Star Team... A two-time Texas Association of Basketball Coaches all-Region 3 selection... Named to the Houston Girls Coaches Association All-Star Team... Named a Greater Houston All-Area honorable mention selection... Led the district and finished among the top 10 in the Greater Houston Area in assists (154) and steals (140) and was among the district and area leaders in three-point field-goal percentage (.456) as a senior... A Texas Basketball Magazine Preseason all-state selection... Averaged 11 points, 4.5 assists and 3.5 steals per game... Helped lead the Lady Cougars to a 37-2 record as a senior, falling to Mansfield Summit in the Texas State Class 5A championship game... Helped lead Aldine Nimitz to three-straight District 19-5A championships, becoming the first girl's program in AISD history to make it to the state tournament in 2009... Selected a three-time

Co-MVP with teammate Brittney Griner, 2009

Women's Basketball Coaches Association State Farm National Player of the Year... A McDonald's High School All-America nominee... An Honor Student at NHS, she ranked among the top 20 percent of her graduating class.

Diamond's Personal File:

Daughter of Cedric Diamond and Denese Exum... Born on August 6, 1991 in Denver, Colo... Has six siblings including an older brother Kent Brown, younger brothers Robert Williams and Caleb Diamond, younger sisters Delaney Williams and Brianna O'Neal and an older sister Nichole Bellemy, who also played college basketball... Cousin of current Phoenix Mercury assistant coach and former WNBA veteran Bridget Pettis... Earned River City Classic All-Tournament Team honors as a member of the Houston Basketball Academy Texas Blazers summer traveling team coached by Herb LeDee... Majoring in psychology at WSU.



13 KELSEY JACOBS

6-2 | FORWARD | FRESHMAN | FORTUNA, CALIF.
FORTUNA HS

JACOBS'S 2010-11 GAME-BY-GAME

Opponent	Date	GS	Min	FG	FGA	Pct	3FG	3FGA	Pct	FT	FTA	Pct	OR	DR	Tot	Avg	PF	FO	A	TO	Blk	Stl	Pts	Avg
ARIZONA	11-12-10		6	0	0	.000	0	0	.000	0	0	.000	0	1	1	1.0	0	0	1	0	1	0	0	0.0
at SIU-EDWARDSVILLE	11-16-10		7	0	1	.000	0	0	.000	0	0	.000	0	1	1	1.0	1	0	0	0	0	0	0	0.0
GEORGE MASON	11-20-10		11	0	0	.000	0	0	.000	0	1	.000	0	1	1	1.0	0	0	0	0	2	0	0	0.0
at CS-NORTHRIDGE	11-26-10		6	1	2	.333	0	0	.000	0	0	.000	2	1	3	1.5	1	0	0	2	0	0	2	0.5
vs. Wyoming	11-27-10		DNP																					
SANTA CLARA	12-02-10		8	0	2	.200	0	0	.000	0	0	.000	1	0	1	1.4	1	0	0	0	0	0	0	0.4
at South Dakota	12-05-10		6	1	2	.286	0	0	.000	1	2	.333	1	2	3	1.7	1	0	0	0	1	0	3	0.8
SAVANNAH STATE	12-10-10		11	0	0	.286	0	0	.000	0	0	.333	0	1	1	1.6	0	0	0	1	0	0	0	0.7
UC-DAVIS	12-14-10		8	0	0	.286	0	0	.000	0	0	.333	0	0	0	1.4	1	0	0	2	0	0	0	0.6
TEXAS-PANAMERICAN	12-19-10		4	0	0	.286	0	0	.000	0	0	.333	0	1	1	1.3	0	0	0	0	0	0	0	0.6
at Central Michigan	12-22-10		DNP																					
EVANSVILLE	12-31-10		DNP																					
SOUTHERN ILL.	01-02-11		DNP																					
at Bradley	01-06-11		DNP																					
at UNI	01-08-11		DNP																					
INDIANA ST.	01-13-11		DNP																					
ILLINOIS ST.	01-16-11		DNP																					
at Missouri St.	01-21-11		DNP																					
at Drake	01-27-11		DNP																					
at Creighton	01-29-11		DNP																					
UNI	02-04-11		DNP																					
BRADLEY	02-06-11		DNP																					
at Illinois St.	02-10-11		DNP																					
at Indiana St.	02-12-11		DNP																					
MISSOURI ST.	02-17-11		DNP																					
CREIGHTON	02-26-11		DNP																					
DRAKE	02-25-11		DNP																					
at Southern Ill.	03-03-11																							
at UNI	03-05-11																							
Totals			67	2	7	.286	0	0	.000	1	3	.333	4	8	12	1.3	5	0	1	5	4	0	5	0.6

BEST LIST

- ← **Points:** 2, @ South Dakota (D5)
- ← **Rebounds:** 3, 2x (last @ South Dakota, D5)
- ← **Assists:** 1, vs. Arizona (N12)
- ← **Steals:** --
- ← **Blocks:** 2, vs. George Mason (N20)
- ← **FG:** 1, 2x (last @ South Dakota, D5)
- ← **FGA:** 3, @ CS Northridge (N26)
- ← **3FG:** --
- ← **3FGA:** --
- ← **FT:** 1, @ South Dakota (D5)
- ← **FTA:** 2, @ South Dakota (D5)
- ← **Minutes:** 11, 2x (last vs. Savannah St, D10)

JACOBS'S CAREER STATISTICS

Year	GP	GS	Min	Avg	FG	FGA	Pct	3FG	3FGA	Pct	FT	FTA	Pct	OR	DR	Tot	Avg	PF	DQ	A	TO	Blk	Stl	Pts	Avg		
2010-11	9	0	67	7.4	2	7	.286	0	0	.000	1	3	.333	4	8	12	1.3	5	0	1	5	4	0	5	0.6		
MVC Only																											

In High School:

Attended Fortuna High School in Fortuna, Calif. ... Earned three letters for head coach Norm Sotomayor... Senior season cut short in mid-January due to ACL injury... Prior to injury, averaged 11.6 points, 6.8 rebounds, 3.8 blocks and 1.7 steals per game... Team was 13-3 with Jacobs in the lineup... Registered triple-double with 11 points, 17 rebounds, and 15 blocks in 55-30 win vs. Healdsburg (Calif.) High School... Named to the Humboldt-Del Norte Big 5 All-County Team... Named Tournament MVP at the Anderson (Calif.) High School Holiday Hoops Classic and four other tournaments during her career... Named all-tournament at the West Valley Tournament and Roacha Tournament... Earned county Sixth Man award as a sophomore... Picked up all-county honors in soccer... Three-year letterwinner in track, including a state semifinal appearance as a sophomore in the long jump and triple jump... Won the league triple jump championship as a junior... Honor Roll student who earned a Rotary Club Scholarship and was named NCS/CIF Scholar-Athlete.

Jacob's Personal File:

Daughter of Chris and Jeff Jacobs... Born on March 13, 1992... Has three brothers: Kyle (22), James (20), and Michael (16) and three sisters: Janay (14), Jennifer (7), and Emily (4)... Her father Jeff is a permanent deacon in the Catholic Church... Is undecided on a major at WSU.



15 HEATHER ROBBERN

5-9 | GUARD | JUNIOR | MAIZE, KAN.
MAIZE HS | HUTCHINSON (KAN.) CC

ROBBEN'S 2010-11 GAME-BY-GAME

Opponent	Date	GS	Min	FG	FGA	Pct	3FG	3FGA	Pct	FT	FTA	Pct	OR	DR	Tot	Avg	PF	FO	A	TO	Blk	Stl	Pts	Avg
ARIZONA	11-12-10	24	1	6	.167	1	6	.167	1	2	.500	0	6	6	6.0	4	0	1	0	0	0	4	4.0	
at SIU-EDWARDSVILLE	11-16-10	23	4	6	.417	2	3	.333	1	1	.667	0	4	4	5.0	3	0	1	2	0	0	11	7.5	
GEORGE MASON	11-20-10	35	1	5	.353	1	3	.333	4	4	.857	1	3	4	4.7	2	0	1	3	0	1	7	7.3	
at CS-NORTHRIDGE	11-26-10	9	0	1	.333	0	1	.308	0	0	.857	0	0	0	3.5	1	0	0	1	0	0	0	5.5	
vs. Wyoming	11-27-10	20	1	7	.280	1	2	.333	0	0	.857	2	2	4	3.6	0	0	0	0	0	2	3	5.0	
SANTA CLARA	12-02-10	*	24	2	5	.300	1	3	.333	2	2	.889	0	1	1	3.2	1	0	2	0	0	2	7	5.3
at South Dakota	12-05-10	*	4	0	0	.300	0	0	.333	0	0	.889	0	0	0	3.2	0	0	1	1	0	0	0	4.6
SAVANNAH STATE	12-10-10	*	24	2	5	.314	1	4	.318	1	1	.900	0	2	2	2.6	0	0	3	1	0	0	6	4.8
UC-DAVIS	12-14-10	*	25	3	8	.326	2	4	.346	6	7	.882	0	3	3	2.7	1	0	1	4	1	1	14	5.8
TEXAS-PANAMERICAN	12-19-10	*	31	4	8	.353	1	5	.323	1	1	.889	0	1	1	2.5	2	0	6	2	0	2	10	6.2
at Central Michigan	12-22-10	*	33	2	14	.308	2	10	.293	5	6	.875	1	1	2	2.5	2	0	1	2	0	2	11	6.6
EVANSVILLE	12-31-10	*	7	0	0	.308	0	0	.293	0	0	.875	0	0	0	2.3	1	0	2	3	0	0	0	6.1
SOUTHERN ILL.	01-02-11	*	19	0	4	.290	0	3	.273	2	2	.885	0	0	0	2.1	2	0	3	0	1	0	2	5.8
at Bradley	01-06-11	10	0	1	.286	0	1	.267	0	0	.885	0	1	1	2.0	2	0	0	0	0	1	0	5.4	
at UNI	01-08-11	14	0	1	.282	0	0	.267	0	0	.885	0	0	0	1.9	1	0	0	1	0	0	0	5.0	
INDIANA ST.	01-13-11	15	0	2	.274	0	0	.267	1	2	.857	0	0	0	1.8	3	0	2	0	0	0	1	4.8	
ILLINOIS ST.	01-16-11	2	0	0	.274	0	0	.267	0	0	.857	0	0	0	1.6	1	0	0	0	0	0	0	4.5	
at Missouri St.	01-21-11	16	0	2	.267	0	1	.261	0	0	.857	0	2	2	1.7	0	0	0	2	0	0	0	4.2	
at Drake	01-27-11	5	0	0	.267	0	0	.261	0	0	.857	0	0	0	1.6	0	0	0	0	0	0	0	4.0	
at Creighton	01-29-11	7	1	1	.276	0	0	.261	0	0	.857	0	2	2	1.6	0	0	0	0	0	0	2	3.9	
UNI	02-04-11	6	0	2	.269	0	1	.255	0	0	.857	0	1	1	1.6	0	0	0	1	0	0	0	3.7	
BRADLEY	02-06-11	6	0	4	.256	0	2	.245	0	0	.857	0	0	0	1.5	0	0	0	0	0	0	0	3.5	
at Illinois St.	02-10-11	10	1	2	.262	1	2	.255	0	0	.857	0	0	0	1.4	3	0	0	1	0	0	3	3.5	
at Indiana St.	02-12-11	21	3	9	.269	2	6	.263	0	0	.857	0	2	2	1.5	3	0	2	3	0	1	8	3.7	
MISSOURI ST.	02-17-11	5	0	0	.269	0	0	.263	0	0	.857	0	1	1	1.4	0	0	0	0	0	0	0	3.6	
CREIGHTON	02-26-11	10	0	0	.269	0	0	.263	0	0	.857	0	0	0	1.4	1	0	1	0	0	0	0	3.4	
DRAKE	02-25-11	19	1	5	.265	1	5	.258	0	0	.857	0	1	1	1.4	0	0	2	0	0	1	3	3.4	
at Southern Ill.	03-03-11																							
at UNI	03-05-11																							
Totals		8	424	26	98	.269	16	62	.258	24	28	.857	4	33	37	1.4	33	0	29	27	2	13	92	3.4

BEST LIST

- ← **Points:** 14, vs. UC DAVIS (D14/10)
- ← **Rebounds:** 6, vs. Arizona (N12/10)
- ← **Assists:** 6, vs. UTPA (D19)
- ← **Steals:** 2, 5x (last vs. SIU, J2)
- ← **Blocks:** 1, vs. UC DAVIS (D14/10)
- ← **FG:** 4, 2x (last vs. UTPA, D19)
- ← **FGA:** 14, @ Cent. Michigan (D22)
- ← **3FG:** 2, 4x (last @ Ind. St., F12)
- ← **3FGA:** 10, @ Central Michigan (D22)
- ← **FT:** 6, vs. UC DAVIS (D14/10)
- ← **FTA:** 7, vs. UC DAVIS (D14/10)
- ← **Minutes:** 35, vs. George Mason (N20)

ROBBEN'S CAREER STATISTICS

Year	GP	GS	Min	Avg	FG	FGA	Pct	3FG	3FGA	Pct.	FT	FTA	Pct.	OR	DR	Tot	Avg	PF	DQ	A	TO	Blk	Stl	Pts	Avg
2010-11	27	9	424	15.7	26	98	.269	16	62	.258	24	28	.857	4	33	37	1.4	33	0	29	27	2	13	92	3.4
MVCOnly	16	2	172	10.8	6	33	.182	4	21	.190	3	4	.750	0	9	9	0.6	17	0	12	11	1	3	19	1.2

Before Wichita State:

Starred at Hutchinson (Kan.) CC for head coach John Ontjes... Became HCC's first-ever two-time NJCAA All-American (Third Team as a sophomore and Honorable Mention as a freshman)... Set HCC's all-time scoring record with 1,072 points... Also holds school records for career free throw percentage (.853) and freshman free throw percentage (.870)... As a freshman, led the Blue Dragons to their first Region VI Tournament Championship (played in Charles Koch Arena) and NJCAA National Tournament since 1977... Member of the winningest class in HCC history, posting a 60-10 record that also included a school record 27 conference victories... As a sophomore, averaged 16.0 points, 4.7 rebounds, 3.0 assists, and 2.1 steals per game... Shot 46.5% from the field, 43.5% (80-for-184) from three-point range, and 83.2% (99-199) from the free throw line... Recorded sixth-best single-season scoring mark in school history with 529 points... Named first team All-Jayhawk League and All-Region VI for the second straight year... During her two-year career, registered 17 20-point games and six double-doubles... Also finished career with 125 steals and 31 blocked shots... Set her career-high with 27 points vs. Shelton State in the 2009 NJCAA National Tournament... First HCC player to sign with Wichita State since Tina Nichols in 1999... Named to Dean's Honor Roll both years at HCC.

In High School:

Attended Maize High School in Maize, Kan. ... Earned three letters for Head Coach Craig Lungwitz... As a senior named second team Class 6A all-state and second team All-Ark Valley/Chisolm Trail League... Represented the South Squad in the Kansas Basketball Coaches Association All-Star Game... Also participated in the David "Choke" Kohl's Memorial All-Star Game... Averaged 18.3 points and 5.7 rebounds while shooting 85% from the free throw line... Named to National Honor Society and landed on the school's Honor Roll... Listed in *Who's Who Among High School Science Students*.

Robben's Personal File:

Daughter of Greg Robben and Sally Seemann... Born on November 7, 1989... Has two brothers, Phillip Robben and Matt Seemann, and one sister, Laura Seemann... Majoring in Marketing at WSU.



21 HALEIGH LANKSTER

5-9 | GUARD/FORWARD | JR. | TULSA, OKLA. | PSYCHOLOGY
BOOKER T. WASHINGTON HS

LANKSTER'S 2010-11 GAME-BY-GAME

Opponent	Date	GS	Min	FG	FGA	Pct	3FG	3FGA	Pct	FT	FTA	Pct	OR	DR	Tot	Avg	PF	FO	A	TO	Blk	Stl	Pts	Avg	
ARIZONA	11-12-10	*	23	4	8	.500	3	6	.500	1	2	.500	0	2	2	2.0	5	1	3	3	0	0	12	12.0	
at SIU-EDWARDSVILLE	11-16-10	*	31	7	14	.500	0	2	.375	3	3	.800	1	4	5	3.5	1	0	5	1	1	8	17	14.5	
GEORGE MASON	11-20-10	*	21	3	7	.483	0	1	.333	1	5	.500	0	3	3	3.3	4	0	3	1	0	1	7	12.0	
at CS-NORTHRIDGE	11-26-10	*	34	5	9	.500	2	4	.385	9	10	.700	3	3	6	4.0	4	0	0	3	0	2	21	14.3	
vs. Wyoming	11-27-10	*	21	1	5	.465	0	0	.385	0	0	.700	0	2	2	3.6	1	0	1	2	1	0	2	11.8	
SANTA CLARA	12-02-10	*	24	7	9	.519	3	5	.444	4	5	.720	2	0	2	3.3	0	0	1	1	0	3	21	13.3	
at South Dakota	12-05-10	*	38	6	12	.516	1	5	.391	1	1	.731	3	4	7	3.9	4	0	1	1	0	1	14	13.4	
SAVANNAH STATE	12-10-10	*	31	3	7	.507	0	3	.346	3	4	.733	1	3	4	3.9	2	0	2	1	1	2	9	12.9	
UC-DAVIS	12-14-10	*	39	8	17	.500	2	7	.333	5	6	.750	1	7	8	4.3	3	0	1	0	0	1	23	14.0	
TEXAS-PANAMERICAN	12-19-10	*	14	6	8	.521	1	2	.343	2	2	.763	3	2	5	4.4	3	0	2	1	0	3	15	14.1	
at Central Michigan	12-22-10	*	17	4	12	.500	2	7	.333	0	0	.763	3	3	6	4.5	0	0	2	2	0	1	10	13.7	
EVANSVILLE	12-31-10	*	28	4	8	.500	0	1	.326	2	3	.756	1	3	4	4.5	2	0	3	4	1	1	10	13.4	
SOUTHERN ILL.	01-02-11	*	31	6	11	.504	3	6	.347	0	1	.738	6	0	6	4.6	2	0	2	2	0	5	15	13.5	
at Bradley	01-06-11	*	17	4	9	.500	1	2	.353	3	3	.756	1	1	2	4.4	5	1	1	1	0	2	12	13.4	
at UNI	01-08-11	*	35	4	7	.503	2	3	.370	0	0	.756	0	4	4	4.4	0	0	1	2	2	1	10	13.2	
INDIANA ST.	01-13-11	*	32	3	9	.493	0	3	.351	2	2	.766	2	3	5	4.4	1	0	1	0	0	1	8	12.9	
ILLINOIS ST.	01-16-11	*	32	5	12	.488	0	3	.333	2	5	.731	0	3	3	4.4	4	0	1	1	1	2	12	12.8	
at Missouri St.	01-21-11	*	28	2	7	.480	1	2	.339	0	0	.731	1	2	3	4.3	3	0	1	1	0	2	5	12.4	
at Drake	01-27-11	*	34	5	15	.466	2	9	.324	0	0	.731	3	0	3	4.2	1	0	1	4	0	4	12	12.4	
at Creighton	01-29-11	*	29	0	7	.451	0	3	.311	3	4	.732	2	3	5	4.3	4	0	1	3	0	0	3	11.9	
UNI	02-04-11	*	31	3	12	.439	1	5	.304	1	2	.724	1	4	5	4.3	3	0	2	2	0	1	8	11.7	
BRADLEY	02-06-11	*	31	5	9	.444	2	4	.313	3	4	.726	1	4	5	4.3	3	0	2	4	1	3	15	11.9	
at Illinois St.	02-10-11	*	27	6	15	.441	1	5	.307	0	1	.714	4	4	8	4.5	4	0	2	3	0	2	13	11.9	
at Indiana St.	02-12-11	*	29	5	12	.440	2	5	.312	0	0	.714	3	1	4	4.5	4	0	0	1	0	0	12	11.9	
MISSOURI ST.	02-17-11	*	34	7	9	.452	1	2	.316	3	6	.696	0	4	4	4.4	3	0	2	2	0	1	18	12.2	
CREIGHTON	02-26-11	*	38	8	12	.462	0	0	.316	4	7	.684	0	2	2	4.3	2	0	0	1	0	3	20	12.5	
DRAKE	02-25-11	*	33	7	16	.460	2	4	.323	0	0	.684	0	2	2	4.3	1	0	5	0	0	2	16	12.6	
at Southern Ill.	03-03-11																								
at UNI	03-05-11																								
Totals			26	782	128	278	.460	32	99	.323	52	76	.684	42	73	115	4.3	69	2	46	47	8	52	340	12.6

BEST LIST

- ← **Points:** 25, vs. Loyola (Ill.) (D2/09)
- ← **Rebounds:** 8, 2x (last @ Illinois St., F10/11)
- ← **Assists:** 5, 2x (last vs. Drake F27/11)
- ← **Steals:** 8, @ SIUE (N16/10)
- ← **Blocks:** 2, 4x (last at UNI, J8/11)
- ← **FG:** 9, 2x (last vs. Creighton, M13/10)
- ← **FGA:** 17, 2x (last vs. UC DAVIS, D14/10)
- ← **3FG:** 7, vs. Loyola (Ill.) (D2/09)
- ← **3FGA:** 12, vs. Loyola (Ill.) (D2/09)
- ← **FT:** 10, vs. Ark.-Pine Bluff (D29/09)
- ← **FTA:** 11, vs. Ark.-Pine Bluff (D29/09)
- ← **Minutes:** 39, vs. UC DAVIS (D14/10)

LANKSTER'S CAREER STATISTICS

Year	GP	GS	Min	Avg	FG	FGA	Pct	3FG	3FGA	Pct	FT	FTA	Pct	OR	DR	Tot	Avg	PF	DQ	A	TO	Blk	Stl	Pts	Avg
2008-09	28	17	606	21.6	66	178	.371	17	51	.333	19	37	.514	32	36	68	2.4	72	4	14	24	7	40	168	6.0
2009-10	33	28	910	27.6	135	344	.392	45	139	.324	61	84	.726	43	56	99	3.0	106	6	35	54	16	62	376	11.4
2010-11	27	26	782	29.0	128	278	.460	32	99	.323	52	76	.684	42	73	115	4.3	69	2	46	47	8	52	340	12.6
Total	88	71	2298	26.1	329	800	.411	94	289	.325	132	197	.670	117	165	282	3.2	247	12	95	125	31	154	884	10.0

As a Sophomore in 2009-10:

Started 28 games and played in all 33 contests, averaging 27.6 minutes per game at small forward for the Shockers... Averaged a team-best 11.4 points and grabbed 3.0 rebounds per game... Led the team with 45 three-point field goals and was second in three-point shooting, connecting on 32.4% of her attempts beyond the arc... Second on the team in steals (62) and third in blocked shots (16)... Topped the squad in free throw shooting (.726) and was second in made free throws (61)... Tied a school record with seven three-point field goals vs. Loyola (Ill.) (Dec. 2)... Also tallied a career-best 25 points that night... Converted 10-of-11 free throws enroute to a 16-point effort vs. Ark.-Pine Bluff (Dec. 29)... Also hauled in a career-best seven rebounds and added four steals vs. UAPB... Scored 18 points in 16 minutes in season-opener at ColoradoSt. (Nov. 15)... Poured in 19 points on 8-of-14 shooting in a rout of Western Illinois (Nov. 20)... Led WSU to the program's first non-conference road win since 2005 at Kent St. with 24 points on 8-of-16 shooting, including 5-of-9 from three-point range (Dec. 8)... Scored an efficient 20 points on 8-of-13 shooting at Drake (Jan. 9)... Put in 17 points with six rebounds and four steals vs. Indiana St. (Jan. 14)... Came off the bench to lead the team with 15 points in a win over Missouri St. (Feb. 20)... Tied a career-high with nine field goals in only 12 attempts and turned in 23 points in WSU's State Farm MVC Tournament Semifinal game vs. Creighton (March 13)...

Led WSU in post-season scoring (14.8 ppg)... Scored in double figures 18 times... Tallied 20 points or more on four occasions... Led team in scoring 11 times, more than any other Shocker... Enters 2010-11 in 12th place on WSU's all-time three-point field goal list (62).

As a Freshman in 2008-09:


Started 17 games and played in 28 contests, averaging 21.6 minutes per game at small forward for the Shockers... Averaged 6.0 points and 2.4 rebounds per game... Finished third on the team in scoring with 7.6 points per contest in conference play... Finished third on the team in three-point shooting, connecting on 33.3-percent of her attempts from the arc... Second on the squad in three-point shooting in conference play, connecting on better than 35-percent of her attempts... Finished fourth on the squad with seven blocks... Fourth on the team with 1.43 steals per game, which just missed the top 10 rankings among conference players... Led the team in scoring twice and posted six double-figure scoring games including a season-best 15 points in the regular-season finale at Bradley (March 7)... Her six steals against Jacksonville St. (Nov. 29) were one shy of the team and conference's single-game high... Played a season-best 36 minutes twice, first against Creighton (Jan. 10), then again at Bradley (March 7)... Named to both the AD's Honor Roll and the Dean's list following the Fall 2008 semester.

In High School:

Attended Booker T. Washington High School in Tulsa, Okla. ... Lettered four years in basketball under head coach Annette Kennedy... Named All-Region 7 and all-state by the Oklahoma Girls' Basketball Coaches Association... Helped lead the Hornets to an 83-24 record in four years, including a 26-3 record and an Oklahoma Class 5A state championship as a senior... Averaged more than 10 points per game as a senior... Tied a game high with 13 points for the Large East squad in a 54-49 win in the OGBCA All-State Game... Shot nearly 48-percent from the field as a junior... Second team all-tournament at the Oklahoma's Best Tournament... Averaged more than 12 points per game and scored a season-best 22 points against Rogers as a junior... Member of the Honor Roll.

Lankster's Personal File:

Daughter of Paul and Roschell Lankster... Born on Nov. 29, 1989, in Tulsa, Okla. ... Has two siblings, a younger brother Jordan and an older sister Deneen... Is majoring in Psychology at WSU.



22 BREANNA DAWKINS

5-6 | GUARD | FRESHMAN | DALLAS, TEXAS
CEDAR HILL HS

DAWKINS' 2010-11 GAME-BY-GAME

Opponent	Date	GS	Min	FG	FGA	Pct	3FG	3FGA	Pct	FT	FTA	Pct	OR	DR	Tot	Avg	PF	FO	A	TO	Blk	Stl	Pts	Avg	
ARIZONA	11-12-10		25	4	9	.444	2	3	.667	0	0	.000	2	2	4	4.0	4	0	2	6	0	1	10	10.0	
at SIU-EDWARDSVILLE	11-16-10		19	2	3	.500	0	0	.667	1	1	1.000	1	1	2	3.0	2	0	5	4	1	1	5	7.5	
GEORGE MASON	11-20-10		13	3	4	.563	0	0	.667	0	0	1.000	1	1	2	2.7	5	1	3	3	0	3	6	7.0	
at CS-NORTHRIDGE	11-26-10		21	2	4	.550	0	0	.667	1	2	.667	1	2	3	2.8	3	0	2	3	0	2	5	6.5	
vs. Wyoming	11-27-10	*	37	5	9	.552	1	2	.600	4	4	.857	0	1	1	2.4	1	0	4	2	0	4	15	8.2	
SANTA CLARA	12-02-10	*	24	1	1	.567	0	0	.600	0	0	.857	1	0	1	2.2	1	0	2	8	0	1	2	7.2	
at South Dakota	12-05-10	*	33	3	10	.500	0	1	.500	0	0	.857	0	3	3	2.3	2	0	3	5	0	1	6	7.0	
SAVANNAH STATE	12-10-10	*	28	4	8	.500	1	2	.500	1	3	.700	3	4	7	2.9	4	0	1	2	0	2	10	7.4	
UC-DAVIS	12-14-10	*	34	0	5	.453	0	2	.400	1	2	.667	3	8	11	3.8	3	0	3	12	0	1	1	6.7	
TEXAS-PANAMERICAN	12-19-10	*	29	3	7	.450	0	1	.363	3	5	.647	1	4	5	3.9	3	0	5	0	0	3	9	6.9	
at Central Michigan	12-22-10	*	31	5	12	.444	1	3	.357	3	6	.609	4	4	8	4.3	4	0	6	4	1	3	14	7.5	
EVANSVILLE	12-31-10	*	24	3	6	.449	0	0	.357	1	3	.577	3	5	8	4.6	4	0	0	4	0	0	7	7.5	
SOUTHERN ILL.	01-02-11	*	33	2	7	.435	0	0	.357	0	0	.577	3	3	6	4.7	2	0	5	0	0	1	4	7.2	
at Bradley	01-06-11	*	27	1	5	.422	1	2	.375	0	1	.556	1	3	4	4.6	3	0	3	4	0	2	3	6.9	
at UNI	01-08-11	*	24	2	6	.417	0	1	.353	0	0	.556	0	4	4	4.6	2	0	6	1	0	2	4	6.7	
INDIANA ST.	01-13-11	*	13	0	2	.408	0	0	.353	0	2	.517	1	5	6	4.7	3	0	4	2	0	0	0	6.3	
ILLINOIS ST.	01-16-11	*	29	1	5	.398	0	2	.316	3	4	.545	1	2	3	4.6	2	0	4	2	0	1	5	6.2	
at Missouri St.	01-21-11	*	20	5	8	.414	0	1	.300	0	1	.529	1	1	2	4.4	5	1	0	3	2	2	10	6.4	
at Drake	01-27-11	*	34	3	7	.415	0	1	.286	0	0	.529	1	2	3	4.4	2	0	4	3	1	1	6	6.4	
at Creighton	01-29-11	*	37	4	8	.421	0	1	.273	3	6	.525	3	6	9	4.6	2	0	2	4	0	3	11	6.7	
UNI	02-04-11	*	33	0	2	.414	0	0	.273	2	4	.523	3	3	6	4.7	3	0	0	7	0	2	2	6.4	
BRADLEY	02-06-11	*	26	2	3	.420	0	0	.273	2	2	.543	0	0	0	4.5	4	0	4	1	0	2	6	6.4	
at Illinois St.	02-10-11	*	33	2	5	.419	1	1	.304	2	4	.540	3	3	6	4.5	1	0	3	3	0	3	7	6.4	
at Indiana St.	02-12-11	*	23	0	3	.410	0	0	.304	0	0	.540	1	2	3	4.5	4	0	3	2	0	0	0	6.2	
MISSOURI ST.	02-17-11	*	29	0	6	.393	0	0	.304	5	6	.571	2	6	8	4.6	2	0	3	5	1	0	5	6.1	
CREIGHTON	02-26-11	*	33	2	7	.388	1	2	.320	0	0	.571	1	3	4	4.6	3	0	1	2	0	3	5	6.1	
at Drake	02-25-11	*	32	3	5	.395	1	1	.346	0	0	.571	2	0	2	4.5	3	0	3	0	0	4	7	6.1	
at Southern Ill.	03-03-11																								
at UNI	03-05-11																								
Totals			22	744	62	157	.395	9	26	.346	32	56	.571	43	78	121	4.5	78	2	81	92	6	48	165	6.1

BEST LIST

- ← **Points:** 15, vs. Wyoming (N27)
- ← **Rebounds:** 11, vs. UC Davis (D14)
- ← **Assists:** 6, 2x (last @ UNI, J8)
- ← **Steals:** 4, 2x (last vs. Drake, F25/11)
- ← **Blocks:** 2, @ Missouri St. (J21)
- ← **FG:** 5, 3x (last @ Missouri St., J21)
- ← **FGA:** 12, @ Central Mich. (D22)
- ← **3FG:** 2, vs. Arizona (N12)
- ← **3FGA:** 3, 2x (last @ Cent. Mich., D22)
- ← **FT:** 5, vs. Missouri St. (F17)
- ← **FTA:** 6, 2x (last vs. Missouri St., F17)
- ← **Minutes:** 37, 2x (last at Creighton, J29)

DAWKINS' CAREER STATISTICS


Year	GP	GS	Min	Avg	FG	FGA	Pct	3FG	3FGA	Pct.	FT	FTA	Pct.	OR	DR	Tot	Avg	PF	DQ	A	TO	Blk	Stl	Pts	Avg
2010-11	27	23	744	27.6	62	157	.395	9	26	.346	32	56	.571	43	78	121	4.5	78	2	81	92	6	48	165	6.1
MVC Only	16	16	450	28.1	30	85	.353	4	12	.333	18	33	.545	26	48	74	4.6	45	1	45	43	4	26	82	5.1

In High School:

Attended Cedar Hill High School in Dallas, Texas... Earned four letters in basketball under head coach Andrea Robinson... Led school to a USA Today Super 25 national ranking and first state Final Four appearance since moving up to Class 5A... Class 5A all-state selection by the Texas Association of Basketball Coaches and Texas Girls Coaches Association All-Stater... Named to UIL (University Interscholastic League) All-Tournament Team as well as first team all-area by the *Dallas Morning News*... Averaged 11.4 points, 4.8 rebounds, 1.5 assists, and 2.0 steals per game... Shot 46% from the field and 32% from three-point range... Scored season-high 30 points in a 63-60 win over Duncanville (Texas) High School... Led Cedar Hill to 27-7 record... Lost in state semi-finals to Cypress Fairbanks High School, led by nation's No.1 player (according to ESPNHoopGurlz.com) Chiney Ogwumike... Named Cedar Hill HS Athlete of the Year.

Dawkins' Personal File:

Daughter of Alexis Dawkins and Fenton Dawkins... Born on December 22, 1991... Is majoring in Pre-Forensic Science at WSU.



25

CHYANA TURNER

6-0 | FORWARD | SO. | HOUSTON, TEXAS | SPORT MANAGEMENT
EISENHOWER HS

TURNER'S 2010-11 GAME-BY-GAME

Table with columns: Opponent, Date, GS, Min, FG, FGA, Pct, 3FG, 3FGA, Pct, FT, FTA, Pct, OR, DR, Tot, Avg, PF, FO, A, TO, Blk, Stl, Pts, Avg. Rows include games against ARIZONA, GEORGE MASON, SANTA CLARA, etc.

BEST LIST

- ← Points: 23, vs. Illinois St. (J16/10)
← Rebounds: 9, 2x (last at Indiana St., F14/10)
← Assists: 3, 2x (last vs. UC DAVIS, D14/10)
← Steals: 2, 8x (last vs. Missouri St F17/11)
← Blocks: 2, 5x (last vs. Bradley F6/11)
← FG: 10, vs. Illinois St. (J16/10)
← FGA: 16, vs. Illinois St. (J16.10)
← 3FG: 2, 5x (last vs. INS, J13/11)
← 3FGA: 4, vs. Indiana State, (J13/11)
← FT: 8, @ CS Northridge (N26/10)
← FTA: 8, 2x (last @ CSUN26/10)
← Minutes: 37, at Missouri St. (J23/10)

TURNER'S CAREER STATISTICS

Table with columns: Year, GP, GS, Min, Avg, FG, FGA, Pct, 3FG, 3FGA, Pct, FT, FTA, Pct, OR, DR, Tot, Avg, PF, DQ, A, TO, Blk, Stl, Pts, Avg. Rows for 2009-10, 2010-11, and Totals.

As a Freshman in 2009-10:


Started 30 games and played in all 33 games... Started all 18 MVC games... averaged 8.3 points and 3.3 rebounds per game... Third on the team in three-point shooting (.300)... Named MVC Newcomer of the Week for Dec. 30 after putting up 17 points and eight rebounds vs. Arkansas-Pine Bluff (Dec. 29)... Twice tallied 20+ points and did so in back-to-back games... Scored season-high 23 points on 10-of-16 shooting vs. Illinois St. (Jan. 16) and followed with 20 points on 9-of-12 shooting at Missouri St. (Jan. 23)... From Jan. 16 through Jan. 30, averaged 18.3 points and 6.0 rebounds, while shooting .659 from the field... Scored 17 points with the help of 7-of-8 shooting at the free throw line in a win vs. Evansville (Feb. 26)... Put up double figure scoring totals 13 times... Led team in scoring five times and in rebounding six times... Finished the regular season ranked 15th in the MVC in field goal percentage.

In High School:

Attended Eisenhower High School in Houston, Texas ... Earned four letters in basketball under head coach Anthony Watkins ... Ranked as the 53rd best forward in the nation by ESPN HoopGurlz ... Ranked as the 256th best recruit in the nation by Blue Star Basketball ... A two-time first team all-District 19-5A performer, and shared District MVP honors as a junior in 2008 ... Selected to the Greater Houston Area All-Star Team ... A Texas Association of Basketball Coaches all-Region 3 selection ... A McDonald's High School All-America nominee ... Named a Greater Houston All-Area honorable mention selection ... Averaged more than 13 points per game as a senior ... Named to the Honor Roll and graduated among the top 10 percent of her class.

Turner's Personal File:

Daughter of Jeff and Vivian Turner ... Born on Nov. 16, 1990 in Houston, Texas ... Has six siblings including older brothers Lance and Shedrick, and older sisters Trina, Tiffany, Courtney and Lakita ... Brother Shedrick also played college basketball ... Played as a member of the Cy-Fair Heat summer traveling team under head coach George Washington ... Is majoring in Sport Management at WSU.



32 SHANNIKA BRYANT

6-4 | CENTER | FRESHMAN | CHICAGO, ILL.
ST. JOSEPH HS

BRYANT'S 2010-11 GAME-BY-GAME

Opponent	Date	GS	Min	FG	FGA	Pct	3FG	3FGA	Pct	FT	FTA	Pct	OR	DR	Tot	Avg	PF	FO	A	TO	Blk	Stl	Pts	Avg
ARIZONA	11-12-10	7	1	1	1.000	0	0	0	.000	0	0	.000	0	0	0	0.0	0	0	0	0	0	0	2	2.0
at SIU-EDWARDSVILLE	11-16-10	8	3	3	1.000	0	0	0	.000	0	0	.000	0	0	0	0.0	1	0	0	1	0	0	6	4.0
GEORGE MASON	11-20-10	2	0	0	1.000	0	0	0	.000	0	0	.000	0	0	0	0.0	0	0	0	0	0	0	0	2.7
at CS-NORTHRIDGE	11-26-10	DNP																						
vs. Wyoming	11-27-10	DNP																						
SANTA CLARA	12-02-10	8	0	0	1.000	0	0	0	.000	0	0	.000	0	3	3	0.8	1	0	0	0	1	0	0	2.0
at South Dakota	12-05-10	3	0	1	.800	0	0	0	.000	0	0	.000	1	1	2	1.0	0	0	0	0	0	0	0	1.6
SAVANNAH STATE	12-10-10	DNP																						
UC-DAVIS	12-14-10	DNP																						
TEXAS-PANAMERICAN	12-19-10	15	4	5	.800	0	0	0	.000	2	2	1.000	1	3	4	1.5	2	0	0	2	0	0	10	3.0
at Central Michigan	12-22-10	19	2	4	.714	0	0	0	.000	0	0	1.000	2	6	8	2.4	4	0	2	0	0	1	4	3.1
EVANSVILLE	12-31-10	DNP																						
SOUTHERN ILL.	01-02-11	DNP																						
at Bradley	01-06-11	DNP																						
at UNI	01-08-11	DNP																						
INDIANA ST.	01-13-11	DNP																						
ILLINOIS ST.	01-16-11	DNP																						
at Missouri St.	01-21-11	DNP																						
at Drake	01-27-11	DNP																						
at Creighton	01-29-11	DNP																						
UNI	02-04-11	DNP																						
BRADLEY	02-06-11	DNP																						
at Illinois St.	02-10-11	DNP																						
at Indiana St.	02-12-11	DNP																						
MISSOURI ST.	02-17-11	DNP																						
CREIGHTON	02-26-11	DNP																						
DRAKE	02-25-11	DNP																						
at Southern Ill.	03-03-11	DNP																						
at UNI	03-05-11	DNP																						
Totals			62	10	14	.714	0	0	.000	2	2	1.000	4	13	17	2.4	8	0	2	3	1	1	22	3.1

BEST LIST

- ← **Points:** 10, vs. UTPA (D19)
- ← **Rebounds:** 8, @ Central Michigan (D22)
- ← **Assists:** 2, @ Central Michigan (D22)
- ← **Steals:** 1, @ Central Michigan (D22)
- ← **Blocks:** 1, vs. Santa Clara (D2/10)
- ← **FG:** 4, vs. UTPA (D19)
- ← **FGA:** 5, vs. UTPA (D19)
- ← **3FG:** --
- ← **3FGA:** --
- ← **FT:** 2, vs. UTPA (D19)
- ← **FTA:** 2, vs. UTPA (D19)
- ← **Minutes:** 19, @ Central Michigan (D22)

BRYANT'S CAREER STATISTICS

Year	GP	GS	Min	Avg	FG	FGA	Pct	3FG	3FGA	Pct.	FT	FTA	Pct.	OR	DR	Tot	Avg	PF	DQ	A	TO	Blk	Stl	Pts	Avg	
2010-11	7	0	62	8.9	10	14	.714	0	0	.000	2	2	1.000	4	13	17	2.4	8	0	2	3	1	1	22	3.1	
MVC Only																										

In High School:

Attended St. Joseph High School in Chicago, Ill. ... Played for head coach Jim Maley... Averaged 12.2 points, the third-best mark in the conference, and 8.9 rebounds per game as a senior... Named to Suburban Life All-Area Team, all-East Suburban Catholic Conference, and honorable mention all-state by the Illinois Basketball Coaches Association... Earned all-tournament honors at the Morton College Minuteman Holiday Classic... Led St. Joseph to back-to-back regional titles, the first two titles in school history... Recognized as one of the *Chicago Sun-Times* Top 50 girls basketball players... Ranked as the No. 20 post player in the country by ESPNHoopGurlz.com... 298th ranked player in the country by Blue Star Basketball.

Price's Personal File:

Daughter of William and Doris Bryant... Born August 12, 1992 ... Has an older brother, Demetrius Glass... Became the first female basketball player from St. Joseph High School to sign an NCAA Division I scholarship ... Is undecided on a major at WSU.



33

MICHELLE PRICE

6-1 | FORWARD | SO. | KINGWOOD, TEXAS | UNDECIDED KINGWOOD HS

PRICE'S 2010-11 GAME-BY-GAME

Table with columns: Opponent, Date, GS, Min, FG, FGA, Pct, 3FG, 3FGA, Pct, FT, FTA, Pct, OR, DR, Tot, Avg, PF, FO, A, TO, Blk, Stl, Pts, Avg. Rows include games against Arizona, SIU-Edwardsville, George Mason, etc.

BEST LIST

- ← Points: 16, 2x (last vs. Missouri St F17/11)
← Rebounds: 12, vs. Missouri St. (F17/11)
← Assists: 4, vs. UTPA (D19/10)
← Steals: 6, @ CS Northridge (N26/10)
← Blocks: 2, 4x (last vs., ILS J16)
← FG: 7, vs. So. Illinois (J2/10)
← FGA: 12, vs. So. Illinois (J2/10)
← 3FG: --
← 3FGA: --
← FT: 7, vs. Evansville (F26/10)
← FTA: 8, vs. Evansville (F26/10)
← Minutes: 37, at Missouri St. (J23/10)

PRICE'S CAREER STATISTICS

Table with columns: Year, GP, GS, Min, Avg, FG, FGA, Pct, 3FG, 3FGA, Pct, FT, FTA, Pct, OR, DR, Tot, Avg, PF, DQ, A, TO, Blk, Stl, Pts, Avg. Rows include 2009-10, 2010-11, and Totals.

As a Freshman in 2009-10:

Played in all 33 games and started the final 13 contests... Averaged 4.6 points and 3.8 rebounds per game... Led team in field goal percentage (.527)... Upped that percentage to .576 during MVC competition...


In High School:

Attended Kingwood High School in Kingwood, Texas ... Earned four letters in basketball under head coach Tonia Thomas ... Ranked as the 29th best wing in the nation by ESPN HoopGurlz ... Ranked as the 129th best recruit in the nation by All-Star Girls' Report ...

to three-consecutive district playoff appearances ... Scored a career-high 34 points against Katy Taylor, and pulled down a career-best 20 rebounds against Bellaire, ranked among the top five teams in the state ...

Price's Personal File:

Daughter of Ron and Vee Price ... Born on May 13, 1991, in Pennsylvania ... Her cousin Michael Wilson played minor league baseball while her mother and uncle both participated in college basketball ...



34 JAZIMEN GORDON

6-2 | CENTER | SO. | W. MEMPHIS, ARK. | UNDECIDED
WEST MEMPHIS HS

GORDON'S 2010-11 GAME-BY-GAME

Opponent	Date	GS	Min	FG	FGA	Pct	3FG	3FGA	Pct	FT	FTA	Pct	OR	DR	Tot	Avg	PF	FO	A	TO	Blk	Stl	Pts	Avg	
ARIZONA	11-12-10	*	28	2	4	.500	0	0	.000	2	6	.333	3	2	5	5.0	4	0	1	0	1	0	6	6.0	
at SIU-EDWARDSVILLE	11-16-10	*	18	3	4	.625	0	0	.000	1	1	.429	1	3	4	4.5	1	0	1	2	1	3	7	6.5	
GEORGE MASON	11-20-10	*	22	3	5	.615	0	0	.000	2	4	.455	0	5	5	4.7	1	0	0	1	1	0	8	7.0	
at CS-NORTHRIDGE	11-26-10	*	18	1	3	.563	0	0	.000	0	0	.455	2	2	4	4.5	1	0	0	1	0	0	2	5.8	
vs. Wyoming	11-27-10	*	18	3	6	.545	0	0	.000	0	0	.455	0	3	3	4.2	2	0	0	2	1	1	6	5.8	
SANTA CLARA	12-02-10	*	13	1	1	.565	0	0	.000	0	0	.455	1	0	1	3.7	1	0	1	2	0	1	2	5.2	
at South Dakota	12-05-10	*	26	4	10	.515	0	0	.000	0	0	.455	2	3	5	3.9	3	0	0	3	2	2	8	5.6	
SAVANNAH STATE	12-10-10	*	20	3	5	.526	0	0	.000	3	4	.533	2	2	4	3.9	3	0	1	1	1	1	9	6.0	
UC-DAVIS	12-14-10	*	21	2	5	.512	0	0	.000	3	5	.550	1	3	4	3.9	4	0	0	0	1	1	7	6.1	
TEXAS-PANAMERICAN	12-19-10	*	13	2	3	.522	0	0	.000	2	2	.650	1	0	1	3.6	0	0	0	2	2	0	6	6.1	
at Central Michigan	12-22-10	*	25	5	10	.518	0	0	.000	3	5	.593	3	1	4	3.6	4	0	0	2	3	1	13	6.7	
EVANSVILLE	12-31-10	*	30	3	6	.516	0	0	.000	3	5	.594	2	12	14	4.5	2	0	0	1	6	0	9	6.9	
SOUTHERN ILL.	01-02-11	*	25	2	5	.507	0	0	.000	2	4	.583	3	3	6	4.6	3	0	0	1	2	0	6	6.8	
at Bradley	01-06-11	*	28	2	7	.486	0	0	.000	2	2	.605	1	4	5	4.6	3	0	0	0	2	0	6	6.8	
at UNI	01-08-11	*	22	2	5	.481	0	0	.000	3	5	.605	0	2	2	4.5	4	0	0	1	1	0	7	6.8	
INDIANA ST.	01-13-11	*	20	5	11	.478	0	0	.000	0	0	.605	3	1	4	4.4	3	0	1	0	2	1	10	7.0	
ILLINOIS ST.	01-16-11	*	19	2	5	.474	0	0	.000	0	0	.605	2	1	3	4.4	3	0	0	2	2	0	4	6.8	
at Missouri St.	01-21-11	*	29	1	6	.455	0	0	.000	4	8	.588	3	6	9	4.6	4	0	0	2	1	1	6	6.8	
at Drake	01-27-11	*	18	2	3	.462	0	0	.000	1	2	.585	1	0	1	4.4	4	0	0	0	1	1	5	6.7	
at Creighton	01-29-11	*	28	3	7	.459	0	0	.000	0	1	.574	2	4	6	4.5	4	0	1	3	0	2	6	6.7	
UNI	02-04-11	*	30	1	5	.448	0	0	.000	5	6	.600	0	1	1	4.3	1	0	0	1	0	0	7	6.7	
BRADLEY	02-06-11	*	23	5	5	.471	0	0	.000	1	2	.597	2	5	7	4.5	5	1	2	1	2	1	11	6.9	
at Illinois St.	02-10-11	*	26	5	7	.484	0	0	.000	2	2	.609	2	8	10	4.7	1	0	0	3	1	0	12	7.1	
at Indiana St.	02-12-11	*	17	3	5	.489	0	0	.000	1	2	.606	1	0	1	4.5	0	0	0	0	0	2	7	7.1	
MISSOURI ST.	02-17-11	*	14	3	8	.482	0	0	.000	1	1	.612	3	3	6	4.6	0	0	0	2	3	0	7	7.1	
CREIGHTON	02-26-11	*	34	6	12	.484	0	0	.000	5	8	.613	0	2	2	4.5	3	0	0	1	3	3	17	7.5	
DRAKE	02-27-11	*	26	4	13	.470	0	0	.000	2	4	.608	4	2	6	4.6	2	0	2	1	1	3	10	7.6	
at Southern Ill.	03-03-11	*																							
at UNI	03-05-11	*																							
Totals			17	611	78	166	.470	0	0	.000	48	79	.608	45	78	123	4.6	66	1	10	35	40	24	204	7.6

BEST LIST

- ← **Points:** 17, vs. Creighton (F25/11)
- ← **Rebounds:** 14, 2x (last vs. Evansville, D31/10)
- ← **Assists:** 2, 3x (last vs. Drake F27/11)
- ← **Steals:** 4, vs. SIU Edwardsville (D11/09)
- ← **Blocks:** 6, vs. Evansville (D31/10)
- ← **FG:** 7, vs. UNI (D31/09)
- ← **FGA:** 13, vs. Drake (F27/11)
- ← **3FG:** --
- ← **3FGA:** --
- ← **FT:** 7, at Indiana St. (F14/10)
- ← **FTA:** 9, at Indiana St. (F14/10)
- ← **Minutes:** 34, vs. Creighton (F25/11)

GORDON'S CAREER STATISTICS

Year	GP	GS	Min	Avg	FG	FGA	Pct	3FG	3FGA	Pct	FT	FTA	Pct	OR	DR	Tot	Avg	PF	DQ	A	TO	Blk	Stl	Pts	Avg
2009-10	33	1	705	21.4	85	163	.521	0	0	.000	56	78	.718	71	105	176	5.3	54	0	10	50	22	16	226	6.8
2010-11	27	17	611	22.6	78	166	.470	0	0	.000	48	79	.608	45	78	123	4.6	66	1	10	35	40	24	204	7.6
Totals	60	18	1316	21.9	163	329	.495	0	0	.000	104	157	.662	116	183	299	5.0	120	1	20	85	62	40	430	7.2

As a Freshman in 2009-10:

Played in all 33 games, starting one... Averaged 6.8 points and 5.3 rebounds per game... Upped averages to 7.3 points and 5.7 rebounds during MVC competition... Led team in rebounds (176) and blocked shots (22) despite averaging just 21.4 minutes per game... Second on the team in field goal percentage (.521) and sixth in scoring... Recorded three double-doubles to lead the team... Hauled in five offensive rebounds four times... Put up 14 points and brought down 14 rebounds in MVC opener vs. UNI (Dec. 31)... Those 14 boards were the most by any Shocker in a game during the 2009-10 season... Registered 14-pt, 10-reb double-double near her hometown at Memphis in the Women's Basketball Invitational... Hit game-winning jumper in the lane to lift WSU to a 53-52 win over UMKC at the Bahamas Sunsplash Shootout (Dec. 20)... Put in season-high 15 points on 6-of-9 shooting while grabbing nine rebounds (five offensive) at Evansville (Jan. 28)... Scored in double figures eight times... Tallied double figures in rebounding four times...

In High School:

Attended West Memphis High School in West Memphis, Ark. ... Earned three letters in volleyball, one in track and two in basketball under head coach Sheila Burns ... A two-time all-state Class 6A selection by the Arkansas High School Athletics Association ... Helped guide the Lady Blue Devils to back-to-back appearances in the Arkansas State Class 6A state championship game ... A two-time all-conference selection and named all-county as a senior ... Averaged eight points and seven rebounds per game, and helped lead the school to a 92-18 (.836) record during her playing career there ... A McDonald's High School All-America nominee ... Named to the Honor Roll at WMHS after graduating with a 3.6 GPA.

Gordon's Personal File:

Daughter of Peter and Eddie Mae Rothschild ... Born on Nov. 9, 1989 in Selma, Ala. ... Has three siblings, an older brother Akeem and a younger brother Peter, along with an older sister Romesha ... Her uncle Robert Givens also played college basketball ... Played summer traveling ball for the New Life Hawks coached by Dion Cross ... Is undecided on a major at WSU.



WICHITA STATE WOMEN'S BASKETBALL GAME NOTES



Official Basketball Box Score -- Game Totals -- Final Statistics
ARIZ vs Wichita State
 11/12/10 7:05 p.m. at Koch Arena Wichita, Kan.

ARIZ 81 • 1-0

#	Player	Total		3-Ptr		Rebounds		PF	TP	A	TO	Blk	Stl	Min	
		FG	FGA	FT	FTA	Off	Def								Tot
03	Ibekwe, Ify	f	1-5	0-1	2-4	3	5	8	5	4	0	2	1	0	22
53	Lucet, Soana	f	3-8	1-1	2-4	2	5	7	4	9	0	1	0	0	33
00	Whyte, Davellyn	g	5-22	1-7	5-7	3	3	6	4	16	4	5	0	1	36
05	Arnold, Shanita	g	4-12	0-1	8-11	0	1	1	3	16	7	4	0	4	43
12	Jackson, Brooke	g	5-9	3-6	2-3	1	4	5	3	15	0	1	1	2	37
13	Dickey, Tasha	g	0-1	0-0	1-2	0	1	1	1	1	0	1	0	0	7
28	Barnes, Erica	g	6-9	0-0	4-8	4	10	14	1	16	2	1	0	1	32
24	Warthen, Candice	g	2-4	0-1	0-2	1	2	3	0	4	1	0	0	0	12
42	Pierson, Amanda	g	0-0	0-0	0-0	0	0	0	0	0	0	0	0	0	3
Team						5	6	11							
Totals			26-70	5-17	24-41	19	37	56	21	81	14	15	2	8	225
FG % 1st Half: 8-31 25.8%		2nd half: 14-34 41.2%		OT: 4-5 80.0%		Game: 26-70 37.1%		Deadball							
3FG % 1st Half: 2-10 20.0%		2nd half: 2-6 33.3%		OT: 1-1 100.0		Game: 5-17 29.4%		Rebounds							
FT % 1st Half: 9-18 50.0%		2nd half: 10-17 58.8%		OT: 5-6 83.3%		Game: 24-41 58.5%		8							

Wichita State 72 • 0-1

#	Player	Total		3-Ptr		Rebounds		PF	TP	A	TO	Blk	Stl	Min	
		FG	FGA	FT	FTA	Off	Def								Tot
33	Price, Michelle	f	1-2	0-0	0-0	1	2	3	5	2	1	1	0	0	14
34	Gordon, Jazimen	f	2-4	0-0	2-6	3	2	5	4	6	1	0	1	0	28
04	Sanchez, Alicia	g	2-8	0-1	3-4	2	7	4	2	7	2	2	0	0	19
12	Diamond, Jessica	g	6-20	0-3	6-7	0	3	3	3	18	3	8	0	0	43
21	Lankster, Haleigh	g	4-8	3-6	1-2	0	2	5	12	3	3	0	0	23	
02	Boyd, Morgan	g	3-5	1-1	0-0	2	3	5	0	7	0	1	1	0	12
19	Jacobs, Kelsey	g	0-0	0-0	0-0	0	1	1	0	0	1	0	1	0	6
15	Robben, Heather	g	1-6	1-6	1-2	0	6	6	4	4	1	0	0	0	24
22	Dawkins, Breanna	g	4-9	2-3	0-0	2	2	4	4	10	2	6	0	1	25
25	Turner, Chynna	g	2-6	0-1	0-2	2	3	5	3	4	1	1	0	1	24
32	Bryant, Shannika	g	1-1	0-0	0-0	0	0	0	0	2	0	0	0	0	7
Team						2	8	10							
Totals			26-69	7-21	13-23	13	35	48	30	72	15	22	3	2	225
FG % 1st Half: 11-29 37.9%		2nd half: 13-32 40.6%		OT: 2-8 25.0%		Game: 26-69 37.7%		Deadball							
3FG % 1st Half: 6-12 50.0%		2nd half: 1-7 14.3%		OT: 0-2 0.0%		Game: 7-21 33.3%		Rebounds							
FT % 1st Half: 4-6 66.7%		2nd half: 8-15 53.3%		OT: 1-2 50.0%		Game: 13-23 56.5%		8							

Officials: Charles Carroll, Missy Brooks, Nick Marshall
 Technical fouls: ARIZ-None, Wichita State-None.
 Attendance: 4036
 Season opener for both teams.

Score by periods	1st	2nd	OT	Total
ARIZ	27	40	14	81
Wichita State	32	35	5	72

Points In Off 2nd Fast
 ARIZ 40 18 14 20 2
 WSUWB 27 14 16 0 27

Score tied - 6 times.
 Lead changed - 6 times.

Official Basketball Box Score -- Game Totals -- Final Statistics
MASON vs Wichita State
 11/20/10 2:05 pm at Koch Arena Wichita, Kan.

MASON 59 • 1-2

#	Player	Total		3-Ptr		Rebounds		PF	TP	A	TO	Blk	Stl	Min	
		FG	FGA	FT	FTA	Off	Def								Tot
04	Easter, Amber	f	7-16	2-3	0-0	3	5	8	5	16	3	2	0	0	34
21	LaTouche, Angelee	f	1-3	0-0	0-0	4	8	12	3	2	2	6	2	2	33
05	Moton, Taleia	g	7-19	0-2	3-4	0	2	2	2	17	4	2	0	1	37
20	Braxton, Ashleigh	g	0-3	0-3	0-0	0	3	3	4	0	1	0	0	1	14
22	Eley, Brittany	g	5-14	1-3	3-5	2	4	6	3	14	1	3	0	1	34
01	Duckett, Shavonne	g	1-4	0-1	0-0	3	0	3	1	2	0	0	0	0	12
10	Weithman, Christine	g	0-1	0-1	0-0	1	0	1	2	0	0	0	0	0	8
15	Saunders, Rahneeka	g	0-4	0-0	4-6	4	0	4	2	4	2	2	0	2	14
32	Lewis, Evelyn	g	2-3	0-0	0-0	0	1	1	5	4	0	1	1	0	14
Team						2	3	5							
Totals			23-67	3-13	10-15	19	26	45	27	59	13	16	3	7	200
FG % 1st Half: 13-33 39.4%		2nd half: 10-34 29.4%		Game: 23-67 34.3%		Deadball									
3FG % 1st Half: 2-6 33.3%		2nd half: 1-7 14.3%		Game: 3-13 23.1%		Rebounds									
FT % 1st Half: 1-3 33.3%		2nd half: 9-12 75.0%		Game: 10-15 66.7%		2									

Wichita State 65 • 2-1

#	Player	Total		3-Ptr		Rebounds		PF	TP	A	TO	Blk	Stl	Min	
		FG	FGA	FT	FTA	Off	Def								Tot
33	Price, Michelle	f	4-7	0-0	0-6	4	7	11	2	8	0	1	0	0	21
34	Gordon, Jazimen	f	3-5	0-0	2-4	0	5	5	1	8	0	1	1	0	22
04	Sanchez, Alicia	g	0-4	0-3	2-2	0	0	0	1	2	1	0	0	0	13
12	Diamond, Jessica	g	1-5	0-2	7-8	0	2	2	2	9	3	3	0	0	31
21	Lankster, Haleigh	g	3-7	0-1	1-5	0	3	3	4	7	3	1	0	1	21
02	Boyd, Morgan	g	5-8	2-4	4-4	1	3	4	1	16	1	3	0	1	23
13	Jacobs, Kelsey	g	0-0	0-0	0-1	0	1	1	0	0	0	0	2	0	11
15	Robben, Heather	g	1-5	1-3	4-4	1	3	4	2	7	1	3	0	1	35
22	Dawkins, Breanna	g	3-4	0-0	0-0	1	1	2	5	6	3	3	0	3	13
25	Turner, Chynna	g	1-2	0-0	0-1	0	0	0	1	2	2	2	0	0	8
32	Bryant, Shannika	g	0-0	0-0	0-0	0	0	0	0	2	0	0	0	0	2
Team						2	3	5							
Totals			21-47	3-13	20-35	9	28	37	19	65	14	17	3	6	200
FG % 1st Half: 10-23 43.5%		2nd half: 11-24 45.8%		Game: 21-47 44.7%		Deadball									
3FG % 1st Half: 3-10 30.0%		2nd half: 0-3 0.0%		Game: 3-13 23.1%		Rebounds									
FT % 1st Half: 8-12 66.7%		2nd half: 12-23 52.2%		Game: 20-35 57.1%		6									

Officials: Gina Cross, Tim Greenwood, Justin Brown
 Technical fouls: MASON-None, Wichita State-None.
 Attendance: 1787

Score by periods	1st	2nd	Total
MASON	29	30	59
Wichita State	31	34	65

Points In Off 2nd Fast
 MASON 20 17 10 0 10
 WSUWB 34 17 8 10 31

Score tied - 5 times.
 Lead changed - 8 times.

Official Basketball Box Score -- Game Totals -- Final Statistics
Wichita State vs SIUE
 11/16/10 7:05 pm at Edwardsville, Ill/Vadalabene Center

Wichita State 79 • 1-1

#	Player	Total		3-Ptr		Rebounds		PF	TP	A	TO	Blk	Stl	Min	
		FG	FGA	FT	FTA	Off	Def								Tot
04	Sanchez, Alicia	*	2-4	0-1	2-3	0	1	1	0	6	1	3	0	1	15
12	Diamond, Jessica	*	4-14	1-1	2-3	0	4	4	2	11	1	4	0	1	32
21	Lankster, Haleigh	*	7-14	0-2	3-3	1	4	5	1	17	5	1	1	8	31
33	Price, Michelle	*	1-4	0-0	3-6	6	3	9	2	5	0	3	1	0	16
34	Gordon, Jazimen	*	3-4	0-0	1-1	1	3	4	1	7	1	2	1	3	18
02	Boyd, Morgan	*	3-6	3-5	0-0	0	1	1	3	9	1	1	0	3	10
13	Jacobs, Kelsey	*	0-1	0-0	0-0	0	1	1	1	0	0	0	0	0	7
15	Robben, Heather	*	4-6	2-3	1-1	0	4	4	3	11	1	2	0	0	23
22	Dawkins, Breanna	*	2-3	0-0	1-1	1	1	2	2	5	4	4	1	1	19
25	Turner, Chynna	*	0-1	0-1	2-4	1	1	2	1	2	2	2	0	2	21
32	Bryant, Shannika	*	3-3	0-0	0-0	0	0	0	1	6	0	1	0	0	8
Team						2	1	3							
Totals			29-60	6-13	15-22	12	24	36	17	79	17	23	4	19	200
FG % 1st Half: 12-29 41.4%		2nd half: 17-31 54.8%		Game: 29-60 48.3%		Deadball									
3FG % 1st Half: 3-7 42.9%		2nd half: 3-6 50.0%		Game: 6-13 46.2%		Rebounds									
FT % 1st Half: 10-13 76.9%		2nd half: 5-9 55.6%		Game: 15-22 68.2%		21									

SIUE 53 • 0-2



WICHITA STATE WOMEN'S BASKETBALL GAME NOTES



Official Basketball Box Score -- Game Totals -- Final Statistics
Wyoming vs Wichita State
11/27/10 7:30 p.m. at Northridge, Calif. - The Matadome

Wyoming 63 • 4-1

#	Player	Total			3-Ptr			Rebounds			PF	TP	A	TO	Blk	Stl	Min
		FG	FGA	FT	FTA	FG	FGA	FT	FTA	Off							
14	KENNEDY, Jade	f	1-1	1-1	0-0	3	5	8	2	3	4	1	0	0	35		
20	VANDIVER, Aubrey	f	4-12	1-4	4-5	1	6	7	0	13	2	3	0	0	40-		
41	CARLSON, Hillary	c	7-15	1-2	3-6	2	7	9	3	18	2	5	3	0	36		
03	RICHARDSON, Randi	g	2-5	1-3	0-0	1	0	1	2	5	1	2	0	3	31		
12	SCHIFFLER, Kristen	g	0-3	0-2	0-0	2	1	3	0	0	2	0	0	0	8		
10	CAMPIGLI, Bec	g	6-9	1-2	1-1	0	4	4	2	14	1	1	0	1	21		
13	SICKLES, Ashley	g	1-1	0-0	1-1	0	2	2	0	3	1	1	0	0	7		
33	SEWELL, Chaundra	g	3-8	0-0	1-1	1	2	3	7	5	2	1	0	0	22		
	Team					0	1	1			4						
	Totals		24-54	5-14	10-14	10	28	38	12	63	18	19	4	4	200		

FG % 1st Half: 14-31 45.2% 2nd half: 10-23 43.5% Game: 24-54 44.4%
 3FG % 1st Half: 5-12 41.7% 2nd half: 0-2 0.0% Game: 5-14 35.7%
 FT % 1st Half: 2-4 50.0% 2nd half: 8-10 80.0% Game: 10-14 71.4%

Wichita State 55 • 3-2

#	Player	Total			3-Ptr			Rebounds			PF	TP	A	TO	Blk	Stl	Min
		FG	FGA	FT	FTA	FG	FGA	FT	FTA	Off							
33	Price, Michelle	f	3-7	0-0	2-3	2	8	10	3	8	0	1	2	0	26		
34	Gordon, Jazimen	c	3-6	0-0	0-0	0	3	3	2	6	0	2	1	1	18		
04	Sanchez, Alicia	g	3-5	0-1	1-1	0	2	2	2	7	0	0	0	1	22		
21	Lankster, Haleigh	g	1-5	0-0	0-0	0	2	2	1	2	1	2	1	0	21		
22	Dawkins, Breanna	g	5-9	1-2	4-4	0	1	1	1	15	4	2	0	4	37		
02	Boyd, Morgan	g	3-7	0-4	2-2	1	0	1	4	8	0	3	0	1	15		
12	Diamond, Jessica	g	2-7	0-1	0-0	1	1	2	1	4	1	0	0	0	16		
15	Robben, Heather	g	1-7	1-2	0-0	2	2	4	0	3	0	0	0	2	20		
25	Turner, Chynna	g	1-6	0-1	0-0	1	1	2	4	2	0	0	0	2	25		
	Team					3	4	7									
	Totals		22-59	2-11	9-10	10	24	34	18	55	6	10	4	11	200		

FG % 1st Half: 11-30 36.7% 2nd half: 11-29 37.9% Game: 22-59 37.3%
 3FG % 1st Half: 0-3 0.0% 2nd half: 2-8 25.0% Game: 2-11 18.2%
 FT % 1st Half: 5-6 83.3% 2nd half: 4-4 100.0 Game: 9-10 90.0%

Officials: Mike Brooks, Susan Woo, Alex Ca
 Technical fouls: Wyoming-None. Wichita State-None.
 Attendance: 412
 Championship Game of the CSUN Thanksgiving Basketball Classic

Score by periods	1st	2nd	Total
Wyoming	35	28	63
Wichita State	27	28	55

Points	In	Off	2nd	Fast	Bench
Point	Paint	T/O	Chance	Break	
WY	30	8	11	0	24
WSUWB	30	18	9	6	17

Last FG - WY 2nd-01:41, WSUWB 2nd-02:08.
 Largest lead - WY by 12 2nd-09:54, WSUWB by 7 1st-18:59.

Score tied - 3 times.
 Lead changed - 3 times.

Official Basketball Box Score -- Game Totals -- Final Statistics
Santa Clara vs Wichita State
12/02/10 7:05 PM at Wichita, Kan. - Koch Arena

Santa Clara 49 • 0-6

#	Player	Total			3-Ptr			Rebounds			PF	TP	A	TO	Blk	Stl	Min
		FG	FGA	FT	FTA	FG	FGA	FT	FTA	Off							
21	GIPSON, Lena	f	5-10	0-0	2-3	5	7	12	0	12	1	3	0	0	33		
03	FULPS, Meagan	g	5-11	3-7	1-2	0	1	1	2	14	3	3	0	3	34		
04	RADANOVIICH, Ricki	g	1-6	1-3	4-4	1	2	3	2	7	3	4	0	1	30		
10	SHOJI, Alyssa	g	0-5	0-2	0-0	0	3	3	2	0	2	4	0	2	24		
23	ARMSTRONG, Ashley	g	4-8	2-4	0-0	2	4	6	3	10	1	5	0	2	36		
13	ANDERSON, Telisha	g	0-2	0-0	0-2	0	0	0	2	0	1	2	0	2	8		
15	WILLINSKY, Kathy	g	1-3	0-0	0-0	2	0	2	1	2	0	1	0	0	16		
32	LEO, Lindsay	g	1-4	0-0	2-4	2	1	3	2	4	2	0	1	0	15		
34	SCOTT, Iman	g	0-0	0-0	0-0	0	0	0	1	0	0	0	0	0	4		
	Team					4	2	6									
	Totals		17-49	6-16	9-15	16	20	36	15	49	13	24	1	10	200		

FG % 1st Half: 8-25 32.0% 2nd half: 9-24 37.5% Game: 17-49 34.7%
 3FG % 1st Half: 0-4 0.0% 2nd half: 6-12 50.0% Game: 6-16 37.5%
 FT % 1st Half: 4-9 44.4% 2nd half: 5-6 83.3% Game: 9-15 60.0%

Wichita State 64 • 4-2

#	Player	Total			3-Ptr			Rebounds			PF	TP	A	TO	Blk	Stl	Min
		FG	FGA	FT	FTA	FG	FGA	FT	FTA	Off							
25	Turner, Chynna	f	2-5	0-0	2-3	0	1	1	4	4	1	1	0	1	21		
33	Price, Michelle	f	1-3	0-0	0-0	1	2	3	2	2	0	2	1	1	14		
34	Gordon, Jazimen	c	1-1	0-0	0-0	1	0	1	2	2	1	0	0	1	13		
15	Robben, Heather	g	2-5	1-3	2-2	0	1	1	1	7	2	0	0	2	24		
22	Dawkins, Breanna	g	1-1	0-0	0-0	1	0	1	2	2	2	8	0	0	11		
02	Boyd, Morgan	g	6-13	3-6	1-2	1	10	11	2	16	1	1	2	0	25		
04	Sanchez, Alicia	g	1-3	0-2	0-0	0	0	0	1	2	1	2	0	0	11		
12	Diamond, Jessica	g	3-9	1-2	1-2	1	1	2	0	8	7	2	0	0	28		
13	Jacobs, Kelsey	g	0-2	0-0	0-0	1	0	1	1	0	0	0	0	0	8		
21	Lankster, Haleigh	g	7-9	3-5	4-5	2	0	2	0	21	1	1	0	3	24		
32	Bryant, Shannika	g	0-0	0-0	0-0	0	3	3	1	0	0	0	1	0	8		
	Team					0	0	0									
	Totals		24-51	8-20	8-11	8	18	26	15	64	16	17	5	9	200		

FG % 1st Half: 14-31 45.2% 2nd half: 10-20 50.0% Game: 24-51 47.1%
 3FG % 1st Half: 7-16 43.8% 2nd half: 1-4 25.0% Game: 8-20 40.0%
 FT % 1st Half: 2-3 66.7% 2nd half: 6-8 75.0% Game: 8-11 72.7%

Officials: Doug Knight, Marcus Clayton, Rachael Monroe
 Technical fouls: Santa Clara-None. Wichita State-None.
 Attendance: 1458

Score by periods	1st	2nd	Total
Santa Clara	20	29	49
Wichita State	37	27	64

Points	In	Off	2nd	Fast	Bench
Point	Paint	T/O	Chance	Break	
SCU	20	15	8	0	6
WSUWB	18	23	12	8	47

Last FG - SCU 2nd-01:32, WSUWB 2nd-01:06.
 Largest lead - SCU None, WSUWB by 20 1st-01:56.

Score tied - 0 times.
 Lead changed - 0 times.

Official Basketball Box Score -- Game Totals -- Final Statistics
Wichita State vs South Dakota
12/05/10 2 p.m. at Vermillion, SD (DakotaDome)

Wichita State 47 • 4-3

#	Player	Total			3-Ptr			Rebounds			PF	TP	A	TO	Blk	Stl	Min
		FG	FGA	FT	FTA	FG	FGA	FT	FTA	Off							
15	Robben, Heather	*	0-0	0-0	0-0	0	0	0	0	0	1	1	0	0	4		
21	Lankster, Haleigh	*	6-12	1-5	1-1	3	4	7	4	14	1	1	0	1	38		
22	Dawkins, Breanna	*	3-10	0-1	0-0	0	3	3	2	6	3	5	0	1	33		
25	Turner, Chynna	*	4-6	0-0	0-0	0	3	3	5	8	1	2	0	0	16		
34	Gordon, Jazimen	*	4-10	0-0	0-0	2	3	5	3	8	0	3	2	2	26		
02	Boyd, Morgan	*	1-8	0-3	1-2	2	5	7	4	3	0	1	2	0	25		
04	Sanchez, Alicia	*	1-2	1-1	0-0	0	1	1	2	3	1	3	0	1	22		
12	Diamond, Jessica	*	1-7	0-2	0-0	0	2	2	0	2	1	1	1	0	23		
13	Jacobs, Kelsey	*	1-2	0-0	1-2	1	2	3	1	3	0	0	1	0	6		
32	Bryant, Shannika	*	0-1	0-0	0-0	1	1	2	0	0	0	0	0	0	3		
33	Price, Michelle	*	0-0	0-0	0-0	0	0	0	0	0	0	1	0	0	4		
	Team					2	2	4									
	Totals		21-58	2-12	3-5	11	26	37	21	47	8	18	6	5	200		

FG % 1st Half: 8-26 30.8% 2nd half: 13-32 40.6% Game: 21-58 36.2%
 3FG % 1st Half: 1-5 20.0% 2nd half: 1-7 14.3% Game: 2-12 16.7%
 FT % 1st Half: 0-0 0.0% 2nd half: 3-5 60.0% Game: 3-5 60.0%

South Dakota 57 • 5-4

#	Player	Total			3-Ptr			Rebounds			PF	TP	A	TO	Blk	Stl	Min
		FG	FGA	FT	FTA	FG	FGA	FT	FTA	Off							
05	YACKLEY, Alexis	*	1-4	1-2	0-0	0	3	3	0	3	4	3	1	1	31		
10	ROCHE, Annie	*	2-5	1-2	4-4	0	1	1	3	9	2	4	0	1	33		
22	HEGGE, Amber	*	4-11	0-1	8-14	5	2	7	4	16	0	0	1	1	20		



WICHITA STATE WOMEN'S BASKETBALL GAME NOTES



Official Basketball Box Score -- Game Totals -- Final Statistics UC Davis vs Wichita State 12/14/10 7:05 pm at Wichita, Kan. Charles Koch Arena

UC Davis 78 • 7-2

#	Player	Total			3-Ptr			Rebounds			PF	TP	A	TO	Blk	Stl	Min
		FG	FGA	FT	FTA	FG	FGA	FT	FTA	Off							
32	Meggison, Samantha	f	3-5	1-2	1-3	1	2	3	4	8	2	1	0	1	20		
11	Mintun, Paige	c	7-12	0-2	5-6	1	4	5	2	19	3	1	1	3	31		
02	Asano, Hana	g	1-6	0-2	6-8	0	1	1	1	8	4	0	0	24			
15	Heintz, Heidi	g	4-9	1-1	4-5	2	3	5	4	13	3	2	0	26			
25	Riecks, Kasey	g	5-10	4-6	1-2	3	2	5	3	15	2	0	0	35			
04	Oryon, Idit	0	0-1	0-0	0-0	0	0	0	0	0	0	0	0	2			
05	Stephens, Hannah	1-3	0-2	0-1	0	2	2	2	2	2	1	0	0	13			
10	Shinoda, Blair	1-4	1-2	0-2	0	1	1	0	3	2	0	0	0	21			
12	Beard, Kelsey	0-0	0-0	0-0	0	0	0	0	0	0	0	0	0	2			
21	Deely, Vicky	1-5	0-3	2-2	3	1	4	4	4	4	0	3	0	26			
23	Juric, Lauren	3-5	0-1	0-3	5	0	5	3	6	0	4	1	6	16			
24	Salvatore, Brianna	0-2	0-0	0-0	0	0	0	0	0	0	1	0	1	5			
	Team				1	1	2										
	Totals		26-62	7-21	19-32	16	17	33	23	78	15	19	2	18	201		

FG % 1st Half: 15-33 45.5% 2nd half: 11-29 37.9% Game: 26-62 41.9% Deadball Rebounds 3
 3FG % 1st Half: 5-13 38.5% 2nd half: 2-8 25.0% Game: 7-21 33.3%
 FT % 1st Half: 7-11 63.6% 2nd half: 12-21 57.1% Game: 19-32 59.4%

Wichita State 66 • 5-4

#	Player	Total			3-Ptr			Rebounds			PF	TP	A	TO	Blk	Stl	Min
		FG	FGA	FT	FTA	FG	FGA	FT	FTA	Off							
13	Jacobs, Kelsey	f	0-0	0-0	0-0	0	0	0	1	0	0	2	0	0	8		
25	Turner, Chynna	f	2-2	0-0	0-0	1	2	3	4	4	3	2	0	1	28		
34	Gordon, Jazimen	c	2-5	0-0	3-5	1	3	4	7	0	0	1	1	21			
21	Lankster, Haleigh	g	8-17	2-7	5-6	1	7	8	3	23	1	0	0	39			
22	Dawkins, Breanna	g	0-5	0-2	1-2	3	8	11	3	1	3	12	0	1	34		
02	Boyd, Morgan	0-3	0-3	0-0	0	0	0	0	0	0	1	2	0	0	12		
04	Sanchez, Alicia	4-5	0-0	2-2	1	1	2	5	10	1	1	0	1	10			
12	Diamond, Jessica	2-2	2-2	0-0	1	2	3	1	6	3	6	0	0	13			
15	Robben, Heather	3-8	2-4	6-7	0	3	3	1	14	1	4	1	1	25			
33	Price, Michelle	0-1	0-0	1-2	2	0	2	1	1	0	0	0	0	10			
	Team				3	4	7										
	Totals		21-48	6-18	18-24	13	30	43	23	66	13	29	2	7	200		

FG % 1st Half: 7-20 35.0% 2nd half: 14-28 50.0% Game: 21-48 43.8% Deadball Rebounds 3
 3FG % 1st Half: 2-9 22.2% 2nd half: 4-9 44.4% Game: 6-18 33.3%
 FT % 1st Half: 6-6 100.0% 2nd half: 12-18 66.7% Game: 18-24 75.0%

Officials: Charles Carroll, Debbie Adams, Marty Cook
 Technical fouls: UC Davis-None. Wichita State-None.
 Attendance: 1512

Score by periods	1st	2nd	Total
UC Davis	42	36	78
Wichita State	22	44	66

Last FG - UCD 2nd-01:58, WSUWBB 2nd-00:11.
 Largest lead - UCD by 25 2nd-16:26, WSUWBB by 5 1st-19:19.

Points In Off 2nd Fast
 Paint T/O Chance Break Bench
 UCD 26 36 13 0 15
 WSUWB 22 14 18 8 31

Score tied - 0 times.
 Lead changed - 1 time.

Official Basketball Box Score -- Game Totals -- Final Statistics UTPA vs Wichita State 12/19/10 2:05 pm at Wichita, Kan. Charles Koch Arena

UTPA 55 • 7-7

#	Player	Total			3-Ptr			Rebounds			PF	TP	A	TO	Blk	Stl	Min
		FG	FGA	FT	FTA	FG	FGA	FT	FTA	Off							
22	OPARA, Adanna	f	1-2	0-0	0-0	0	4	4	3	2	0	0	0	0	17		
24	JACKSON, Donna	f	0-2	0-0	0-0	0	2	2	3	0	0	1	0	0	15		
03	NEWELL, CeMonay	g	5-17	3-13	0-2	3	2	5	1	13	0	4	0	0	31		
10	TORRE, Bianca	g	6-15	3-7	6-8	0	2	2	2	21	4	7	0	0	31		
15	LEWIS, Erin	g	1-4	0-0	0-0	3	3	6	1	2	5	6	0	2	40		
11	WATSON, Ashley	1-1	0-0	0-0	0	0	0	1	2	0	1	1	0	4			
23	GARNER, LaQuita	2-4	0-0	2-4	0	1	1	2	6	1	2	0	0	12			
25	JACKSON, Re-Shawndr	2-8	1-2	0-0	0	1	1	3	5	0	1	0	1	17			
32	ERLINGSDDOTTIR, Maria	1-2	1-1	1-2	2	0	2	2	4	1	1	0	1	25			
33	GORDON, Jasmine	0-1	0-0	0-0	2	1	3	1	0	0	1	0	0	5			
44	ABSHER, Madison	0-1	0-0	0-1	0	1	1	0	0	0	0	1	0	3			
	Team				2	4	6										
	Totals		19-57	8-23	9-17	12	21	33	19	55	11	26	2	4	200		

FG % 1st Half: 8-31 25.8% 2nd half: 11-26 42.3% Game: 19-57 33.3% Deadball Rebounds 2
 3FG % 1st Half: 3-12 25.0% 2nd half: 5-11 45.5% Game: 8-23 34.8%
 FT % 1st Half: 6-7 85.7% 2nd half: 3-10 30.0% Game: 9-17 52.9%

Wichita State 95 • 6-4

#	Player	Total			3-Ptr			Rebounds			PF	TP	A	TO	Blk	Stl	Min
		FG	FGA	FT	FTA	FG	FGA	FT	FTA	Off							
25	Turner, Chynna	f	1-5	0-0	2-4	1	3	4	1	4	1	2	0	0	15		
34	Gordon, Jazimen	c	2-3	0-0	2-2	1	0	1	0	6	0	2	2	0	13		
15	Robben, Heather	g	4-8	1-5	1-1	0	1	1	2	10	6	2	0	2	31		
21	Lankster, Haleigh	g	6-8	1-2	2-2	3	2	5	3	15	2	1	0	3	14		
22	Dawkins, Breanna	g	3-7	0-1	3-5	1	4	5	3	9	5	0	0	3	29		
02	Boyd, Morgan	7-9	3-5	3-3	0	2	2	2	20	1	1	0	2	17			
04	Sanchez, Alicia	5-9	0-1	0-0	1	6	7	1	10	5	4	0	1	27			
12	Diamond, Jessica	0-3	0-0	0-0	0	2	2	2	0	0	0	0	0	17			
13	Jacobs, Kelsey	0-0	0-0	0-0	0	1	1	0	0	0	0	0	0	4			
32	Bryant, Shannika	4-5	0-0	2-2	1	3	4	2	10	0	2	0	0	15			
33	Price, Michelle	5-7	0-0	1-4	2	4	6	0	11	4	2	0	3	18			
	Team				1	4	5										
	Totals		37-64	5-14	16-23	11	32	43	16	95	24	17	2	15	200		

FG % 1st Half: 19-30 63.3% 2nd half: 18-34 52.9% Game: 37-64 57.8% Deadball Rebounds 2
 3FG % 1st Half: 4-9 44.4% 2nd half: 1-5 20.0% Game: 5-14 35.7%
 FT % 1st Half: 7-10 70.0% 2nd half: 9-13 69.2% Game: 16-23 69.6%

Officials: Robert Strong, Michelle Kramer, Melissa Ulsaker
 Technical fouls: UTPA-None. Wichita State-None.
 Attendance: 1508

Score by periods	1st	2nd	Total
UTPA	25	30	55
Wichita State	49	46	95

Last FG - UTPA 2nd-00:45, WSUWBB 2nd-00:20.
 Largest lead - UTPA None, WSUWBB by 40 2nd-01:08.

Points In Off 2nd Fast
 Paint T/O Chance Break Bench
 UTPA 16 12 10 4 17
 WSUWB 46 31 12 6 51

Score tied - 0 times.
 Lead changed - 0 times.

Official Basketball Box Score -- Game Totals -- Final Statistics Wichita State vs Central Michigan 12/22/10 1 p.m. at Mount Pleasant, Mich. (McGuirk Arena)

Wichita State 73 • 6-5

#	Player	Total			3-Ptr			Rebounds			PF	TP	A	TO	Blk	Stl	Min
		FG	FGA	FT	FTA	FG	FGA	FT	FTA	Off							
25	Turner, Chynna	f	1-2	0-0	0-0	0	2	2	5	2	0	1	0	0	14		
34	Gordon, Jazimen	c	5-10	0-0	3-5	3	1	4	13	0	2	3	1	25			
15	Robben, Heather	g	2-14	2-10	5-6	1	1	2	2	11	1	2	0	2	33		
21	Lankster, Haleigh	g	4-12	2-7	0-0	3	3	6	0	10	2	2	0	1	17		
22	Dawkins, Breanna	g	5-12	1-3	3-6	4	4	8	4	14	6	4	1	3	31		
02	Boyd, Morgan	4-6	2-4	0-0	1	1	2	4	10	0	0	0	0	12			
04	Sanchez, Alicia	1-10	1-5	0-0	1	1	2	3	3	1	5	0	1	24			
12	Diamond, Jessica	0-1	0-0	0-0	1	1	2	1	0	4	2	0	1	15			
32	Bryant, Shannika	2-4	0-0	0-0	2	6	8	4	4	2	0	0	1	19			
33	Price, Michelle	3-7	0-0	0-0	3	3	6	5	6	1	0	1	0	10			
	Team				2	4	6										
	Totals		27-78	8-29	11-17	21	27	48	32	73	17	18	5	10	200		

FG % 1st Half: 8-37 21.6% 2nd half: 19-41 46.3% Game: 27-78 34.6% Deadball Rebounds 3
 3FG % 1st Half: 1-11 9.1% 2nd half: 7-18 38.9% Game: 8-29 27.6%
 FT % 1st Half: 4-10 40.0% 2nd half: 7-7 100.0% Game: 11-17 64.7%

Central Michigan 98 • 8-3

#	Player	Total			3-Ptr			Rebounds			PF	TP	A	TO	Blk	Stl	Min
		FG	FGA	FT	FTA	FG	FGA	FT	FTA	Off							
01	MILLER, Skylar	f	7-13	0-0	1-3	4	7	11	2	15	3	0	0	1	27		
34	SZUNKO, Kaihla	f	8-13	1-2	5-7	5	5	10	4	22	2	1	1	1	26		
03	LONG, Shonda	g	1-10	1-6	4-7	0	1	1	0	7	7	4	0	2	36		
24	DiGUILIO, Niki	g	8-13	5-8	2-4	2	5	7	2	23	1	1	0	1	35		
33	BAKER, Brandie	g	5-9	0-0	6-9	1	9	10	2	16	5	2	1	1	34		
04	WELCH, Kylie	0-0	0-0	1-2	0	0	0	1	1	0	0	0	0	2			
05	OLIVE, Jalisa	0-5	0-2	2-2	1	1	2	1	2	2	1	0	0	14			
13	HOLIDAY, Kyra	0-0	0-0	0-0	0	0	0	0	0	0	0	0	0	1			
30	RAMSEY, Camille	0-0	0-0	0-0	0	0	0	0	0	0	0	0	0	1			
42	HUFF, Sarah	0-0	0-0	0-0	0	0	0	0	0	0	1	0	0	3			
44	JOHNSON, Taylor	3-8	1-3	5-9	4	4	8	4	12	0	3	1	2	21			
	Team				3	1	4										



WICHITA STATE WOMEN'S BASKETBALL GAME NOTES



Official Basketball Box Score -- Game Totals -- Final Statistics SIU vs Wichita State 01/02/11 2:05 pm at Wichita, Kan. (Koch Arena)

SIU 53 • 2-11, 0-2 MVC

#	Player	Total			3-Ptr			Rebounds			PF	TP	A	TO	Blk	Stl	Min
		FG-FGA	FG-FGA	FT-FTA	FG-FGA	FG-FGA	FT-FTA	Off	Def	Tot							
20	Swingler, Katrina	f	3-3	0-0	0-0	3	3	6	4	6	2	2	2	2	2	21	
32	Goins, Sidney	f	3-5	0-2	1-2	0	1	1	2	7	0	1	0	0	0	26	
21	Shannon, Cici	c	4-6	0-0	3-4	2	8	10	4	11	2	2	4	1	24		
04	Lemar, Brooke	g	1-6	0-0	0-0	0	1	1	2	2	7	10	0	0	0	37	
22	Oliver, Teri	g	5-13	2-7	4-4	0	5	5	2	16	1	4	0	0	0	39	
02	Ignoto, Taylor	f	1-2	0-0	0-0	0	1	1	1	2	1	1	0	0	0	12	
10	Nwani, Nneka	g	0-0	0-0	1-2	0	2	2	1	0	1	0	0	0	0	6	
11	Miller, Raquel	g	0-0	0-0	0-0	0	0	0	0	0	0	1	0	0	0	1	
25	Mitchell, Charmise	f	1-2	0-0	5-10	5	6	11	4	7	0	2	0	0	0	28	
14	Reed, Renee	g	0-2	0-1	1-2	0	1	1	0	1	0	1	0	0	0	6	
	Team					1	3	4							2		
	Totals		18-39	2-10	15-24	11	31	42	21	53	13	27	6	3	200		

FG % 1st Half: 11-23 47.8% 2nd half: 7-16 43.8% Game: 18-39 46.2%
 3FG % 1st Half: 1-5 20.0% 2nd half: 1-5 20.0% Game: 2-10 20.0%
 FT % 1st Half: 4-8 50.0% 2nd half: 11-16 68.8% Game: 15-24 62.5%

Wichita State 76 • 7-6, 1-1 MVC

#	Player	Total			3-Ptr			Rebounds			PF	TP	A	TO	Blk	Stl	Min
		FG-FGA	FG-FGA	FT-FTA	FG-FGA	FG-FGA	FT-FTA	Off	Def	Tot							
34	Gordon, Jazimen	c	2-5	0-0	2-4	3	3	6	3	6	0	1	2	0	0	25	
02	Boyd, Morgan	g	2-6	0-1	0-0	0	1	1	4	0	1	0	1	0	1	14	
15	Robben, Heather	g	0-4	0-3	2-2	0	0	0	2	2	3	0	1	0	0	19	
21	Lankster, Haleigh	g	6-11	3-6	0-1	6	0	6	2	15	2	2	0	0	5	31	
22	Dawkins, Breanna	g	2-7	0-0	0-0	3	3	6	2	4	5	0	0	1	3	33	
04	Sanchez, Alicia	g	3-5	2-2	2-2	0	1	1	2	10	1	1	0	1	16		
12	Diamond, Jessica	g	3-9	1-2	2-3	1	0	1	2	9	4	0	0	0	3	22	
25	Turner, Chynna	f	4-11	0-1	3-4	3	5	8	2	11	2	1	1	0	0	22	
33	Price, Michelle	f	7-12	0-0	1-4	1	4	5	2	15	0	2	0	1	1	18	
	Team					1	0	1							1		
	Totals		29-70	6-15	12-20	18	17	35	18	76	17	9	4	12	200		

FG % 1st Half: 14-32 43.8% 2nd half: 15-38 39.5% Game: 29-70 41.4%
 3FG % 1st Half: 2-7 28.6% 2nd half: 4-8 50.0% Game: 6-15 40.0%
 FT % 1st Half: 6-9 66.7% 2nd half: 6-11 54.5% Game: 12-20 60.0%

Officials: Eric Baker, Nick Marshall, Debbie Adams
 Technical fouls: SIU-TEAM. Wichita State-None.
 Attendance: 1151

Score by periods	1st	2nd	Total
SIU	27	26	53
Wichita State	36	40	76

Last FG - SIU 2nd-00:01, WSUWBB 2nd-00:10.
 Largest lead - SIU by 3 1st-17:49, WSUWBB by 26 2nd-04:57.

Points	In	Off	2nd	Fast	Bench
SIU	22	9	8	2	11
WSUWBB	34	26	12	6	45

Score tied - 4 times.
 Lead changed - 2 times.

Official Basketball Box Score -- Game Totals -- Final Statistics Wichita State vs Bradley 01-06-10 7:05 p.m. at Peoria, Ill. (Renaissance Coliseum)

Wichita State 49 • 7-7, 1-2

#	Player	Total			3-Ptr			Rebounds			PF	TP	A	TO	Blk	Stl	Min
		FG-FGA	FG-FGA	FT-FTA	FG-FGA	FG-FGA	FT-FTA	Off	Def	Tot							
25	Turner, Chynna	f	3-11	1-3	0-0	3	1	4	2	7	0	6	0	1	29		
34	Gordon, Jazimen	c	2-7	0-0	2-2	1	4	5	3	6	0	0	2	0	28		
02	Boyd, Morgan	g	3-9	1-5	0-0	2	2	4	2	7	0	2	0	4	23		
21	Lankster, Haleigh	g	4-9	1-2	3-3	1	1	2	5	12	1	1	0	2	17		
22	Dawkins, Breanna	g	1-5	1-2	0-1	1	3	4	3	3	3	4	0	2	27		
04	Sanchez, Alicia	g	1-4	0-2	0-0	0	1	1	2	2	1	4	1	0	19		
12	Diamond, Jessica	g	5-14	0-2	2-4	1	1	2	1	12	3	1	0	1	28		
15	Robben, Heather	f	0-1	0-1	0-0	0	1	1	2	0	0	0	0	1	10		
33	Price, Michelle	f	0-4	0-0	0-4	1	4	5	1	0	1	1	1	6	19		
	Team					2	1	3							1		
	Totals		19-64	4-17	7-14	12	19	31	21	49	9	20	4	17	200		

FG % 1st Half: 12-31 38.7% 2nd half: 7-33 21.2% Game: 19-64 29.7%
 3FG % 1st Half: 3-10 30.0% 2nd half: 1-7 14.3% Game: 4-17 23.5%
 FT % 1st Half: 1-3 33.3% 2nd half: 6-11 54.5% Game: 7-14 50.0%

Bradley 68 • 8-6, 1-2

#	Player	Total			3-Ptr			Rebounds			PF	TP	A	TO	Blk	Stl	Min
		FG-FGA	FG-FGA	FT-FTA	FG-FGA	FG-FGA	FT-FTA	Off	Def	Tot							
32	Westcott, MacKenzie	f	3-6	0-0	2-2	1	2	3	4	8	2	5	2	3	31		
25	Hollingshed, Latasha	c	2-5	0-0	0-0	3	2	5	1	4	1	2	0	0	20		
03	Budd, Kelsey	g	5-11	1-3	0-0	0	3	3	3	11	1	3	0	4	22		
10	Yohn, Katie	g	2-7	1-5	2-2	0	7	7	1	7	3	3	1	0	37		
34	Taylor, Raisa	g	1-5	0-0	7-9	2	7	9	4	9	3	6	0	1	29		
05	Muegge, Hanna	g	1-2	0-1	3-4	0	2	2	2	5	2	3	0	1	19		
21	Kassing, Leah	g	5-7	0-0	2-3	1	7	8	1	12	1	1	1	0	3		
22	Bisping, Brooke	g	0-0	0-0	0-0	0	0	0	0	0	0	0	0	0	4		
23	Niemiera, Lauren	g	0-0	0-0	3-4	0	3	3	0	3	2	1	1	0	10		
44	Fring, Kelly	g	3-3	2-2	1-1	2	1	3	1	9	0	1	1	0	9		
53	Spinass-Valainis, Aly	g	0-0	0-0	0-0	0	1	1	0	0	0	1	0	0	6		
	Team					0	2	2							2		
	Totals		22-46	4-11	20-25	9	37	46	17	68	15	28	5	10	200		

FG % 1st Half: 14-24 58.3% 2nd half: 8-22 36.4% Game: 22-46 47.8%
 3FG % 1st Half: 4-8 50.0% 2nd half: 0-3 0.0% Game: 4-17 23.5%
 FT % 1st Half: 5-6 83.3% 2nd half: 15-19 78.9% Game: 20-25 80.0%

Officials: Barb Smith, Tim Daley, Kelly Dennis
 Technical fouls: Wichita State-None. Bradley-None.
 Attendance: 765

Score by periods	1st	2nd	Total
Wichita State	28	21	49
Bradley	37	31	68

Last FG - WSUWBB 2nd-02:26, BU 2nd-03:47.
 Largest lead - WSUWBB by 2 1st-18:35, BU by 23 2nd-03:12.

Points	In	Off	2nd	Fast	Bench
WSUWBB	18	20	3	15	14
BU	26	19	9	4	29

Score tied - 2 times.
 Lead changed - 2 times.

Official Basketball Box Score -- Game Totals -- Final Statistics Wichita State vs UNI 01-08-11 3:05 p.m. at Cedar Falls, Iowa -- McLeod Center

Wichita State 49 • 7-8, 1-3

#	Player	Total			3-Ptr			Rebounds			PF	TP	A	TO	Blk	Stl	Min
		FG-FGA	FG-FGA	FT-FTA	FG-FGA	FG-FGA	FT-FTA	Off	Def	Tot							
25	Turner, Chynna	f	0-3	0-1	2-2	2	2	4	4	2	0	6	0	0	18		
34	Gordon, Jazimen	c	2-5	0-0	3-5	0	2	2	4	7	0	1	1	0	22		
02	Boyd, Morgan	g	2-3	2-2	0-0	0	1	1	3	6	2	3	0	2	19		
21	Lankster, Haleigh	g	4-7	2-3	0-0	0	4	4	0	10	1	2	2	1	35		
22	Dawkins, Breanna	g	2-6	0-1	0-0	0	4	4	2	4	6	1	0	2	24		
04	Sanchez, Alicia	g	3-4	1-2	0-0	0	1	1	1	7	0	2	0	0	14		
12	Diamond, Jessica	g	2-11	0-1	0-0	0	4	4	0	4	1	2	0	1	29		
15	Robben, Heather	f	0-1	0-0	0-0	0	0	0	1	0	0	1	0	0	14		
33	Price, Michelle	f	4-6	0-0	1-1	1	2	3	3	9	0	2	1	2	25		
	Team					2	3	5							1		
	Totals		19-46	5-10	6-8	5	23	28	18	49	10	21	4	9	200		

FG % 1st Half: 8-25 32.0% 2nd half: 11-21 52.4% Game: 19-46 41.3%
 3FG % 1st Half: 3-7 42.9% 2nd half: 2-3 66.7% Game: 5-10 50.0%
 FT % 1st Half: 1-1 100.0% 2nd half: 5-7 71.4% Game: 6-8 75.0%

UNI 59 • 10-5, 3-1

#	Player	Total			3-Ptr			Rebounds			PF	TP	A	TO	Blk	Stl	Min
		FG-FGA	FG-FGA	FT-FTA	FG-FGA	FG-FGA	FT-FTA	Off	Def	Tot							
44	Brocka, Erin	f	0-2	0-1	0-0	2	7	9	3	0	1	2	0	5	34		
20	Boeck, Lizzie	c	3-12	0-2	2-2	1	5	6	0	8	1	1	0	2	23		
02	Oney, Katelin	g	2-5	2-4	3-4	0	0	0	0	9	0	2	0	1	16		
03	Madrigal, Rachel	g	2-4	1-2	4-4	2	3	5	3	9	0	1	1	0	26		
10	Kalin, Jacqui	g	4-12	0-4	4-4	0	1	1	0	12	3	1	0	2	30		
00	Kirschbaum, Amber	g	2-8	0-0	5-5	3	5	8	3	9	0	2	2	2	17		
14	Armstrong, K.K.	g	2-5	0-3	1-2	3	0	3	2	5	3	3	0	2	25		
15	McDowell, Jess	g	0-0	0-0	0-0	0	0	0	0	0	0	0	0	0	2		
25	Cain, Lindsey	g	0-0	0-0	0-0	0	0	0	0	0	0	0	0	0	2		
45	Morgan, Mercedes	f	3-5	1-2	0-0	1	1	2	0	7	0	1	0	0	25		
	Team					1	2	3							1		
	Totals		18-53	4-18	19-21	13	24	37	11	59	8	14	3	14	200		

FG % 1st Half: 12-30 40.0% 2nd half: 6-23 26.1% Game: 18-53 34.0%
 3FG % 1st Half: 3-11 27.3% 2nd half: 1-7 14.3% Game: 4-18



WICHITA STATE WOMEN'S BASKETBALL GAME NOTES



Official Basketball Box Score -- Game Totals -- Final Statistics Illinois State vs Wichita State 01/16/11 2:05 p.m. at Wichita, Kan. (Charles Koch Arena)

Illinois State 56 • 10-6, 2-3 MVC

#	Player	Total			3-Ptr			Rebounds			PF	TP	A	TO	Blk	Stl	Min
		FG-FGA	FG-FGA	FT-FTA	FG-FGA	FG-FGA	FT-FTA	Off	Def	Tot							
21	Shelton, Kenyatta	f	2-4	0-0	1-2	1	5	6	4	5	1	3	1	0	0	28	
24	Hanley, Emily	f	4-9	0-0	4-8	3	3	6	4	12	1	4	0	0	0	37	
14	Clifton, Amanda	g	4-9	0-1	1-2	1	1	2	1	9	5	4	1	1	40		
20	Broadway, Katie	g	0-6	0-2	2-2	1	4	5	1	2	1	0	0	0	24		
34	Spanich, Hannah	g	1-3	0-1	1-2	0	4	4	4	3	0	4	0	0	22		
01	Jenkins, Alexis	0-1	0-0	0-0	0	0	0	1	0	1	0	0	0	0	6		
03	Sykes, Candace	0-1	0-0	0-0	0	3	3	1	0	0	0	0	0	1	12		
33	Jackson, Shala	7-12	0-0	11-13	5	2	7	4	25	1	3	0	2	28			
41	Hall, Marley	0-0	0-0	0-0	0	1	1	1	0	0	1	0	0	0	1		
50	Grace, Megan	0-0	0-0	0-0	0	1	1	1	0	0	0	0	0	0	2		
Team					4	3	7										
Totals			18-45	0-4	20-29	15	27	42	22	56	10	19	2	4	200		

FG % 1st Half: 7-22 31.8% 2nd half: 11-23 47.8% Game: 18-45 40.0%
 3FG % 1st Half: 0-2 0.0% 2nd half: 0-2 0.0% Game: 0-4 0.0%
 FT % 1st Half: 7-12 58.3% 2nd half: 13-17 76.5% Game: 20-29 69.0%

Wichita State 59 • 9-8, 3-3 MVC

#	Player	Total			3-Ptr			Rebounds			PF	TP	A	TO	Blk	Stl	Min
		FG-FGA	FG-FGA	FT-FTA	FG-FGA	FG-FGA	FT-FTA	Off	Def	Tot							
30	Price, Michelle	f	5-5	0-0	4-5	5	5	10	4	14	0	2	2	2	31		
34	Gordon, Jazimen	c	2-5	0-0	0-0	2	1	3	3	4	0	2	2	0	19		
12	Diamond, Jessica	g	4-12	1-2	3-3	0	1	1	2	12	4	1	0	0	33		
21	Lankster, Haleigh	g	5-12	0-3	2-5	0	3	3	4	12	1	1	1	2	32		
22	Dawkins, Breanna	g	1-5	0-2	3-4	1	2	3	2	5	4	2	0	1	29		
02	Boyd, Morgan	1-6	0-4	0-2	0	1	1	2	2	0	0	0	2	11			
04	Sanchez, Alicia	2-7	1-3	0-0	1	0	1	2	5	1	1	0	0	24			
15	Robben, Heather	0-0	0-0	0-0	0	0	0	1	0	0	0	0	0	2			
25	Turner, Chynna	2-5	1-4	0-1	1	1	2	3	5	0	2	1	0	19			
Team					3	3	6										
Totals			22-57	3-18	12-20	13	17	30	23	59	10	11	6	7	200		

FG % 1st Half: 13-35 37.1% 2nd half: 9-22 40.9% Game: 22-57 38.6%
 3FG % 1st Half: 2-12 16.7% 2nd half: 1-6 16.7% Game: 3-18 16.7%
 FT % 1st Half: 6-10 60.0% 2nd half: 6-10 60.0% Game: 12-20 60.0%

Officials: Greg Small, Charles Carroll, Dawn Weaver
 Technical fouls: Illinois State-None, Wichita State-None.
 Attendance: 1977

Score by periods	1st	2nd	Total
Illinois State	21	35	56
Wichita State	34	25	59

Last FG - DL8 2nd-01:29, WSUWBB 2nd-01:11.
 Largest lead - DL8 by 8 1st-18:37, WSUWBB by 18 2nd-17:10.

Points	In	Off	2nd	Fast	Bench
WSUWBB	Paint	T/O	Chance	Break	
26	16	10	4	25	5
24	21	34	4	12	

Score tied - 2 times.
 Lead changed - 1 time.

Official Basketball Box Score -- Game Totals -- Final Statistics Wichita State vs Drake 01-27-11 7:05 p.m. at Des Moines, Iowa

Wichita State 66 • 10-9, 4-4 MVC

#	Player	Total			3-Ptr			Rebounds			PF	TP	A	TO	Blk	Stl	Min
		FG-FGA	FG-FGA	FT-FTA	FG-FGA	FG-FGA	FT-FTA	Off	Def	Tot							
25	Turner, Chynna	f	3-6	0-1	3-6	0	2	2	2	9	1	1	0	2	29		
33	Price, Michelle	f	2-2	0-0	1-4	3	6	9	3	5	0	3	1	1	19		
12	Diamond, Jessica	g	8-12	3-3	2-2	0	5	5	1	21	2	2	0	2	34		
21	Lankster, Haleigh	g	5-15	2-9	0-0	3	0	3	1	12	1	4	0	4	34		
22	Dawkins, Breanna	g	3-7	0-1	0-0	1	2	3	2	6	4	3	1	1	34		
02	Boyd, Morgan	2-4	1-2	0-0	1	4	5	2	5	2	2	0	0	0	14		
04	Sanchez, Alicia	1-4	0-3	1-1	0	2	2	3	3	0	2	0	1	13			
15	Robben, Heather	0-0	0-0	0-0	0	0	0	0	0	0	0	0	0	5			
34	Gordon, Jazimen	2-3	0-0	1-2	1	0	1	4	5	0	0	1	1	18			
Team					1	0	1										
Totals			26-53	6-19	8-15	10	21	31	18	66	10	18	3	12	200		

FG % 1st Half: 16-29 55.2% 2nd half: 10-24 41.7% Game: 26-53 49.1%
 3FG % 1st Half: 3-9 33.3% 2nd half: 3-10 30.0% Game: 6-19 31.6%
 FT % 1st Half: 2-2 100.0 2nd half: 6-13 46.2% Game: 8-15 53.3%

Drake 57 • 9-10, 3-5 MVC

#	Player	Total			3-Ptr			Rebounds			PF	TP	A	TO	Blk	Stl	Min
		FG-FGA	FG-FGA	FT-FTA	FG-FGA	FG-FGA	FT-FTA	Off	Def	Tot							
21	Reid, Morgan	f	0-2	0-0	0-0	0	4	4	4	0	1	0	4	25			
15	Hackbarth, Rachael	c	4-10	0-0	2-2	3	4	7	1	10	0	5	0	1	29		
22	Parson, Kayla	g	0-2	0-0	0-0	0	1	1	1	0	0	2	0	9			
23	Turk, Kristin	g	7-18	0-3	6-6	7	1	8	3	20	5	8	0	2	39		
34	Wallschlaeger, Amber	g	2-6	0-3	0-0	4	0	4	0	4	0	0	0	2	18		
12	Ritscher, Ellie	0-1	0-1	0-0	0	0	0	0	1	0	0	0	0	7			
10	Marzchner, Alyssa	3-6	1-2	1-4	0	2	2	3	8	2	1	0	0	31			
30	Montgomery, Alex	5-6	0-0	1-1	1	1	2	1	11	0	2	0	0	14			
31	Christianson, Angela	0-3	0-0	4-4	1	3	4	0	4	1	2	0	2	16			
44	Running, Stephanie	0-3	0-0	0-0	1	2	3	0	0	1	0	0	0	12			
Team					0	3	3										
Totals			21-57	1-9	14-17	17	21	38	13	57	10	21	0	11	200		

FG % 1st Half: 8-26 30.8% 2nd half: 13-31 41.9% Game: 21-57 36.8%
 3FG % 1st Half: 0-4 0.0% 2nd half: 1-5 20.0% Game: 1-9 11.1%
 FT % 1st Half: 1-1 100.0 2nd half: 13-16 81.3% Game: 14-17 82.4%

Officials: Eric Baker, Nick Marshall, Ann Schroeder
 Technical fouls: Wichita State-None, Drake-None.
 Attendance: 2051

Score by periods	1st	2nd	Total
Wichita State	37	29	66
Drake	17	40	57

Last FG - WSUWBB 2nd-00:05, DU 2nd-00:51.
 Largest lead - WSUWBB by 22 1st-07:48, DU None.

Score tied - 0 times.
 Lead changed - 0 times.

Official Basketball Box Score -- Game Totals -- Final Statistics Wichita State vs Missouri State 01/21/11 7:05 p.m. at Springfield, Mo. - JQH Arena

Wichita State 41 • 9-9 (3-4 MVC)

#	Player	Total			3-Ptr			Rebounds			PF	TP	A	TO	Blk	Stl	Min
		FG-FGA	FG-FGA	FT-FTA	FG-FGA	FG-FGA	FT-FTA	Off	Def	Tot							
25	Turner, Chynna	f	0-1	0-0	1-2	0	1	1	5	1	0	2	1	0	14		
33	Price, Michelle	f	2-5	0-0	2-4	3	3	6	3	6	1	5	0	3	26		
12	Diamond, Jessica	g	4-13	1-2	0-1	0	4	4	0	9	4	4	1	0	37		
21	Lankster, Haleigh	g	2-7	1-2	0-0	1	2	3	3	5	1	1	0	2	28		
22	Dawkins, Breanna	g	5-8	0-1	0-1	1	1	2	5	10	0	3	2	2	20		
02	Boyd, Morgan	0-5	0-2	0-0	0	3	3	3	0	0	1	0	0	10			
04	Sanchez, Alicia	2-7	0-3	0-0	0	0	0	5	4	0	4	0	1	20			
15	Robben, Heather	0-2	0-1	0-0	0	2	2	0	0	2	0	0	0	16			
34	Gordon, Jazimen	1-6	0-0	4-8	3	6	9	4	6	0	2	1	1	29			
Team					3	6	9										
Totals			16-54	2-11	7-16	11	28	39	28	41	6	24	5	9	200		

FG % 1st Half: 10-31 32.3% 2nd half: 6-23 26.1% Game: 16-54 29.6%
 3FG % 1st Half: 2-7 28.6% 2nd half: 0-4 0.0% Game: 2-11 18.2%
 FT % 1st Half: 1-5 20.0% 2nd half: 6-11 54.5% Game: 7-16 43.8%

Missouri State 71 • 15-4 (6-1 MVC)

#	Player	Total			3-Ptr			Rebounds			PF	TP	A	TO	Blk	Stl	Min
		FG-FGA	FG-FGA	FT-FTA	FG-FGA	FG-FGA	FT-FTA	Off	Def	Tot							
33	Shorter, Christiana	f	7-10	0-0	7-9	4	10	14	3	21	0	3	0	2	32		
25	Mays, Tia	c	0-5	0-0	2-3	3	4	7	2	2	3	3	7	2	29		
05	Garrison, Casey	g	7-18	1-2	7-9	3	1	4	1	22	4	2	1	0	33		
12	Malone, Jasmine	g	3-9	0-4	0-0	0	6	6	2	6	0	1	0	0	29		
23	Roberson, Jaleshia	g	0-7	0-6	0-0	0	2	2	2	0	1	3	0	2	26		
01	Edie, Whitney	0-1	0-0	1-2	0	1	1	3	1	1	0	0	0	4			
03	Phillips, Desiree	0-1	0-1	0-0	0	0	0	0	0	0	1	0	0	2			
14	Buer, Karly	1-2	0-0	0-0	1	1	2	0	2	2	0	0	1	8			
15	Roberts, Kendra	3-7	0-1	9-10	2	4	6	1	15	1	0	0	0	22			
40	Soldner, Regan	0-0	0-0	0-0	0	0	0	0	0	0	1	0	0	5			
43	Stock, Aly	0-0	0-0	0-0	0	1	1	0	0	0	0	0	0	2			
44	Boshe, Lacey	1-1	0-0	0-0	0	1	1	4	2	1	0	1	0	8			
Team					3	0	3										
Totals			22-61	1-14	26-33	16	31	47	18	71	13	14	9	7	200		

FG % 1st Half: 11-32 34.4% 2nd half: 11-29 37.9% Game: 22-61 36.1%
 3FG % 1st Half: 0-7 0.0% 2nd half: 1-7 14.3% Game: 1-14 7.1%
 FT % 1st Half: 8-9 88.9% 2nd half: 18-24 75.0% Game: 26-33 78.8%

Officials: Beverly Roberts, Tina Napier, Jeff Faulconer
 Technical fouls: Wichita State-None, Missouri State-None.
 Attendance: 4583

Dawkins (WSU) fouls out at 5:01 of 2nd half.
 Turner (WSU) fouls out at 3:31 of 2nd half.
 Sanchez (WSU) fouls out at 0:03 of 2nd half.

Score by periods	1st	2nd	Total
Wichita State	23</		



WICHITA STATE WOMEN'S BASKETBALL GAME NOTES



Official Basketball Box Score -- Game Totals -- Final Statistics

UNI vs Wichita State
02/04/11 7:05 p.m. at Wichita, Kan. - Koch Arena

UNI 77 • 16-5, 9-1 MVC

#	Player	Total			3-Ptr			Rebounds			PF	TP	A	TO	Blk	Stl	Min
		FG-FGA	FG-FGA	FT-FTA	FG-FGA	FG-FGA	FT-FTA	Off	Def	Tot							
44	Brocka, Erin	f	2-4	0-1	0-0	0	4	4	4	4	3	3	0	2	27		
20	Boeck, Lizzie	c	3-6	0-2	5-8	2	6	8	1	11	3	4	0	3	27		
02	Oney, Katelyn	g	5-7	3-5	0-2	0	1	1	2	13	0	1	0	0	30		
03	Madrigal, Rachel	g	4-6	0-0	3-4	1	2	3	0	11	2	1	1	0	26		
10	Kalin, Jacqui	g	7-13	0-3	5-5	2	2	4	4	19	1	0	0	2	35		
00	Kirschbaum, Amber		1-3	0-0	1-5	2	5	7	4	3	0	0	1	1	13		
04	Armstrong, K.K.	g	4-9	2-4	0-1	0	2	2	4	10	2	3	0	3	24		
15	McDowell, Jess	g	0-1	0-1	0-0	0	0	0	0	0	0	0	0	0	1		
25	Cain, Lindsey	g	0-0	0-0	0-0	0	0	1	0	0	0	0	0	0	1		
45	Morgan, Mercedes	g	2-4	0-1	2-3	2	2	4	1	6	2	4	1	0	16		
	Team					0	3	3									
	Totals		28-53	5-17	16-28	9	28	37	20	77	13	16	3	11	200		

FG % 1st Half: 13-28 46.4% 2nd half: 15-25 60.0% Game: 28-53 52.8%
 3FG % 1st Half: 2-10 20.0% 2nd half: 3-7 42.9% Game: 5-17 29.4%
 FT % 1st Half: 4-11 36.4% 2nd half: 12-17 70.6% Game: 16-28 57.1%

Wichita State 57 • 10-11, 4-6 MVC

#	Player	Total			3-Ptr			Rebounds			PF	TP	A	TO	Blk	Stl	Min
		FG-FGA	FG-FGA	FT-FTA	FG-FGA	FG-FGA	FT-FTA	Off	Def	Tot							
25	Turner, Chynna	f	1-3	0-0	2-2	0	2	2	1	4	0	1	0	0	12		
33	Price, Michelle	f	2-5	0-0	1-2	3	2	5	5	5	0	2	1	0	14		
12	Diamond, Jessica	g	4-10	1-2	2-2	1	2	3	3	11	5	4	0	1	31		
21	Lankster, Haleigh	g	3-12	1-5	1-2	1	4	5	3	8	2	2	0	1	31		
22	Dawkins, Breanna	g	0-2	0-0	2-4	3	3	6	3	2	0	7	0	2	33		
02	Boyd, Morgan	g	5-10	3-7	3-3	2	6	8	3	16	1	0	1	1	24		
04	Sanchez, Alicia	g	1-5	1-3	1-4	1	1	2	3	4	2	0	0	0	19		
15	Robben, Heather	g	0-2	0-1	0-0	0	1	1	0	0	0	1	0	0	6		
34	Gordon, Jazimen	g	1-5	0-0	5-6	0	1	1	1	7	0	1	0	0	30		
	Team					2	3	5									
	Totals		17-54	6-18	17-25	13	25	38	22	57	10	18	2	6	200		

FG % 1st Half: 8-27 29.6% 2nd half: 9-27 33.3% Game: 17-54 31.5%
 3FG % 1st Half: 3-8 37.5% 2nd half: 3-10 30.0% Game: 6-18 33.3%
 FT % 1st Half: 8-12 66.7% 2nd half: 9-13 69.2% Game: 17-25 68.0%

Officials: Beverly Roberts, Tina Napier, Lisa Mattingly
 Technical fouls: UNI-None. Wichita State-None.
 Attendance: 1562

Score by periods	1st	2nd	Total
UNI	32	45	77
Wichita State	27	30	57

Points	In	Off	2nd	Fast	Bench
UNI	36	15	8	2	19
WSUWB	16	7	11	2	27

Last FG - UNI 2nd-03:21, WSUWB 2nd-00:45.
 Largest lead - UNI by 22 2nd-04:34, WSUWB by 3 1st-10:02.

Score tied - 10 times.
 Lead changed - 6 times.

Official Basketball Box Score -- Game Totals -- Final Statistics

Wichita State vs Indiana State
02-12-11 3:35 p.m. at Hulman Center (Terre Haute, Ind.)

Wichita State 57 • 11-13 (5-8 MVC)

#	Player	Total			3-Ptr			Rebounds			PF	TP	A	TO	Blk	Stl	Min
		FG-FGA	FG-FGA	FT-FTA	FG-FGA	FG-FGA	FT-FTA	Off	Def	Tot							
25	Turner, Chynna	f	3-8	0-1	1-2	0	5	5	1	7	2	1	0	1	30		
33	Price, Michelle	f	4-10	0-0	0-2	1	4	5	3	8	1	2	0	4	34		
12	Diamond, Jessica	g	4-8	0-0	7-8	0	4	4	3	15	1	6	0	1	34		
21	Lankster, Haleigh	g	5-12	2-5	0-0	3	1	4	4	12	0	1	0	0	29		
22	Dawkins, Breanna	g	0-3	0-0	0-0	1	2	3	4	0	3	2	0	0	23		
04	Sanchez, Alicia	g	0-0	0-0	0-0	0	1	1	1	0	0	0	0	0	12		
15	Robben, Heather	g	3-9	2-6	0-0	0	2	2	3	8	2	3	0	1	21		
34	Gordon, Jazimen	g	3-5	0-0	1-2	1	0	1	0	7	0	0	0	2	17		
	Team					1	2	3									
	Totals		22-55	4-12	9-14	7	21	28	19	57	9	15	0	9	200		

FG % 1st Half: 12-26 46.2% 2nd half: 10-29 34.5% Game: 22-55 40.0%
 3FG % 1st Half: 1-4 25.0% 2nd half: 3-8 37.5% Game: 4-12 33.3%
 FT % 1st Half: 6-10 60.0% 2nd half: 3-4 75.0% Game: 9-14 64.3%

Indiana State 65 • 12-11 (6-6 MVC)

#	Player	Total			3-Ptr			Rebounds			PF	TP	A	TO	Blk	Stl	Min
		FG-FGA	FG-FGA	FT-FTA	FG-FGA	FG-FGA	FT-FTA	Off	Def	Tot							
13	Mattox, Deja	f	0-7	0-3	0-0	0	3	3	0	0	1	0	1	1	17		
31	Cooley, Kelsie	f	4-10	0-3	0-0	5	7	12	1	8	2	5	0	2	37		
05	Thomas, Shannon	c	5-11	0-0	8-11	2	9	11	2	18	3	1	3	0	39		
01	Schoen, Brittany	g	4-11	4-6	4-4	0	0	0	1	16	1	3	0	1	35		
23	Whitley, Taylor	g	5-9	0-2	6-8	1	5	6	3	16	1	2	0	0	39		
20	Hodge, Moriah	g	0-0	0-0	0-0	0	0	0	0	0	0	1	0	0	3		
32	Rademacher, Andrea	g	0-0	0-0	0-0	0	0	0	1	0	0	0	0	0	1		
33	Munn, Anna	g	2-4	1-3	2-4	1	4	5	2	7	4	5	0	1	29		
	Team					3	1	4									
	Totals		20-52	5-17	20-27	12	29	41	10	65	12	17	4	5	200		

FG % 1st Half: 10-29 34.5% 2nd half: 10-23 43.5% Game: 20-52 38.5%
 3FG % 1st Half: 1-7 14.3% 2nd half: 4-10 40.0% Game: 5-17 29.4%
 FT % 1st Half: 3-4 75.0% 2nd half: 17-23 73.9% Game: 20-27 74.1%

Officials: Bob Trammell (R), Tim Daley, Kelly Hill
 Technical fouls: Wichita State-None. Indiana State-None.
 Attendance: 10200

Score by periods	1st	2nd	Total
Wichita State	31	26	57
Indiana State	24	41	65

Points	In	Off	2nd	Fast	Bench
WSUWB	26	13	6	5	15
INS	24	16	18	6	7

Last FG - WSUWB 2nd-00:45, INS 2nd-03:35.
 Largest lead - WSUWB by 7 1st-00:26, INS by 15 2nd-01:24.

Score tied - 5 times.
 Lead changed - 9 times.

Official Basketball Box Score -- Game Totals -- Final Statistics

Wichita State vs Illinois State
02/10/11 7:05 p.m. at Doug Collins Court at Redbird Arena

Wichita State 60 • 11-12 (5-7 MVC)

#	Player	Total			3-Ptr			Rebounds			PF	TP	A	TO	Blk	Stl	Min
		FG-FGA	FG-FGA	FT-FTA	FG-FGA	FG-FGA	FT-FTA	Off	Def	Tot							
25	Turner, Chynna	f	1-3	1-1	0-0	0	4	4	5	3	0	3	1	2	21		
33	Price, Michelle	f	3-8	0-0	1-4	3	1	4	5	7	1	6	1	0	23		
12	Diamond, Jessica	g	5-15	1-3	4-4	0	1	1	2	15	2	0	0	1	36		
21	Lankster, Haleigh	g	6-15	1-5	0-1	4	4	8	4	13	2	3	0	2	27		
22	Dawkins, Breanna	g	2-5	1-1	2-4	3	3	6	1	7	3	3	0	3	33		
04	Sanchez, Alicia	g	0-1	0-0	0-0	0	2	2	5	0	2	0	1	1	24		
15	Robben, Heather	g	1-2	1-2	0-0	0	0	0	3	3	0	1	0	0	10		
34	Gordon, Jazimen	g	5-7	0-0	2-2	2	8	10	1	12	0	3	1	0	26		
	Team					0	0	0									
	Totals		23-56	5-12	9-15	12	23	35	26	60	8	21	3	9	200		

FG % 1st Half: 12-26 46.2% 2nd half: 11-30 36.7% Game: 23-56 41.1%
 3FG % 1st Half: 3-5 60.0% 2nd half: 2-7 28.6% Game: 5-12 41.7%
 FT % 1st Half: 3-8 37.5% 2nd half: 6-7 85.7% Game: 9-15 60.0%

Illinois State 69 • 16-6 (8-3 MVC)

#	Player	Total			3-Ptr			Rebounds			PF	TP	A	TO	Blk	Stl	Min
		FG-FGA	FG-FGA	FT-FTA	FG-FGA	FG-FGA	FT-FTA	Off	Def	Tot							
21	Shelton, Kenyatta	f	1-2	0-0	3-8	2	6	8	3	5	2	4	0	1	30		
24	Hanley, Emily	f	8-15	0-1	4-10	1	6	7	1	20	0	2	0	2	37		
14	Clifton, Amanda	g	2-5	0-1	2-2	1	2	3	2	6	6	2	0	0	33		
33	Jackson, Shala	g	3-6	1-1	4-7	1	1	2	3	11	0	1	0	2	24		
34	Spanich, Hannah	g	4-8	0-2	3-4	2	2	4	3	11	2	4	0	2	24		
01	Jenkins, Alexis	g	0-1	0-0	0-0	2	2	2	2	0	2	0	1	1	9		
03	Sykes, Candace	g	0-1	0-1	0-0	1	0	1	0	0	0	0	0	0	4		
20	Broadway, Katie	g	6-11	2-6	2-3	1	2	3	2	16	0	2	1	0	35		
41	Hall, Marley	g	0-0	0-0	0-0	0	0	0	0	0	0	0	0	0	4		
	Team					1	3	4									
	Totals		24-49	3-12	18-34	10	24	34	16	69	11	17	1	8	200		

FG % 1st Half: 11-28 39.3% 2nd half: 13-21 61.9% Game: 24-49 49.0%
 3FG % 1st Half: 1-7 14.3% 2nd half: 2-5 40.0% Game: 3-12 25.0%
 FT % 1st Half: 5-8 62.5% 2nd half: 13-26 50.0% Game: 18-34 52.9%

Officials: Bob Entlerline, Becky Blank, Todd Molstner
 Technical fouls: Wichita State-None. Illinois State-None.
 Attendance: 1164

10:54 2nd Half visitor's #33 M. Price fouls out.
 8:25 2nd Half visitor's #25 C. Turner fouls out.
 0:46 2nd Half visitor's #4 A. Sanchez fouls out.

Score by periods	1st	2nd	Total
Wichita State	30	30	60
Illinois State	28	41	69

Points	In	Off	2nd	Fast	Bench
WSUWB	26	19	12	10	15
ILS	34	27	18	9	16

Last FG - WSUWB



WICHITA STATE WOMEN'S BASKETBALL GAME NOTES



Official Basketball Box Score -- Game Totals -- Final Statistics
Creighton vs Wichita State
02/25/11 7:05 p.m. at Wichita, Kan. - Charles Koch Arena

Creighton 51 • 18-9, 12-4 MVC

#	Player	f	Total		3-Ptr		Rebounds			PF	TP	A	TO	Blk	Stl	Min
			FG-FGA	FG-FGA	FT-FTA	Off	Def	Tot								
11	Schuetz, Sam	f	7-13	3-6	2-4	2	8	10	2	19	1	5	1	1	35	
44	Nelson, Kellie	c	1-3	0-0	0-0	0	1	1	2	2	0	0	1	0	12	
02	Moore, DaNae	g	0-0	0-0	0-0	2	0	2	2	0	0	3	0	0	12	
03	Woodard, Kelsey	g	4-12	2-5	0-0	0	5	5	4	10	7	3	0	1	38	
21	Tritz, Cari	g	3-9	0-3	2-2	0	2	2	2	8	3	5	0	0	36	
15	Fujan, McKenzie	g	0-0	0-0	2-3	0	4	4	0	2	1	3	0	0	14	
20	Jensen, Ally	g	0-2	0-2	0-0	1	1	2	0	0	0	2	0	1	16	
24	Corbin, Jasmin	g	0-1	0-1	0-0	0	0	0	1	0	1	0	0	0	11	
42	Nelson, Sarah	g	2-7	0-1	2-2	2	4	6	3	6	0	4	0	0	21	
55	Kamphaus, Alyssa	g	2-3	0-0	0-0	1	0	1	1	4	0	0	0	0	5	
Team						7	2	9								
Totals			19-50	5-18	8-11	15	27	42	17	51	13	25	2	3	200	
FG % 1st Half:		10-25	40.0%	2nd half:	9-25	36.0%	Game:	19-50	38.0%							Deadball
3FG % 1st Half:		1-8	12.5%	2nd half:	4-10	40.0%	Game:	5-18	27.8%							Rebounds
FT % 1st Half:		2-2	100.0%	2nd half:	6-9	66.7%	Game:	8-11	72.7%							1

Wichita State 60 • 13-13, 7-8 MVC

#	Player	f	Total		3-Ptr		Rebounds			PF	TP	A	TO	Blk	Stl	Min
			FG-FGA	FG-FGA	FT-FTA	Off	Def	Tot								
25	Turner, Chynna	f	1-5	0-0	0-0	1	1	2	3	2	1	0	0	0	12	
33	Price, Michelle	f	0-1	0-0	3-4	1	0	1	3	3	0	1	1	0	13	
12	Diamond, Jessica	g	1-5	0-0	2-2	0	1	1	0	4	4	3	0	1	23	
21	Lankster, Haleigh	g	8-12	0-0	4-7	0	2	2	2	20	0	1	0	3	38	
22	Dawkins, Breanna	g	2-7	1-2	0-0	1	3	4	3	5	1	2	0	3	33	
02	Boyd, Morgan	g	1-4	1-2	4-4	0	6	6	1	7	0	2	0	0	23	
04	Sanchez, Alicia	g	1-2	0-0	0-0	0	1	1	1	2	1	0	0	0	14	
15	Robben, Heather	g	0-0	0-0	0-0	0	0	0	1	0	1	0	0	0	10	
34	Gordon, Jazimen	g	6-12	0-0	5-8	0	2	2	3	17	0	1	3	3	34	
Team						1	2	3								
Totals			20-48	2-4	18-25	4	18	22	17	60	8	10	4	10	200	
FG % 1st Half:		10-27	37.0%	2nd half:	10-21	47.6%	Game:	20-48	41.7%							Deadball
3FG % 1st Half:		2-3	66.7%	2nd half:	0-1	0.0%	Game:	2-4	50.0%							Rebounds
FT % 1st Half:		6-6	100.0%	2nd half:	12-19	63.2%	Game:	18-25	72.0%							4

Officials: Tina Napier, Lisa Mattingly, Felicia Grinter
 Technical fouls: Creighton-None, Wichita State-None.
 Attendance: 1616

Score by periods	1st	2nd	Total
Creighton	23	28	51
Wichita State	28	32	60

Points	In	Off	2nd	Fast	Bench
CU	18	15	16	0	12
WSUWB	34	24	4	8	26

Last FG - CU 2nd-00:28, WSUWB 2nd-00:10.
 Largest lead - CU by 4 2nd-08:11, WSUWB by 9 2nd-00:53.

Score tied - 5 times.
 Lead changed - 4 times.

Official Basketball Box Score -- Game Totals -- Final Statistics
Drake vs Wichita State
02/27/11 2:05 p.m. at Wichita, Kan. - Charles Koch Arena

Drake 58 • 14-14, 8-9 MVC

#	Player	f	Total		3-Ptr		Rebounds			PF	TP	A	TO	Blk	Stl	Min
			FG-FGA	FG-FGA	FT-FTA	Off	Def	Tot								
15	Hackbarth, Rachael	f	11-15	0-0	5-8	4	11	15	3	27	1	7	1	1	31	
44	Running, Stephanie	f	2-4	0-0	0-0	0	6	6	4	4	1	1	0	0	19	
22	Person, Kayla	g	4-6	0-0	0-0	0	2	2	2	8	3	6	2	0	30	
23	Turk, Kristin	g	3-7	0-4	0-0	0	2	2	3	6	3	2	0	1	34	
34	Wollschlager, Amber	g	1-7	0-2	3-4	3	3	6	2	5	3	3	0	0	37	
12	Ritscher, Ellie	g	0-0	0-0	0-0	0	0	0	1	0	0	0	0	0	3	
14	Marschner, Alyssa	g	0-5	0-1	0-1	0	3	3	1	0	1	5	0	0	15	
21	Reid, Morgan	g	0-2	0-0	0-0	0	0	0	2	0	0	0	0	0	11	
30	Montgomery, Alex	g	4-7	0-0	0-1	2	1	3	0	8	0	1	0	0	20	
Team						3	5	8								
Totals			25-53	0-7	8-14	12	33	45	18	58	12	25	3	2	200	
FG % 1st Half:		11-25	44.0%	2nd half:	14-28	50.0%	Game:	25-53	47.2%							Deadball
3FG % 1st Half:		0-2	0.0%	2nd half:	0-5	0.0%	Game:	0-7	0.0%							Rebounds
FT % 1st Half:		6-10	60.0%	2nd half:	2-4	50.0%	Game:	8-14	57.1%							2

Wichita State 72 • 14-13, 8-8 MVC

#	Player	f	Total		3-Ptr		Rebounds			PF	TP	A	TO	Blk	Stl	Min
			FG-FGA	FG-FGA	FT-FTA	Off	Def	Tot								
25	Turner, Chynna	f	2-7	0-2	3-4	1	2	3	4	7	0	0	0	1	21	
33	Price, Michelle	f	2-3	0-0	1-1	1	2	3	2	5	0	1	0	1	13	
12	Diamond, Jessica	g	1-5	0-1	6-9	1	3	4	2	8	5	4	0	2	28	
21	Lankster, Haleigh	g	7-16	2-4	0-0	0	2	2	1	16	5	0	0	2	33	
22	Dawkins, Breanna	g	3-5	1-1	0-0	2	0	2	3	7	3	0	0	4	32	
02	Boyd, Morgan	g	5-12	3-9	0-0	1	3	4	2	13	0	1	0	1	20	
04	Sanchez, Alicia	g	1-3	1-2	0-0	0	1	1	1	3	1	0	0	0	8	
15	Robben, Heather	g	1-5	1-5	0-0	0	1	1	0	3	2	0	0	1	19	
34	Gordon, Jazimen	g	4-13	0-0	2-4	4	2	6	2	10	2	1	1	3	26	
Team						3	4	7								
Totals			26-69	8-24	12-18	13	20	33	17	72	18	7	1	15	200	
FG % 1st Half:		15-36	41.7%	2nd half:	11-33	33.3%	Game:	26-69	37.7%							Deadball
3FG % 1st Half:		4-13	30.8%	2nd half:	4-11	36.4%	Game:	8-24	33.3%							Rebounds
FT % 1st Half:		1-1	100.0%	2nd half:	11-17	64.7%	Game:	12-18	66.7%							3

Officials: Kim Hobbs, Marcus Clayton, Marty Cook
 Technical fouls: Drake-None, Wichita State-Turner, Chynna.
 Attendance: 1643

Score by periods	1st	2nd	Total
Drake	28	30	58
Wichita State	35	37	72

Points	In	Off	2nd	Fast	Bench
DU	34	2	11	6	8
WSUWB	26	26	7	4	29

Last FG - DU 2nd-02:00, WSUWB 2nd-03:46.
 Largest lead - DU by 4 1st-17:04, WSUWB by 14 2nd-00:23.

Score tied - 5 times.
 Lead changed - 3 times.